

## Component Units

Component Units (Governmental and Business-Type) are legally separate organizations for which elected officials of the City of Houston are financially accountable or the nature and significance of the relationship is such that exclusion would cause financial statements to be misleading or incomplete. Therefore, these component units should be included in the City's 5 year Capital Improvement Plan.

Governmental type units provide services largely through non-exchange revenues (taxes are the most common example) and includes primarily boards and redevelopment authorities.

Business-type units are financed and operated in a manner similar to private business enterprise where the cost of providing goods or services to the general public is financed primarily through user charges.

## Table of Component Units

<u>Unit</u>	<u>Has CIP?</u>	<u>CIP as Of:</u>
<b><u>Governmental Type</u></b>		
City Park Redevelopment Authority	N	
East Downtown Redevelopment Authority	N	
Fifth Ward Redevelopment Authority	N	
Fourth Ward Redevelopment Authority	Y	FY13
Greater Greenspoint Redevelopment Authority	Y	FY13
Greater Houston Convention and Visitors Bureau	N	
Gulfgate Redevelopment Authority	N	
Hardy Near Northside Redevelopment Authority	Y	FY13
HALAN – Houston Area Library Automated Network Board	N	
Houston Arts Alliance	N	
Houston Business Development, Inc.	N	
Houston Downtown Park Corporation	Y	FY14
Houston Parks Board, Inc.	N	
Houston Parks Board LGC., Inc.	N	
Houston Public Library Foundation Houston Central Library	N	
Lamar Terrace Public Improvement District	N	
Land Assemblage Redevelopment Authority	N	
Leland Woods Redevelopment Authority	N	
Leland Woods Redevelopment Authority II	N	
Main Street Market Square Redevelopment Authority	Y	FY13
Memorial City Redevelopment Authority	Y	FY13
Memorial-Heights Redevelopment Authority	Y	FY13
Midtown Redevelopment Authority	Y	FY13
Miller Theatre Advisory Board, Inc.	N	
Old Sixth Ward Redevelopment Authority	Y	FY13
OST/Almeda Corridors Redevelopment Authority	N	
Saint George Place Redevelopment Authority	Y	FY13
South Post Oak Redevelopment Authority	N	
Southwest Houston Redevelopment Authority	Y	FY13
Upper Kirby Redevelopment Authority	Y	FY13
Uptown Development Authority	Y	FY13
<b><u>Business Type</u></b>		
Houston First Corporation (formerly Houston Convention Center Hotel Corporation)	Y	FY14
Houston Housing Finance Corporation	N	
Houston Zoo, Inc.	Y	FY14

## Summary Table of Governmental Component Units

2014-2018 CAPITAL IMPROVEMENT PLAN (\$ Thousands): Fiscal Year Planned Amounts

Unit	2014	2015	2016	2017	2018	2014-2018
Saint George Place Redevelopment Authority (TIRZ 1)	611					611
Midtown Redevelopment Authority (TIRZ 2)	17,475	11,300	6,500	5,000		40,275
Main Street Market Square Redevelopment Authority (TIRZ 3)	4,657	7,020	4,225	18,605		34,507
Memorial-Heights Redevelopment Authority (TIRZ 5)	367	1,422	2,279	2,000		6,068
Greater Greenspoint Redevelopment Authority (TIRZ 11)	10,965	2,984				13,949
Old Sixth Ward Redevelopment Authority (TIRZ 13)	325	75	75	75		550
Fourth Ward Redevelopment Authority (TIRZ 14)	2,611	2,957	700	2,551		8,819
Uptown Development Authority (TIRZ 16)	5,859	7,761	7,400	14,150		35,170
Memorial City Redevelopment Authority (TIRZ 17)	23,030	4,915	4,340	13,200		45,485
Upper Kirby Redevelopment Authority (TIRZ 19)	18,985	22,065	15,547	12,360		68,957
Southwest Houston Redevelopment Authority (TIRZ 20)			6,089			6,089
Hardy Near Northside Redevelopment Authority (TIRZ 21)	486					486
Houston Parks Board, Inc.	39,050	38,250	40,000	25,300	24,600	167,200
<b>Total</b>	<b>124,421</b>	<b>98,749</b>	<b>87,155</b>	<b>93,241</b>	<b>24,600</b>	<b>428,166</b>

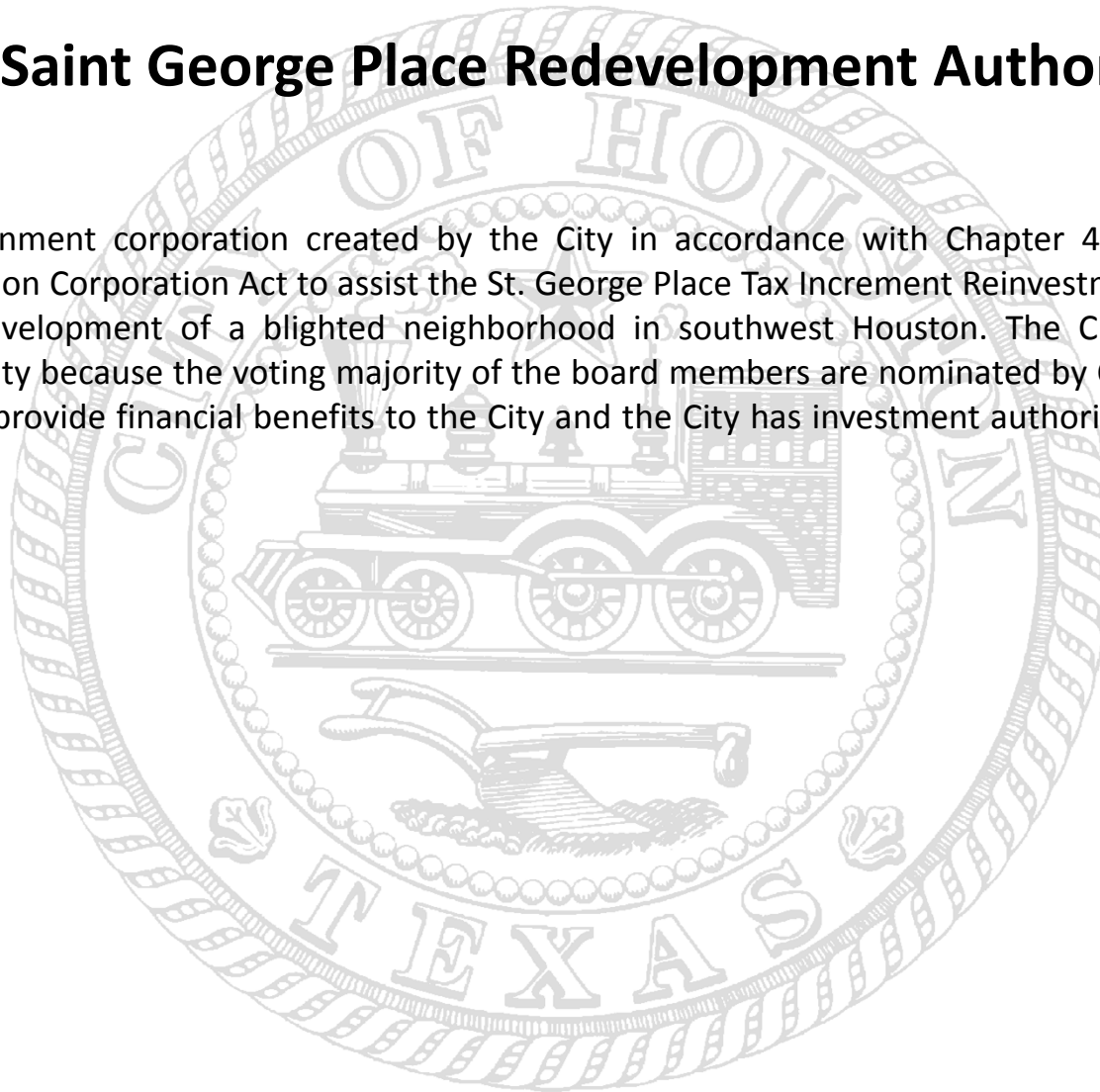
## Summary Table of Business Type Component Units

2014-2018 CAPITAL IMPROVEMENT PLAN (\$ Thousands): Fiscal Year Planned Amounts

Unit	2014	2015	2016	2017	2018	2014-2018
Houston Zoo, Inc.	31,000	5,500	6,000	38,000	43,000	123,500
Houston First Corporation	44,100	43,200	7,300	7,500	12,000	114,100
<b>Total</b>	<b>75,100</b>	<b>48,700</b>	<b>13,300</b>	<b>45,500</b>	<b>55,000</b>	<b>237,600</b>

## Saint George Place Redevelopment Authority

Local government corporation created by the City in accordance with Chapter 431 of the Texas Transportation Corporation Act to assist the St. George Place Tax Increment Reinvestment Zone Board in the redevelopment of a blighted neighborhood in southwest Houston. The City has financial accountability because the voting majority of the board members are nominated by City Council. The operations provide financial benefits to the City and the City has investment authority for the Zone's assets.

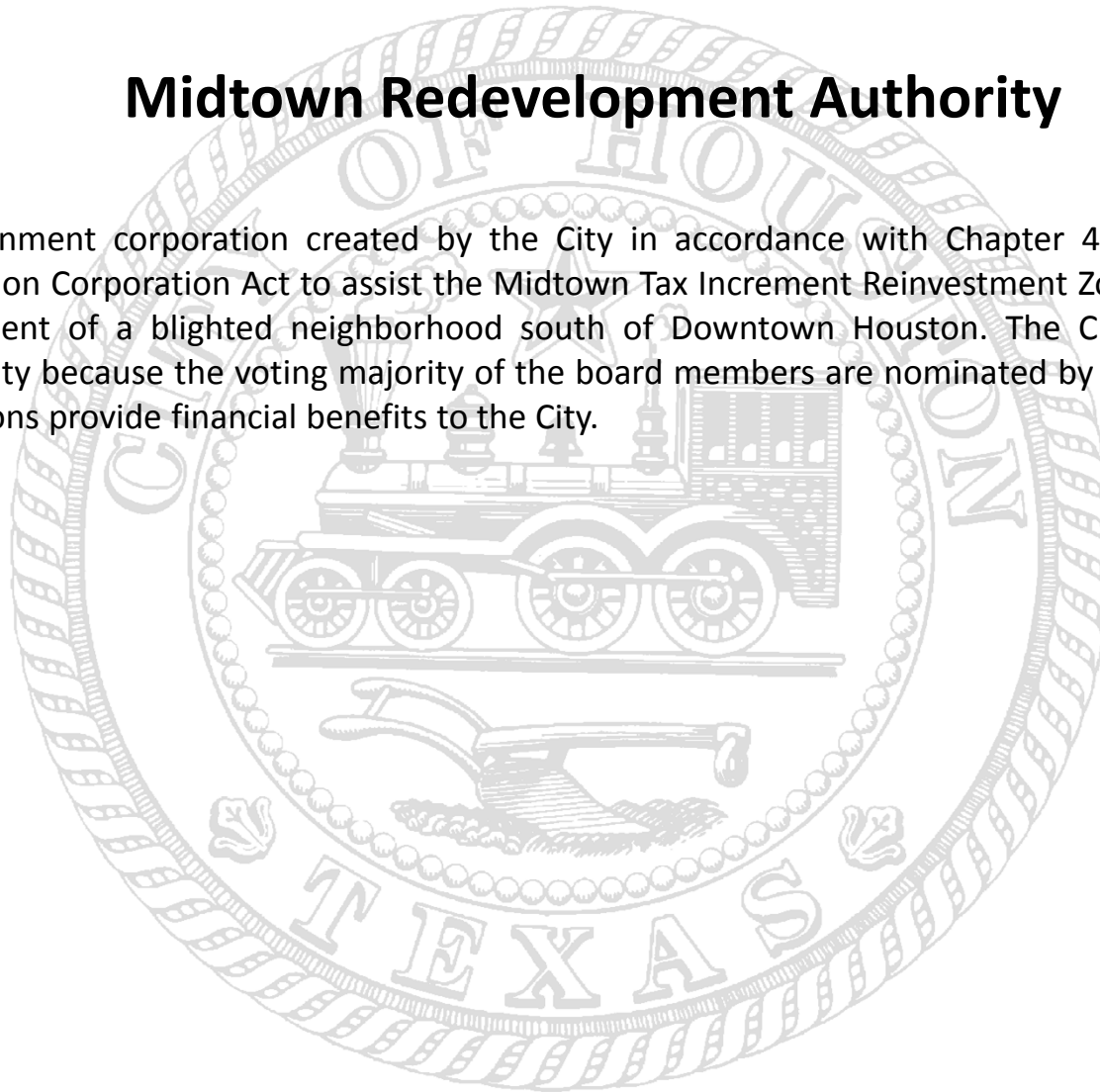


**Saint George Place Redevelopment Authority**  
**2014-2018 CAPITAL IMPROVEMENT PLAN (\$ Thousands)**

CIP No.	Project	Fiscal Year Appropriations					2014-2018
		2014	2015	2016	2017	2018	
T-0105	Neighborhood Traffic Plan TIRZ	611					611
	<b>Project Total</b>	611		0	0		611
	<b>Total</b>	611	0	0	0	0	611

## Midtown Redevelopment Authority

Local government corporation created by the City in accordance with Chapter 431 of the Texas Transportation Corporation Act to assist the Midtown Tax Increment Reinvestment Zone Board in the redevelopment of a blighted neighborhood south of Downtown Houston. The City has financial accountability because the voting majority of the board members are nominated by City Council and the operations provide financial benefits to the City.



## Midtown Redevelopment Authority

### 2014-2018 CAPITAL IMPROVEMENT PLAN (\$ Thousands)

CIP No.	Project	Fiscal Year Appropriations					2014-2018
		2014	2015	2016	2017	2018	
T-0202	Land Acquisition - Midtown Parks*			3,000	1,500		4,500
	TIRZ						
	<b>Project Total</b>			3,000	1,500		4,500
T-0206	Main Street Enhancements						
	TIRZ	500	5,000				5,500
	<b>Project Total</b>	500	5,000				5,500
T-0210	HCC Academic Walk Holman (FTA)						
	TIRZ	100	200				300
	<b>Project Total</b>	100	200				300
T-0213	Alabama Street Reconstruction						
	TIRZ	600					600
	<b>Project Total</b>	600					600
T-0220	Affordable Housing Land Banking Program **						
	TIRZ	2,000	2,000				4,000
	<b>Project Total</b>	2,000	2,000				4,000
T-0221	Midtown Superblock Park						
	TIRZ	1,700					1,700
	<b>Project Total</b>	1,700					1,700
T-0222	Street Overlay Program (Partnership with City of Houston)						
	TIRZ	325					325
	<b>Project Total</b>	325					325
T-0223	Safe Sidewalk Program (Partnership with City of Houston)						
	TIRZ	500					500
	<b>Project Total</b>	500					500
T-0224	Alabama Street Reconstruction/HCC						
	TIRZ	2,500	600				3,100
	Grant	1,000					1,000
	<b>Project Total</b>	3,500	600				4,100
T-0225	Caroline Street Enhancements (Pierce to Elgin)						
	TIRZ	650					650
	Grant	4,000					4,000
	<b>Project Total</b>	4,650					4,650
T-0230	Wheeler St. Pedestrian Enhancements						
	TIRZ		3,000				3,000
	<b>Project Total</b>		3,000				3,000




## Midtown Redevelopment Authority

### 2014-2018 CAPITAL IMPROVEMENT PLAN (\$ Thousands)

CIP No.	Project	Fiscal Year Appropriations					2014-2018
		2014	2015	2016	2017	2018	
<b>T-0232</b>	<b>Public and Cultural Facilities ***</b>						
	TIRZ	500	500				1,000
	<b>Project Total</b>	500	500				1,000
<b>T-0233</b>	<b>Parking Garage Super Block</b>						
	TIRZ						3,100
	<b>Project Total</b>	3,100					3,100
<b>T-0239</b>	<b>Brazos Street Reconstruction</b>						
	Fund Name or Funding Source			3,500	3,500		7,000
	<b>Project Total</b>			3,500	3,500		7,000
	<b>Total Appropriations:</b>	<b>17,475</b>	<b>11,300</b>	<b>6,500</b>	<b>5,000</b>		<b>40,275</b>

## Main Street Market Square Redevelopment Authority

Local government corporation created by the City in accordance with Chapter 431 of the Texas Transportation Corporation Act to assist the Main St./Market Square Tax Increment Reinvestment Zone Board in the redevelopment of Downtown Houston. The City has financial accountability because the voting majority of the board members are nominated by City Council and the operations provide financial benefits to the City.



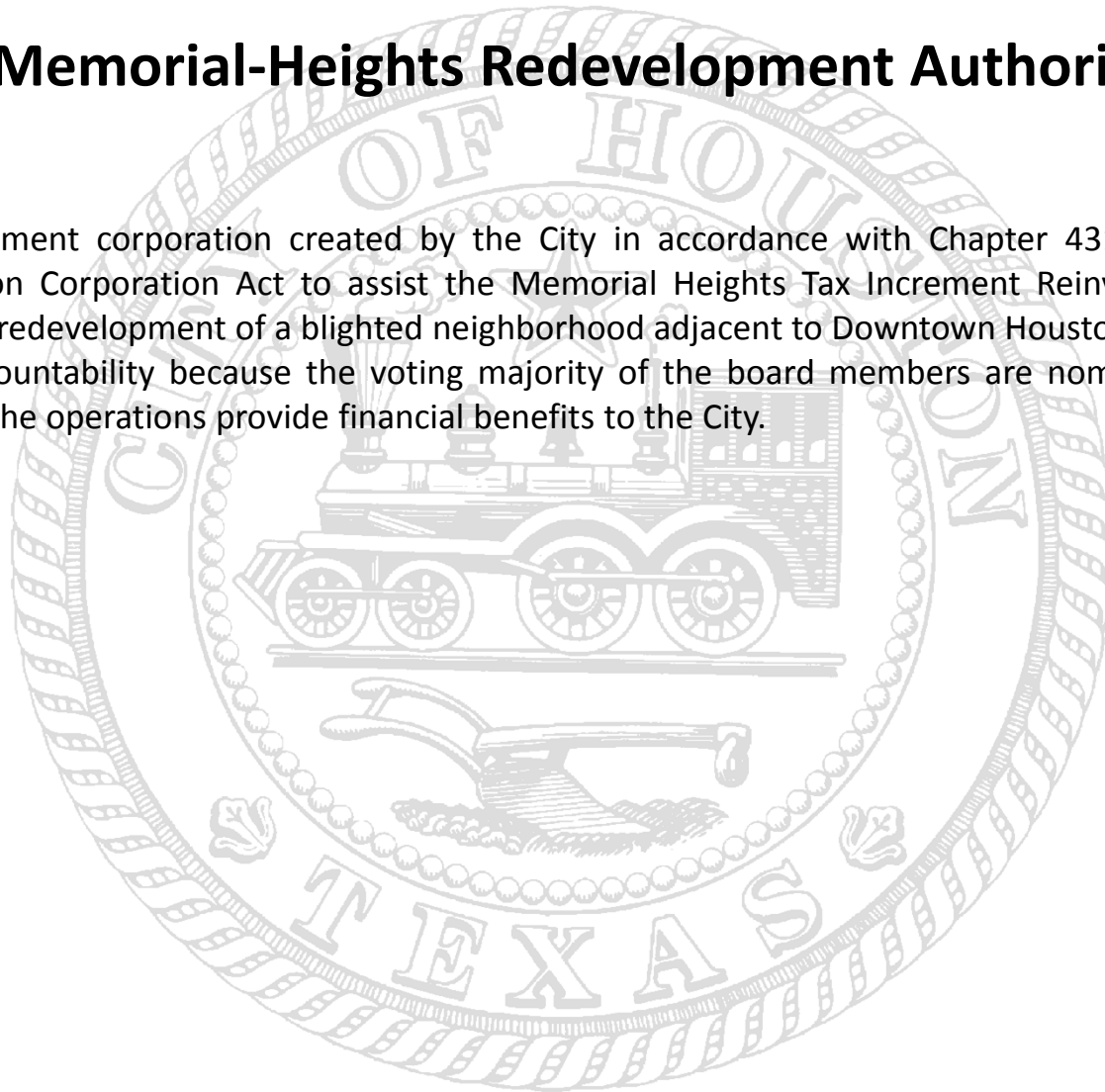
## Main Street Market Square Redevelopment Authority

### 2014-2018 CAPITAL IMPROVEMENT PLAN (\$ Thousands)

CIP No.	Project	Fiscal Year Appropriations					2014-2018
		2014	2015	2016	2017	2018	
T-0307	LED Lighting Upgrades TIRZ	40	1,040	1,040	4,540		6,660
	<b>Project Total</b>	40	1,040	1,040	4,540		6,660
T-0308	Jones Plaza TIRZ			728	6,328		7,056
	<b>Project Total</b>	0	0	728	6,328	0	7,056
T-0309	City Hall Sidewalk Improvement TIRZ	8	1,218				1,226
	<b>Project Total</b>	8	1,218	0	0	0	1,226
T-0312	Main Street Upgrades TIRZ	1,760	1,760				3,520
	<b>Project Total</b>	1,760	1,760				3,520
T-0314	Walker Street Improvements TIRZ	714	714				1,428
	<b>Project Total</b>	714	714				1,428
T-0316	Main Street Transfer Station Enhancements TIRZ	516					516
	<b>Project Total</b>	516					516
T-0318	Costwald TIRZ		1,023	1,023	2,023		4,069
	<b>Project Total</b>	0	1,023	1,023	2,023	0	4,069
T-0320	Bayou Trail - Blocks 6 & 7 TIRZ	24	24	384	5,664		6,096
	<b>Project Total</b>	24	24	384	5,664	0	6,096
T-0321	North Texas Street Lighting TIRZ	404					404
	<b>Project Total</b>	404	0	0	0	0	404
T-0322	CBD Vision Public Amenities TIRZ		50	1,050	50		1,150
	<b>Project Total</b>	0	50	1,050	50	0	1,150
T-0323	Metro- Full Block Curb Cut/Infrastructure TIRZ	1,191	1,191				2,382
	<b>Project Total</b>	1,191	1,191	0	0	0	2,382
<b>Total</b>		<b>4,657</b>	<b>7,020</b>	<b>4,225</b>	<b>18,605</b>	<b>0</b>	<b>34,507</b>

## Memorial-Heights Redevelopment Authority

Local government corporation created by the City in accordance with Chapter 431 of the Texas Transportation Corporation Act to assist the Memorial Heights Tax Increment Reinvestment Zone Board in the redevelopment of a blighted neighborhood adjacent to Downtown Houston. The City has financial accountability because the voting majority of the board members are nominated by City Council and the operations provide financial benefits to the City.

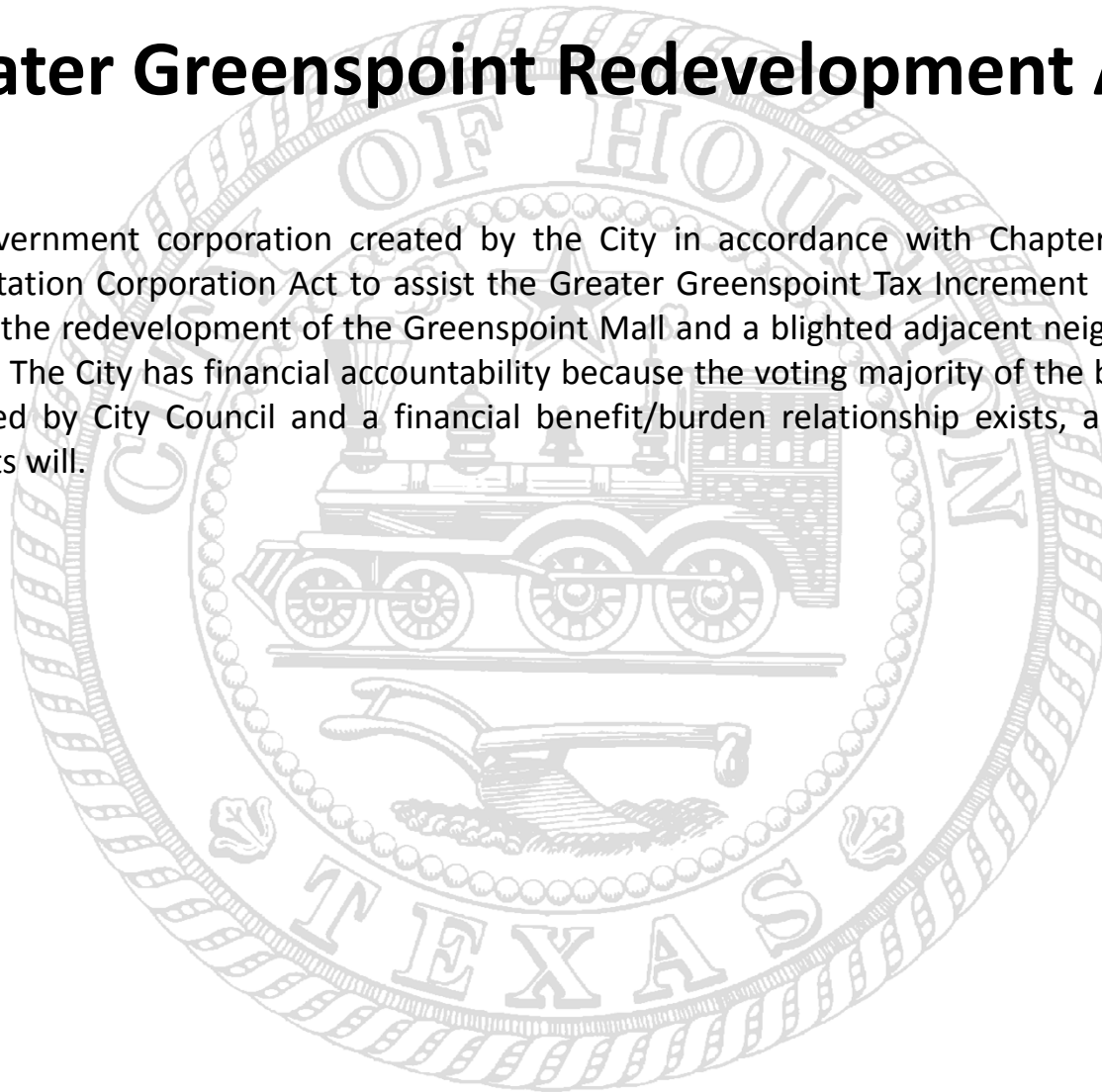


**Memorial-Heights Redevelopment Authority**  
**2014-2018 CAPITAL IMPROVEMENT PLAN (\$ Thousands)**

CIP No.	Project	Fiscal Year Appropriations					2014-2018
		2014	2015	2016	2017	2018	
T-0512	White Oak Improvements - Design Phase TIRZ						
		367					367
	<b>Project Total</b>	367	0	0	0		367
T-0512A	White Oak Improvements - Phase I Const. TIRZ						
			686				686
	<b>Project Total</b>	0	686	0	0	0	686
T-0512B	White Oak Improvements - Phase II Const. TIRZ						
			736				736
	<b>Project Total</b>	0	736	0	0	0	736
T-0512C	White Oak Improvements - Phase III Const. TIRZ						
				779			779
	<b>Project Total</b>	0	0	779			779
T-0512D	Reclamation/ Remediation Flood Reduction TIRZ						
				1,500	2,000		3,500
	<b>Project Total</b>	0	0	1,500	2,000	0	3,500
	<b>Total Appropriations:</b>	<b>367</b>	<b>1,422</b>	<b>2,279</b>	<b>2,000</b>	<b>0</b>	<b>6,068</b>

## Greater Greenspoint Redevelopment Authority

Local government corporation created by the City in accordance with Chapter 431 of the Texas Transportation Corporation Act to assist the Greater Greenspoint Tax Increment Reinvestment Zone Board in the redevelopment of the Greenspoint Mall and a blighted adjacent neighborhood in North Houston. The City has financial accountability because the voting majority of the board members are nominated by City Council and a financial benefit/burden relationship exists, allowing the City to impose its will.

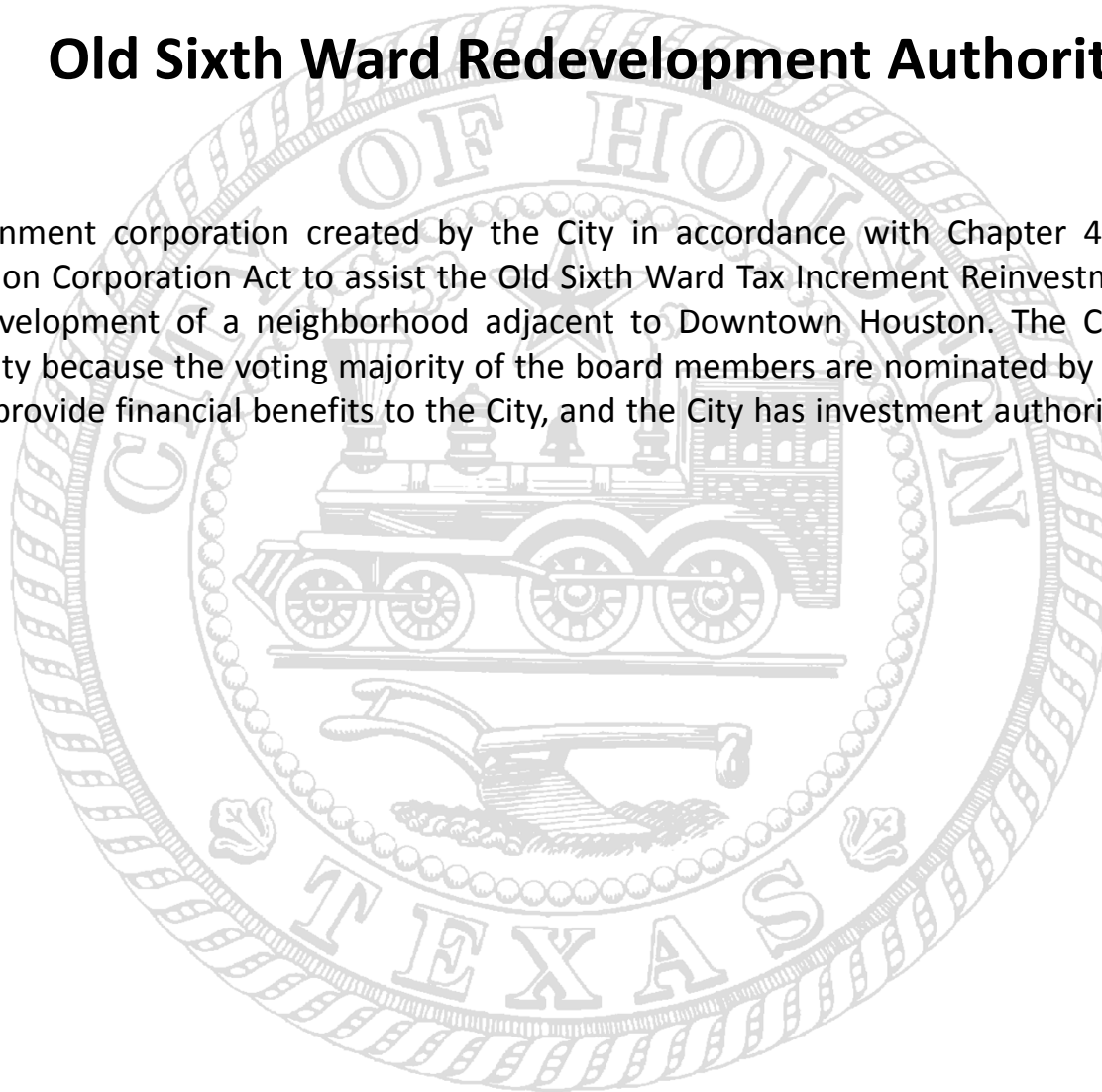


**Greater Greenspoint Redevelopment Authority**  
**2014-2018 CAPITAL IMPROVEMENT PLAN (\$ Thousands)**

CIP No.	Project	Fiscal Year Appropriations					2014-2018
		2014	2015	2016	2017	2018	
T-1103	Greenspoint Area Streetscape Improvements						
	TIRZ		100				100
	<b>Project Total</b>	100		0	0		100
T-1109	Tire Dump Remediation						
	TIRZ		600				600
	<b>Project Total</b>	0	600				600
T-1111	Fire Station No. 84						
	TIRZ		1,200				1,200
	<b>Project Total</b>	1,200	0				1,200
T-1112	Airline Drive Improvements and Intersecting Streets Improvements						
	TIRZ		1,575				1,575
	<b>Project Total</b>	1,575					1,575
T-1119	Spring Skate Park and Park Without Limits						
	TIRZ		2,475				2,475
	<b>Project Total</b>	2,475	0				2,475
T-1123	Greens Road Street and Drainage Improvements						
	TIRZ		5,260				5,260
	<b>Project Total</b>	5,260					5,260
T-1124	Spring Recreational Area and Hike and Bike Trails						
	TIRZ		355	2,384			2,739
	<b>Project Total</b>	355	2,384				2,739
	<b>Total Appropriations:</b>	<b>10,965</b>	<b>2,984</b>	<b>0</b>	<b>0</b>	<b>0</b>	<b>13,949</b>

## Old Sixth Ward Redevelopment Authority

Local government corporation created by the City in accordance with Chapter 431 of the Texas Transportation Corporation Act to assist the Old Sixth Ward Tax Increment Reinvestment Zone Board in the redevelopment of a neighborhood adjacent to Downtown Houston. The City has financial accountability because the voting majority of the board members are nominated by City Council, the operations provide financial benefits to the City, and the City has investment authority for the Zone's assets.



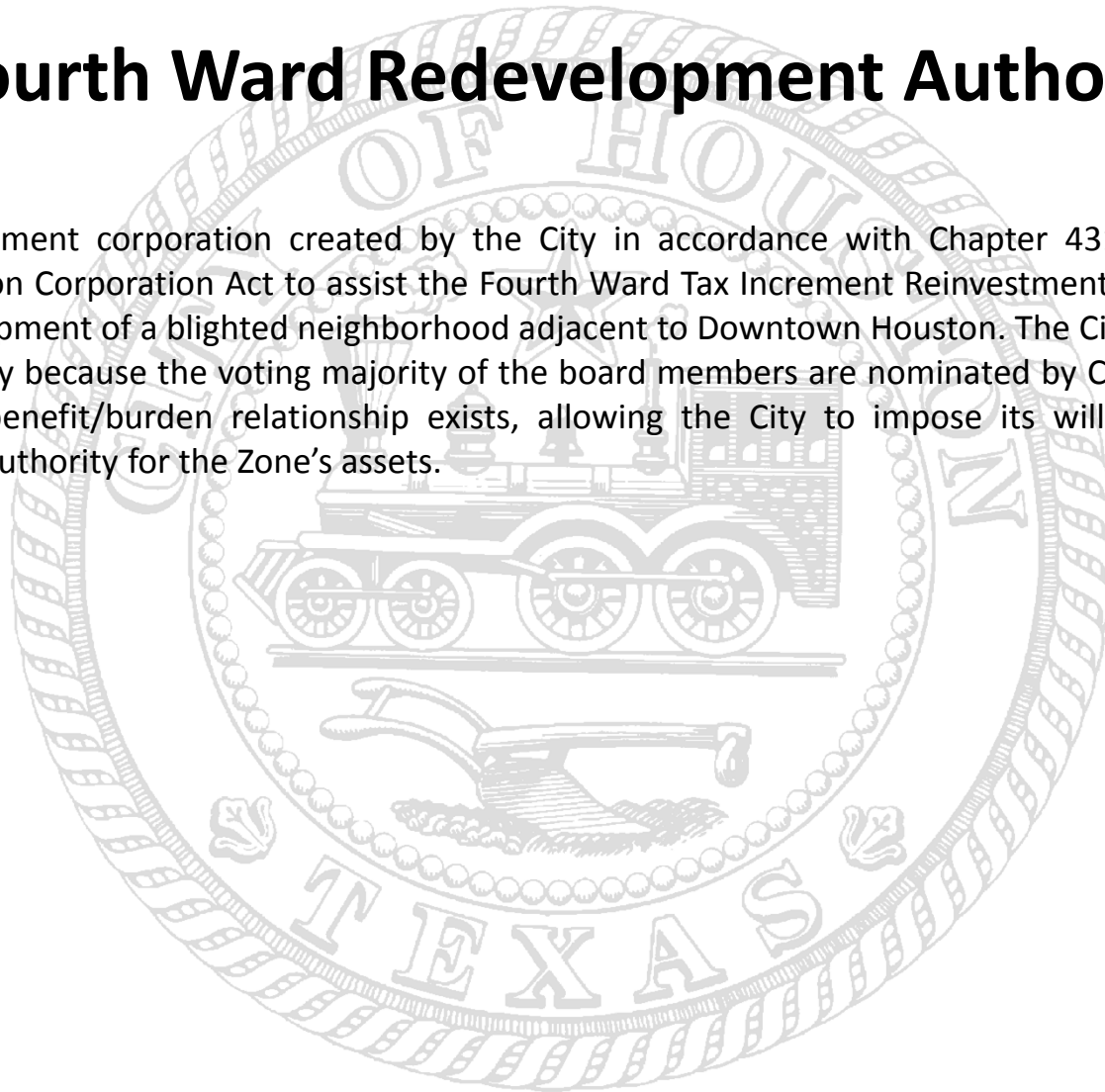


**Old Sixth Ward Redevelopment Authority**  
**2014-2018 CAPITAL IMPROVEMENT PLAN (\$ Thousands)**

CIP No.	Project	Fiscal Year Appropriations					2014-2018
		2014	2015	2016	2017	2018	
T-1311	Sawyer Park						
	TIRZ	250					250
	<b>Project Total</b>	250		0	0		250
T-1312	Sustainable Streetscapes						
	TIRZ	75	75	75	75		300
	<b>Project Total</b>	75	75	75	75	0	300
<b>Total Appropriations:</b>		<b>325</b>	<b>75</b>	<b>75</b>	<b>75</b>	<b>0</b>	<b>550</b>

## Fourth Ward Redevelopment Authority

Local government corporation created by the City in accordance with Chapter 431 of the Texas Transportation Corporation Act to assist the Fourth Ward Tax Increment Reinvestment Zone Board in the redevelopment of a blighted neighborhood adjacent to Downtown Houston. The City has financial accountability because the voting majority of the board members are nominated by City Council and a financial benefit/burden relationship exists, allowing the City to impose its will. The City has investment authority for the Zone's assets.

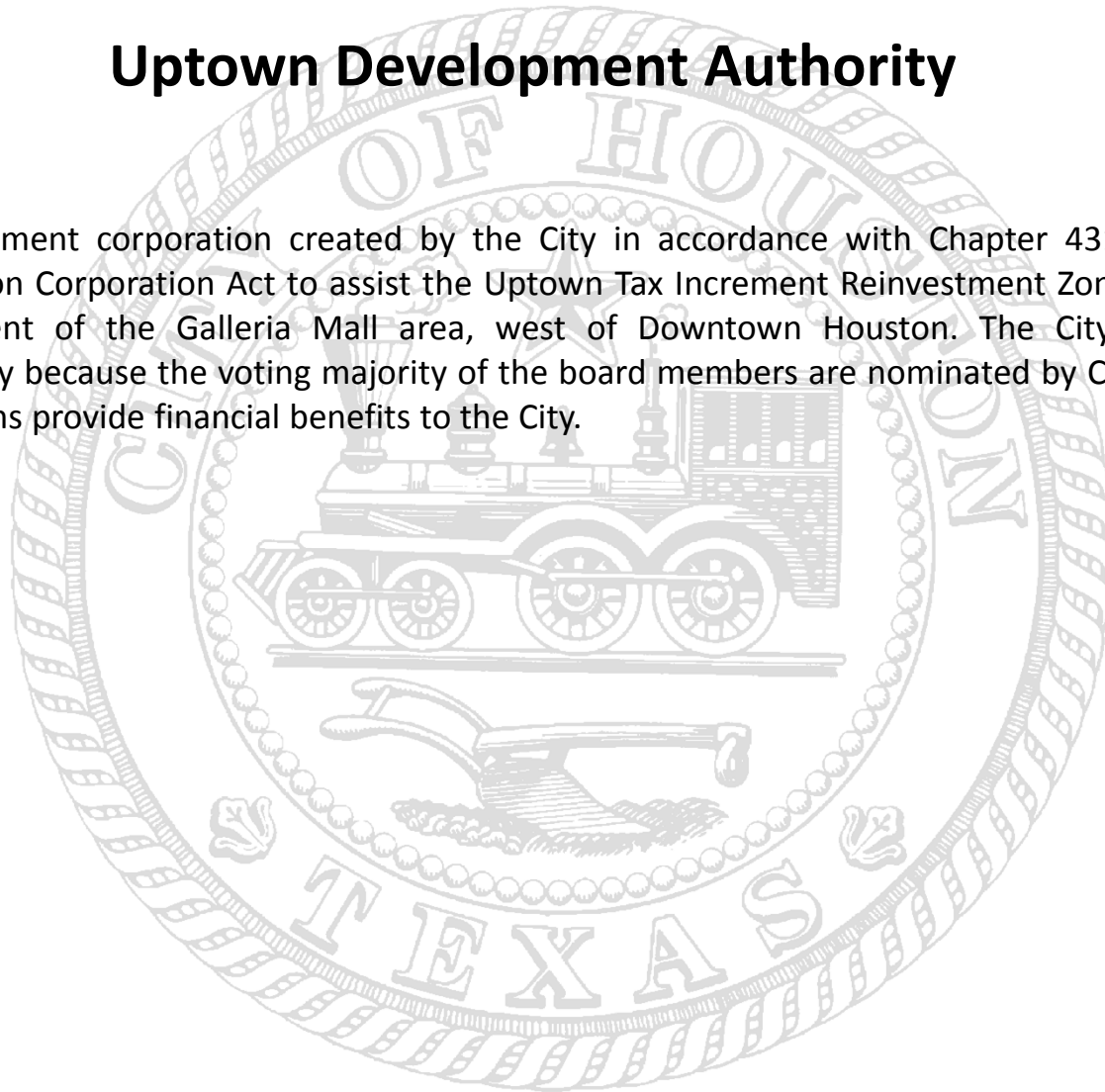


**Fourth Ward Redevelopment Authority**  
**2014-2018 CAPITAL IMPROVEMENT PLAN (\$ Thousands)**

CIP No.	Project	Fiscal Year Appropriations					2014-2018
		2014	2015	2016	2017	2018	
T-1403	Gillette - Genesse Street Reconstruction						
	TIRZ	1,836					1,836
	<b>Project Total</b>	1,836		0	0		1,836
T-1409	Fourth Ward Street Reconstruction Project						
	TIRZ	525	2,707	550	2,551		6,333
	<b>Project Total</b>	525	2,707	550	2,551	0	6,333
T-1412	Historical Monuments						
	TIRZ	250	250	150			650
	<b>Project Total</b>	250	250	150			650
	<b>Total</b>	<b>2,611</b>	<b>2,957</b>	<b>700</b>	<b>2,551</b>	<b>0</b>	<b>8,819</b>

## Uptown Development Authority

Local government corporation created by the City in accordance with Chapter 431 of the Texas Transportation Corporation Act to assist the Uptown Tax Increment Reinvestment Zone Board in the redevelopment of the Galleria Mall area, west of Downtown Houston. The City has financial accountability because the voting majority of the board members are nominated by City Council and the operations provide financial benefits to the City.



**Uptown Development Authority**  
**2014-2018 CAPITAL IMPROVEMENT PLAN (\$ Thousands)**

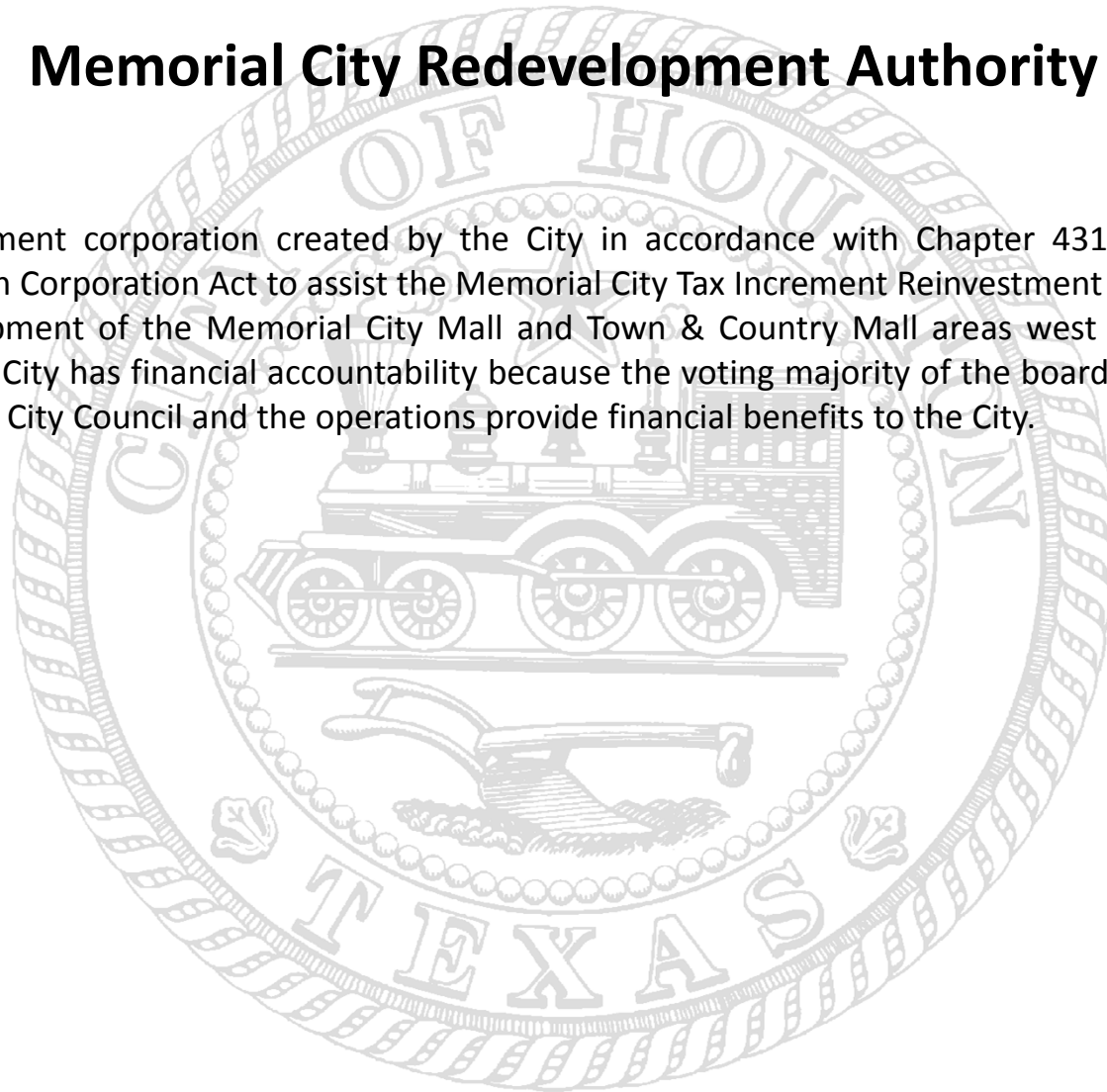
CIP No.	Project	Fiscal Year Appropriations					2014-2018
		2014	2015	2016	2017	2018	
T-1604	West Alabama Phase II Reconstruction						
	TIRZ	700	1,650	2,000	3,000		7,350
	<b>Project Total</b>	700	1,650	2,000	3,000		7,350
T-1608	Advance Traveler Information System						
	TIRZ	50	50	50	50		200
	<b>Project Total</b>	50	50	50	50	0	200
T-1609	Uptown Area Intersection and Signalization						
	TIRZ	180					180
	Grant	720					720
	<b>Project Total</b>	900	0	0	0	0	900
T-1611	Right-Of- Way Acquisition						
	TIRZ	200	1,200	250	200		1,850
	<b>Project Total</b>	200	1,200	250	200	0	1,850
T-1616	Secondary Roadways						
	TIRZ	200	200	200	200		800
	<b>Project Total</b>	200	200	200	200	0	800
T-1617segC	Uptown Pedsetrian Network - (Segment C)						
	TIRZ	1,007	1,061				2,068
	<b>Project Total</b>	1,007	1,061	0	0	0	2,068
T-1617segD	Uptown Pedsetrian Network - (Segment D)						
	TIRZ	1,201					1,201
	<b>Project Total</b>	1,201	0	0	0	0	1,201
T-1619	Post Oak Boulevard Reconstruction						
	TIRZ	550	550	450	500		2,050
					5,000		5,000
	<b>Project Total</b>	550	550	450	5,500	0	7,050
T-1922	Parks						
	TIRZ	200	200	200	200		800
	<b>Project Total</b>	200	200	200	200	0	800
T-1624	Woodway Drainage						
	TIRZ	150					150
	<b>Project Total</b>	150	0	0	0	0	150
T-1925	Lynn Street						
	TIRZ	200	1,000	1,000			2,200
	<b>Project Total</b>	200	1,000	1,000	0	0	2,200

**Uptown Development Authority**  
**2014-2018 CAPITAL IMPROVEMENT PLAN (\$ Thousands)**

CIP No.	Project	Fiscal Year Appropriations					2014-2018
		2014	2015	2016	2017	2018	
T-1926	Richmond Phase I Reconstruction						
	TIRZ	500	1,500	2,000	2,000		6,000
	<b>Project Total</b>	500	1,500	2,000	2,000	0	6,000
T-1627	Sage Reconstruction						
	TIRZ		350	1,250	3,000		4,600
	<b>Project Total</b>	0	350	1,250	3,000	0	4,600
	<b>Total</b>	<b>5,858</b>	<b>7,761</b>	<b>7,400</b>	<b>14,150</b>	<b>0</b>	<b>35,170</b>

## Memorial City Redevelopment Authority

Local government corporation created by the City in accordance with Chapter 431 of the Texas Transportation Corporation Act to assist the Memorial City Tax Increment Reinvestment Zone Board in the redevelopment of the Memorial City Mall and Town & Country Mall areas west of Downtown Houston. The City has financial accountability because the voting majority of the board members are nominated by City Council and the operations provide financial benefits to the City.



**Memorial City Redevelopment Authority**  
**2014-2018 CAPITAL IMPROVEMENT PLAN (\$ Thousands)**

CIP No.	Project	Fiscal Year Appropriations					2014-2018
		2014	2015	2016	2017	2018	
T-1709	Improvement to Lumkin from I-10 to Westview TIRZ	1,346					1,346
	<b>Project Total</b>	1,346	0	0	0		1,346
T-1712	Bunker Hill South of IH 10 Mobility Improvements TIRZ		400				400
	<b>Project Total</b>	0	400	0	0	0	400
T-1714	Frostwood Drive and Kingside Drainage TIRZ	1,400					1,400
	<b>Project Total</b>	1,400	0	0	0	0	1,400
T-1715A	Barryknoll East Drainage Improvements TIRZ	2,234					2,234
	<b>Project Total</b>	2,234	0	0	0	0	2,234
T-1715B	Barryknoll West Drainage Improvements TIRZ	2,100	1,000				3,100
	<b>Project Total</b>	2,100	1,000	0	0	0	3,100
T-1717	Town and Country West Drainage and Mobility TIRZ	150	2,500				2,650
	<b>Project Total</b>	150	2,500	0	0	0	2,650
T-1722	Town and Country Blvd at Queensbury Signalization TIRZ		265				265
	<b>Project Total</b>	0	265	0	0	0	265
T-1726	West Bough Roadway Improvements TIRZ		400	3,200			3,600
	<b>Project Total</b>	0	400	3,200	0	0	3,600
T-1731B	Memorial Dr. Drainage and Mobility Improvements TIRZ		350	500	7,000		7,850
	<b>Project Total</b>	0	350	500	7,000	0	7,850
T-1732A	N. Gessner Drainage and Mobility Improvements TIRZ	4,100					4,100
	<b>Project Total</b>	4,100	0	0	0	0	4,100
T-1732B	N. Gessner Drainage and Mobility Improvements TIRZ	4,700					4,700
	<b>Project Total</b>	4,700	0	0	0	0	4,700
T-1733A	N. Witte Drainage and Mobility Improvements TIRZ			380	3,600		3,980
	<b>Project Total</b>	0	0	380	3,600	0	3,980

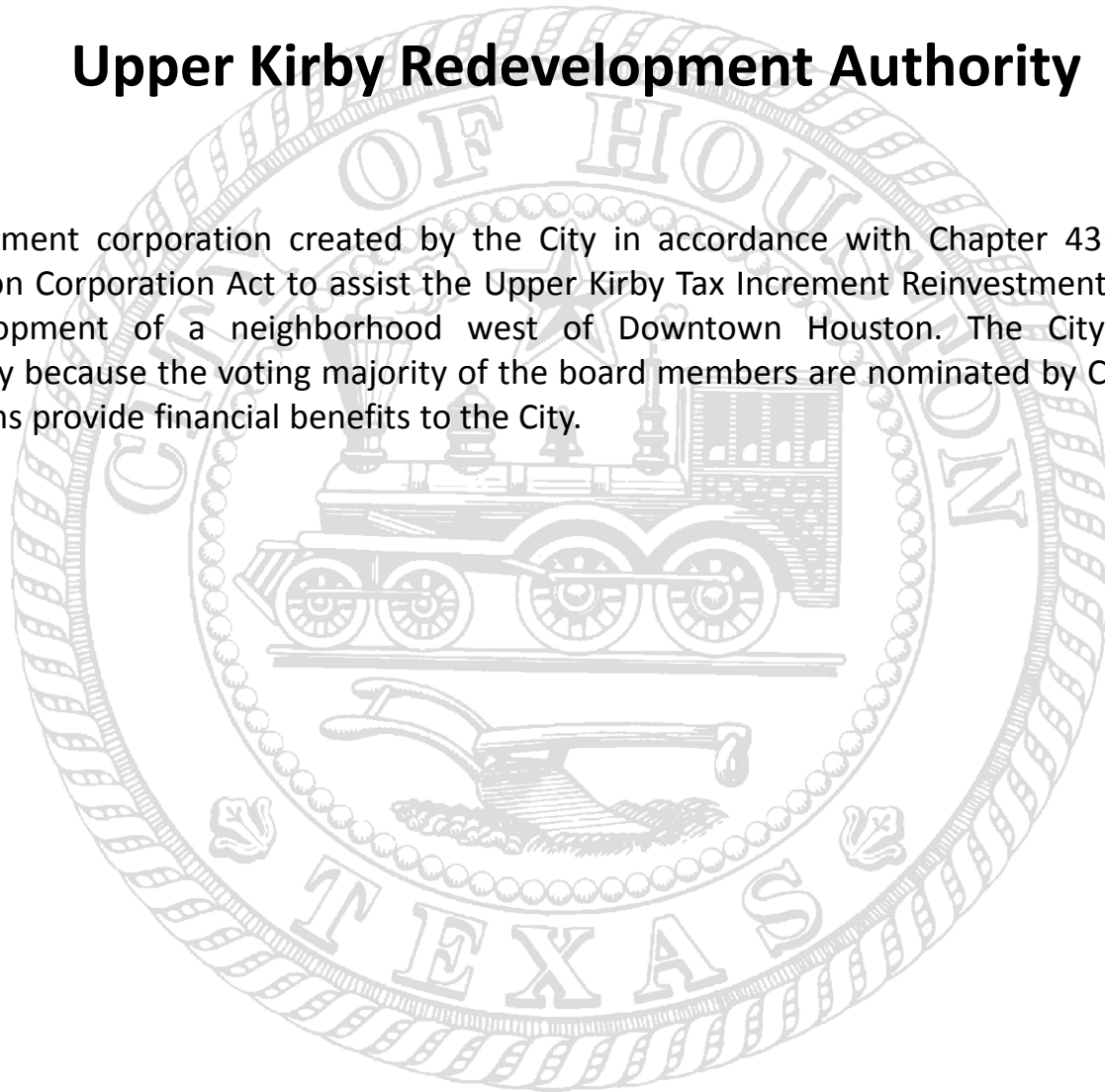


**Memorial City Redevelopment Authority**  
**2014-2018 CAPITAL IMPROVEMENT PLAN (\$ Thousands)**

CIP No.	Project	Fiscal Year Appropriations					2014-2018
		2014	2015	2016	2017	2018	
T-1733B	N. Witte Drainage and Mobility Improvements			260	2,600		2,860
	TIRZ						
	<b>Project Total</b>	0	0	260	2,600	0	2,860
T-1734	W140 Channel Improvements						
	TIRZ	7,000					7,000
	<b>Project Total</b>	7,000	0	0	0	0	7,000
	<b>Total</b>	<b>23,030</b>	<b>4,915</b>	<b>4,340</b>	<b>13,200</b>	<b>0</b>	<b>45,485</b>

## Upper Kirby Redevelopment Authority

Local government corporation created by the City in accordance with Chapter 431 of the Texas Transportation Corporation Act to assist the Upper Kirby Tax Increment Reinvestment Zone Board in the redevelopment of a neighborhood west of Downtown Houston. The City has financial accountability because the voting majority of the board members are nominated by City Council and the operations provide financial benefits to the City.



**Upper Kirby Redevelopment Authority**  
**2014-2018 CAPITAL IMPROVEMENT PLAN (\$ Thousands)**

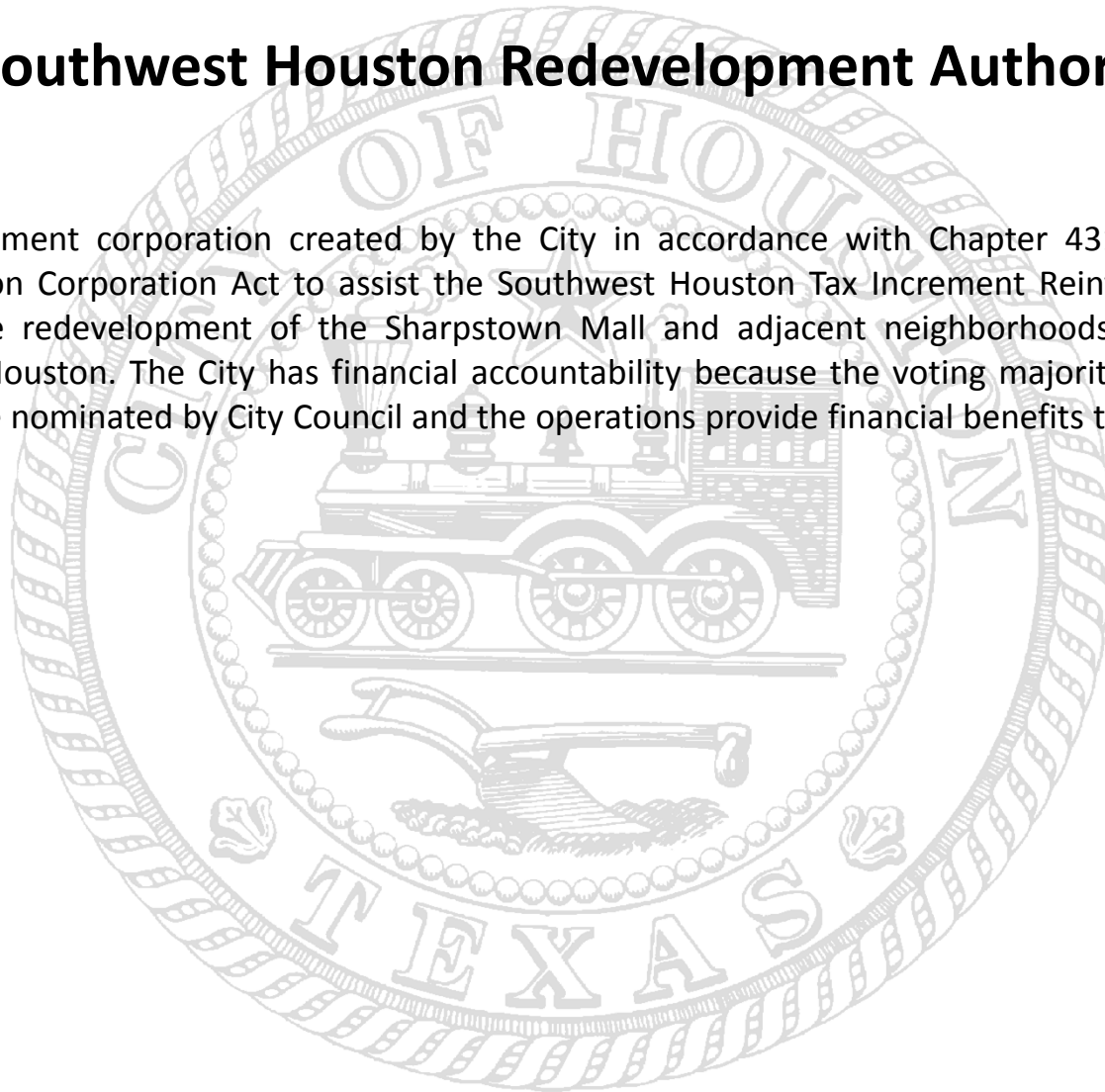
CIP No.	Project	Fiscal Year Appropriations					2014-2018
		2014	2015	2016	2017	2018	
T-1902	Traffic Operational Improvements TIRZ			200	610		810
	<b>Project Total</b>	0	0	200	610		810
T-1903	Richmond/Weslayan Intersection Improvements TIRZ				245		245
	<b>Project Total</b>	0	0	0	245	0	245
T-1907	Pedestrian Accessibility TIRZ	65	65	65			195
	<b>Project Total</b>	65	65	65	0	0	195
T-1909	Kirby Dr. Improvements - San Felipe to Westheimer TIRZ				525		525
	<b>Project Total</b>	0	0	0	525	0	525
T-1912A	Westheimer Drainage System Improvements TIRZ	6,740	8,200				14,940
	<b>Project Total</b>	6,740	8,200	0	0	0	14,940
T-1913	Greenbriar Drainage System Improvements TIRZ			691	4,210		4,901
	<b>Project Total</b>	0	0	691	4,210	0	4,901
T-1914	Sheperd Drainage System Improvements TIRZ Grant	680	1,400	3,290			5,370
	<b>Project Total</b>	680	2,400	3,290	0	0	6,370
T-1915	University Line Urban Corridor Improvements TIRZ	60	60	60	60		240
	<b>Project Total</b>	60	60	60	60	0	240
T-1917	Upper Kirby Civic Complex TIRZ	3,300	800				4,100
	<b>Project Total</b>	3,300	800	0	0	0	4,100
T-1918	Buffalo Speedway Improvements TIRZ			76	1,080		1,156
	<b>Project Total</b>	0	0	76	1,080	0	1,156
T-1919	Westpark Improvements - Kirby to Edloe TIRZ			35	1,150		1,185
	<b>Project Total</b>	0	0	35	1,150	0	1,185

**Upper Kirby Redevelopment Authority**  
**2014-2018 CAPITAL IMPROVEMENT PLAN (\$ Thousands)**

CIP No.	Project	Fiscal Year Appropriations					2014-2018
		2014	2015	2016	2017	2018	
<b>T-1920</b>	<b>West Alabama Reconstruction</b>						
	TIRZ	750	2,550	6,600	1,680		11,580
	Grant			1,500	1,500		3,000
	<b>Project Total</b>	750	2,550	8,100	3,180	0	14,580
<b>T-1921</b>	<b>Edloe Reconstruction</b>						
	TIRZ			80	770		850
	<b>Project Total</b>	0	0	80	770	0	850
<b>T-1922</b>	<b>Bissonnet Reconstruction</b>						
	TIRZ	3,650	4,700	1,870			10,220
	Grant			500			500
	<b>Project Total</b>	3,650	4,700	2,370	0	0	10,720
<b>T-1923</b>	<b>US 59 Underpass Improvements</b>						
	TIRZ	300	300	300	250		1,150
	<b>Project Total</b>	300	300	300	250	0	1,150
<b>T-1924</b>	<b>Eastside Reconstruction</b>						
	TIRZ	3,000	2,350				5,350
	Grant	100	300				400
	<b>Project Total</b>	3,100	2,650	0	0	0	5,750
<b>T-1925</b>	<b>W140 Channel Improvements</b>						
	TIRZ	340	340	280	280		1,240
	<b>Project Total</b>	340	340	280	280	0	1,240
	<b>Total</b>	<b>18,985</b>	<b>22,065</b>	<b>15,547</b>	<b>12,360</b>	<b>0</b>	<b>68,957</b>

## Southwest Houston Redevelopment Authority

Local government corporation created by the City in accordance with Chapter 431 of the Texas Transportation Corporation Act to assist the Southwest Houston Tax Increment Reinvestment Zone Board in the redevelopment of the Sharpstown Mall and adjacent neighborhoods southwest of Downtown Houston. The City has financial accountability because the voting majority of the board members are nominated by City Council and the operations provide financial benefits to the City.

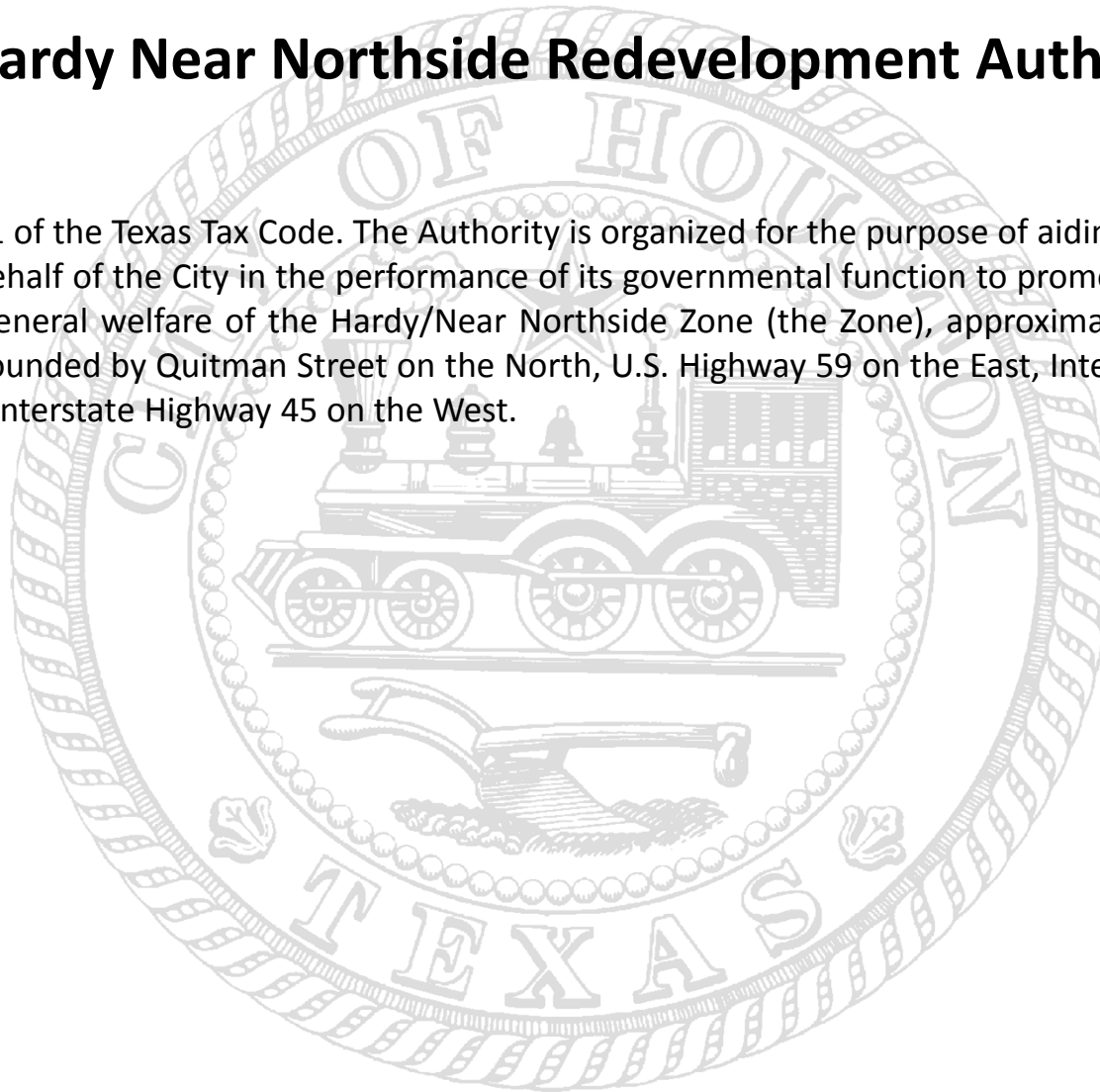


**Southwest Houston Redevelopment Authority**  
**2014-2018 CAPITAL IMPROVEMENT PLAN (\$ Thousands)**

CIP No.	Project	Fiscal Year Appropriations					2014-2018
		2014	2015	2016	2017	2018	
T-2002	Fondren Access Management Mobility			2,589			2,589
	TIRZ						
	<b>Project Total</b>	0		2,589	0		2,589
T-2005	Bellaire Drainage Hwy. 59 to Fondren			3,500			3,500
	TIRZ						
	<b>Project Total</b>	0	0	3,500	0	0	3,500
	<b>Total</b>	<b>0</b>	<b>0</b>	<b>6,089</b>	<b>0</b>	<b>0</b>	<b>6,089</b>

## Hardy Near Northside Redevelopment Authority

Chapter 311 of the Texas Tax Code. The Authority is organized for the purpose of aiding, assisting, and acting on behalf of the City in the performance of its governmental function to promote the common good and general welfare of the Hardy/Near Northside Zone (the Zone), approximately 326.1 acres generally bounded by Quitman Street on the North, U.S. Highway 59 on the East, Interstate 10 on the South, and Interstate Highway 45 on the West.



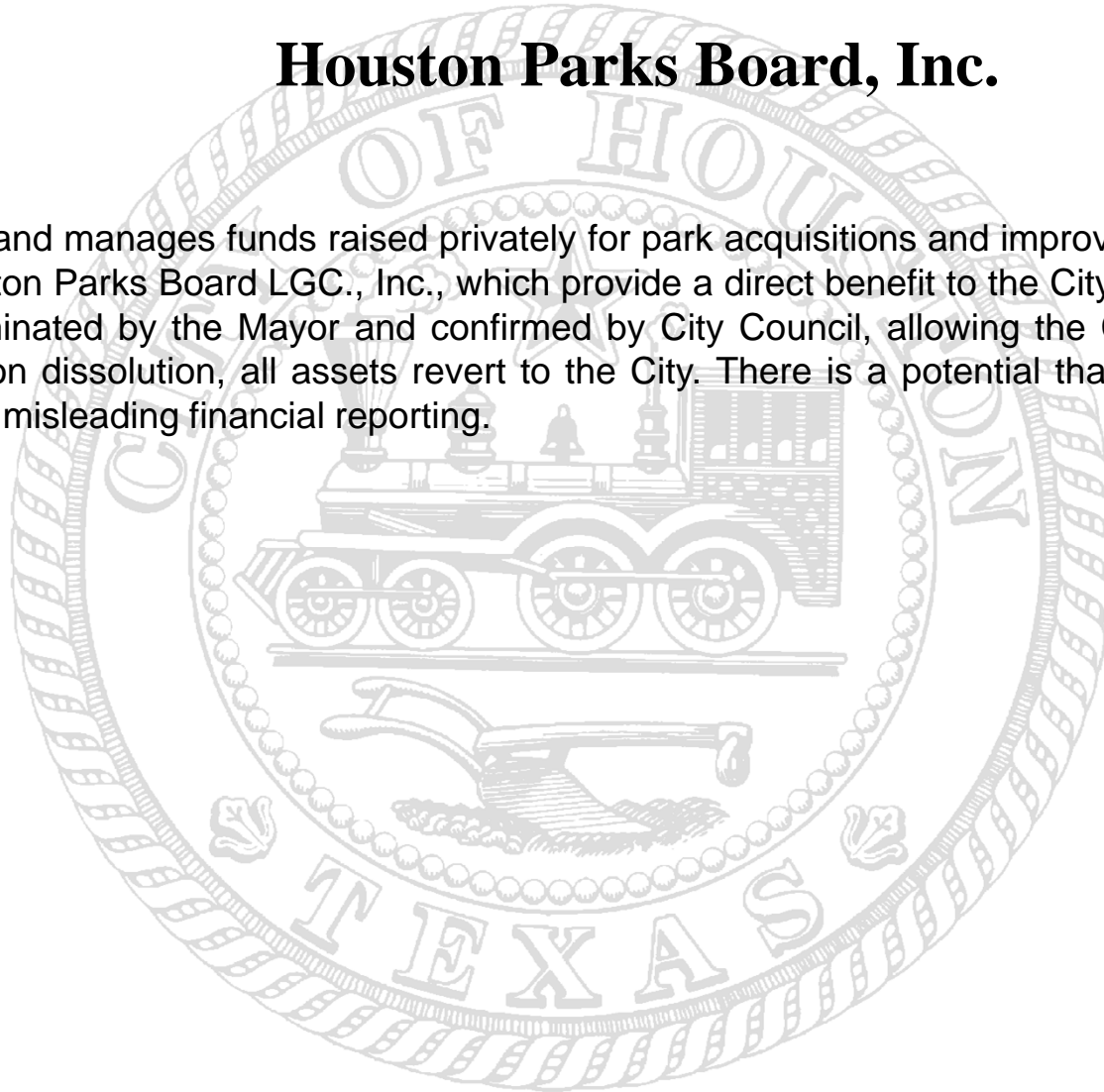
**Hardy Near Northside Redevelopment Authority**  
**2014-2018 CAPITAL IMPROVEMENT PLAN (\$ Thousands)**

CIP No.	Project	Fiscal Year Appropriations					2014-2018
		2014	2015	2016	2017	2018	
T-2101	Pedestrian Pathway/Hike and Bike Trails TIRZ						486
	<b>Project Total</b>	486		0	0		486
	<b>Total</b>	<b>486</b>	<b>0</b>	<b>0</b>	<b>0</b>	<b>0</b>	<b>486</b>



## **Houston Parks Board, Inc.**

Solicits and manages funds raised privately for park acquisitions and improvements on behalf of Houston Parks Board LGC., Inc., which provide a direct benefit to the City. Board members are nominated by the Mayor and confirmed by City Council, allowing the City to impose its will. Upon dissolution, all assets revert to the City. There is a potential that exclusion would result in misleading financial reporting.




**Houston Parks Board, Inc.**  
**2014-2018 CAPITAL IMPROVEMENT PLAN (\$ Thousands)**

CIP No.	Project	Fiscal Year Appropriations					2014-2018
		2014	2015	2016	2017	2018	
	<b>Houston Bayou Greensway</b>						
	Bond Funds	11,400	18,700	25,200	11,300	10,600	77,200
	Other Funds	27,650	19,550	14,800	14,000	14,000	90,000
	<b>Project Total</b>	<b>39,050</b>	<b>38,250</b>	<b>40,000</b>	<b>25,300</b>	<b>24,600</b>	<b>167,200</b>
	<b>Total</b>	<b>39,050</b>	<b>38,250</b>	<b>40,000</b>	<b>25,300</b>	<b>24,600</b>	<b>167,200</b>

## Houston Zoo, Inc.

Houston Zoo, Inc. (HZI) is a 501(c)(3) corporation and has a contract with Houston Zoo Development Corp to operate the Zoo. The Mayor may appoint up to 20% of the Board of Directors of HZI. Houston Zoo Development Corporation (HZDC) is a local government corporation that leases the zoo from the City. The lease provides for the City to make payments in support of capital and operating expenses over the lease term, which it makes available to HZI. There is a fiscal dependency on the City, and there is the potential that exclusion would result in misleading financial reporting.



**Houston Zoo, Inc.**  
**2014-2018 CAPITAL IMPROVEMENT PLAN (\$ Thousands)**

CIP No.	Project	Fiscal Year Appropriations					2014-2018
		2014	2015	2016	2017	2018	
	<b>African Forest Phase II-Gorilla</b>						
	Zoo Capital Funds	28,000					28,000
	<b>Project Total</b>	<b>28,000</b>	<b>0</b>	<b>0</b>	<b>0</b>		<b>28,000</b>
	<b>Yearly Infrastructure FY14</b>						
	Zoo Capital Funds	3,000					3,000
	<b>Project Total</b>	<b>3,000</b>	<b>0</b>	<b>0</b>	<b>0</b>	<b>0</b>	<b>3,000</b>
	<b>Wombat/Insectarium</b>						
	Zoo Capital Funds		2,500				2,500
	<b>Project Total</b>	<b>0</b>	<b>2,500</b>	<b>0</b>	<b>0</b>	<b>0</b>	<b>2,500</b>
	<b>Yearly Infrastructure FY15</b>						
	Zoo Capital Funds		3,000				3,000
	<b>Project Total</b>	<b>0</b>	<b>3,000</b>	<b>0</b>	<b>0</b>	<b>0</b>	<b>3,000</b>
	<b>Wallaby Experience</b>						
	Zoo Capital Funds			3,000			3,000
	<b>Project Total</b>	<b>0</b>	<b>0</b>	<b>3,000</b>	<b>0</b>	<b>0</b>	<b>3,000</b>
	<b>Yearly Infrastructure FY16</b>						
	Zoo Capital Funds			3,000			3,000
	<b>Project Total</b>	<b>0</b>	<b>0</b>	<b>3,000</b>	<b>0</b>	<b>0</b>	<b>3,000</b>
	<b>Sea Lions Arena</b>						
	Zoo Capital Funds				35,000		35,000
	<b>Project Total</b>	<b>0</b>	<b>0</b>	<b>0</b>	<b>35,000</b>	<b>0</b>	<b>35,000</b>
	<b>Yearly Infrastructure FY17</b>						
	Zoo Capital Funds				3,000		3,000
	<b>Project Total</b>	<b>0</b>	<b>0</b>	<b>0</b>	<b>3,000</b>	<b>0</b>	<b>3,000</b>
	<b>African Forest Phase II</b>						
	TIRZ					40,000	40,000
	<b>Project Total</b>	<b>0</b>	<b>0</b>	<b>0</b>	<b>0</b>	<b>40,000</b>	<b>40,000</b>
	<b>Yearly Infrastructure FY17</b>						
	Zoo Capital Funds					3,000	3,000
	<b>Project Total</b>	<b>0</b>	<b>0</b>	<b>0</b>	<b>0</b>	<b>3,000</b>	<b>3,000</b>
	<b>Total</b>	<b>31,000</b>	<b>5,500</b>	<b>6,000</b>	<b>38,000</b>	<b>43,000</b>	<b>123,500</b>

## **Houston First Corporation (formerly Houston Convention Center Hotel Corporation)**

On June 1, 2011, City of Houston City Council (“City Council”) approved the consolidation of the City’s Convention & Entertainment Facilities Department (“Department”) into the Hotel Corporation (“Consolidation”), effective July 1, 2011, in order to improve the coordination of the City’s convention and entertainment services by bringing various entities responsible for generating and spending City hotel occupancy tax (HOT) revenues under one governing body. In connection with the Consolidation, the Hotel Corporation reconstituted and renamed itself as “Houston First Corporation,” and Houston First Corporation assumed the primary roles and responsibilities of the Department. To accomplish this, the Hotel Corporation amended its bylaws and articles of incorporation to broaden its authority to accomplish its expanded duties and responsibilities.

**Houston First Corporation**  
**2014-2018 CAPITAL IMPROVEMENT PLAN (\$ Thousands)**

CIP No.	Project	Fiscal Year Appropriations					2014-2018
		2014	2015	2016	2017	2018	
<b>Leased Facilities Projects</b>							
	Houston First Funds	7,000	4,000	4,000	4,000	6,000	25,000
	<b>Project Total</b>	<b>7,000</b>	<b>4,000</b>	<b>4,000</b>	<b>4,000</b>	<b>6,000</b>	<b>25,000</b>
<b>Hilton Americas Houston Projects</b>							
	Houston First Funds	3,600	5,700	3,300	3,500	6,000	22,100
	<b>Project Total</b>	<b>3,600</b>	<b>5,700</b>	<b>3,300</b>	<b>3,500</b>	<b>6,000</b>	<b>22,100</b>
<b>Projects Associated with New Hotel</b>							
	Houston First Funds	33,500	33,500				67,000
	<b>Project Total</b>	<b>33,500</b>	<b>33,500</b>	<b>0</b>	<b>0</b>	<b>0</b>	<b>67,000</b>
	<b>Total</b>	<b>44,100</b>	<b>43,200</b>	<b>7,300</b>	<b>7,500</b>	<b>12,000</b>	<b>114,100</b>