



QUARTERLY INVESTMENT REPORT

December 31, 2017

**City of Houston, Texas
Office of the City Controller**

**Chris Brown
City Controller**

**Charisse Mosely
Deputy City Controller**

**Han Au
Investment Manager**



OFFICE OF THE CITY CONTROLLER
CITY OF HOUSTON
TEXAS

January 22, 2018

To Mayor Turner, City Council Members and
The Citizens of Houston:

I am pleased to submit to you the City of Houston's Quarterly Investment Report for the quarter ended December 31, 2017. This report presents the composition of investment pools the City Controller's Office manages.

The Report is organized as follows: Investment Portfolio Summary and Composition of all pools; an analysis of the General and Tax-Exempt pools; security listings by maturity for the quarters ended December 31, 2017 and September 30, 2017.

I hope you find this data useful and informative.

Respectfully submitted,

Chris Brown
City Controller



OFFICE OF THE CITY CONTROLLER
CITY OF HOUSTON
TEXAS

Quarterly Investment Report

We believe the data presented for the quarter ended December 31, 2017 is accurate in all material respects and presented in a manner that fairly sets forth the investment standing of the City of Houston.

This report was prepared in compliance with the City's Investment Policy and the Public Funds Investment Act of the State of Texas.

Chris Brown
City Controller

Charisse Mosely
Deputy City Controller
Treasury Division

Han Au
Investment Manager
Treasury Division

Table of Contents

Executive Summary	Page i
Investment Portfolio Summary	Page 1
Investment Portfolio Composition - General Pool	Page 3
Annual Portfolio Composition - General Pool	Page 4
Investment Portfolio Composition - Tax Exempt Pool	Page 5
Investments by Sector and Maturity as of December 31, 2017	Appendix I
Investments by Sector and Maturity as of September 30, 2017	Appendix II

CITY OF HOUSTON
QUARTERLY INVESTMENT REPORT
Executive Summary
For the Quarter Ended December 31, 2017

The accompanying Quarterly Investment Report lists in summary form and in detail the investment positions of the City of Houston investment pools as of December 31, 2017. As of that date, the City held total investments with a market value of \$3.7 billion. The majority of these funds, with the exception of about \$15 million that must be segregated per federal mandates, are held in the City's General Investment Pool. The General Investment Pool consists of working capital, construction funds, and debt service funds not subject to yield restriction under IRS arbitrage regulations. All investments are governed by state law and the City's Investment Policy, which dictates the following investment objectives, in order of priority:

1. Safety
2. Liquidity
3. Return on Investments
4. Other Legal Requirements

Approximately 54.1% of the City's holdings are currently invested in United States Treasuries. Other investment sectors include 20.2% allocation to US government-sponsored enterprises such as the Federal Home Loan Bank, Fannie Mae, and Freddie Mac, 6.0% to municipal notes and bonds, 8.5% to commercial paper, and 11.2% to high grade money market funds.

The weighted average maturity of the City's investments has historically ranged from about one year up to two years. The weighted average maturity is currently 1.39 years. From an operating standpoint, 28% of the funds invested are designated to be spent on capital projects such as roads and bridges, the water and sewer system and the airport system. Investment maturities are targeted to coincide with planned expenditures. Other investment maturities are targeted to meet short-term obligations such as payroll and debt service payments.

Fitch Ratings has assigned its AA+ credit rating and S1 volatility rating to the General Pool. The AA+ credit quality rating is the highest rating available from Fitch Ratings and reflects the extremely strong protection that the Pool's portfolio investments provide against losses from credit defaults or credit deteriorations. The S1 volatility rating recognizes the Pool's sensitivity to changing market conditions as a result of its low market risk profile and conservative investment policies.

At December 31, 2017, the general pool was yielding 1.409% based on the amortized cost of the portfolio.

**Investment Portfolio Summary
Activity For Quarter Ended
December 31, 2017**

General Pool 9900

	<u>12/31/2017</u>	<u>9/30/2017</u>	<u>Last Quarter Net Change</u>	<u>12/31/2016</u>	<u>Last Year Net Change</u>
Book Value	\$3,747,122,103	\$3,517,348,799	229,773,305	\$3,274,798,889	472,323,214
Market Value	\$3,725,823,122	\$3,508,635,224	217,187,898	\$3,268,419,745	457,403,377
Market/Book Ratio	0.99432	0.99752	-0.0032	0.9981	-0.0037
Accrued Interest	\$7,184,818	\$15,597,505	-8,412,686	\$6,729,872	454,947

The General Pool consists of all working capital, construction, and debt service funds which are not subject to yield restriction under IRS arbitrage regulations. Combining the net cash-flows of all funds allows the City to invest in longer-term, higher-yielding securities without sacrificing the ability to meet short-term cash needs. The General Pool strategy, as outlined in the City's Investment Policy, combines a variation on the traditional laddered maturity strategy which matches assets and liabilities, with more active management strategies, such as yield curve analysis and bond swaps.

For the quarter ending December 31, 2017, the 3-month average yield was 1.343%. The weighted average maturity (WAM) as of December 31 was 506 days.



Fitch Ratings has assigned its AAf credit rating and S1 volatility rating to the General Pool. The AAf credit quality rating is the highest rating available from Fitch Ratings and reflects the extremely strong protection that the Pool's portfolio investments provide against losses from credit defaults or credit deterioration. The S1 volatility rating recognizes the Pool's sensitivity to changing market conditions as a result of its low market risk profile and conservative investment policies.

Tax Exempt Pool 9901

	<u>12/31/2017</u>	<u>9/30/2017</u>	<u>Last Quarter Net Change</u>	<u>12/31/2016</u>	<u>Last Year Net Change</u>
Book Value	\$7,853,007	\$11,438,162	-3,585,155	\$7,787,722	65,285
Market Value	\$7,800,713	\$11,432,904	-3,632,191	\$7,748,146	52,567
Market/Book Ratio	0.9933	0.9995	-0.0062	0.9949	-0.0016
Accrued Interest	\$120,694	\$19,167	101,527	\$135,625	-14,931

The Tax Exempt Pool consists of those funds which are subject to yield restriction and arbitrage regulation under the 1986 Tax Reform Act. This pool was created to do the following: demonstrate compliance with Internal Revenue Code regarding arbitrage, maximize the amount of interest earned and retained by the City from the investment of funds subject to the regulations, minimize the amount of rebate liability, and minimize the cost of administering the arbitrage tracking program. The Tax Exempt Pool strategy, as outlined in the City's Investment Policy, is to invest in high quality, short-term municipal bonds and one or more tax-exempt money market mutual funds in order to meet the liquidity demands of the City.

For the quarter ending December 31, 2017, the 3-month average yield was 1.072%. The WAM was 527 days at December 31, 2017.

**Investment Portfolio Summary
Activity For Quarter Ended
December 31, 2017**

Housing Department Section 108 Pool 9902

	<u>12/31/2017</u>	<u>9/30/2017</u>	<u>Last Quarter Net Change</u>	<u>12/31/2016</u>	<u>Last Year Net Change</u>
Book Value	\$7,094,844	\$7,074,667	20,177	\$7,997,772	-902,928
Market Value	\$7,094,810	\$7,076,205	18,605	\$7,998,027	-903,217
Market/Book Ratio	1.0000	1.0002	-0.0002	1.0000	0.0000
Accrued Interest	\$0	\$0	0	\$0	0

The Housing Department Fund was created to comply with the U.S. Department of Housing and Urban Development (HUD), which requires a separate custodial account for HUD's benefit.

For the quarter ending December 31, 2017, the 3-month average yield was 1.111%. The WAM was 24 days at December 31, 2017.

Investment Portfolio Composition General Pool 9900 Percentages by Market Sector

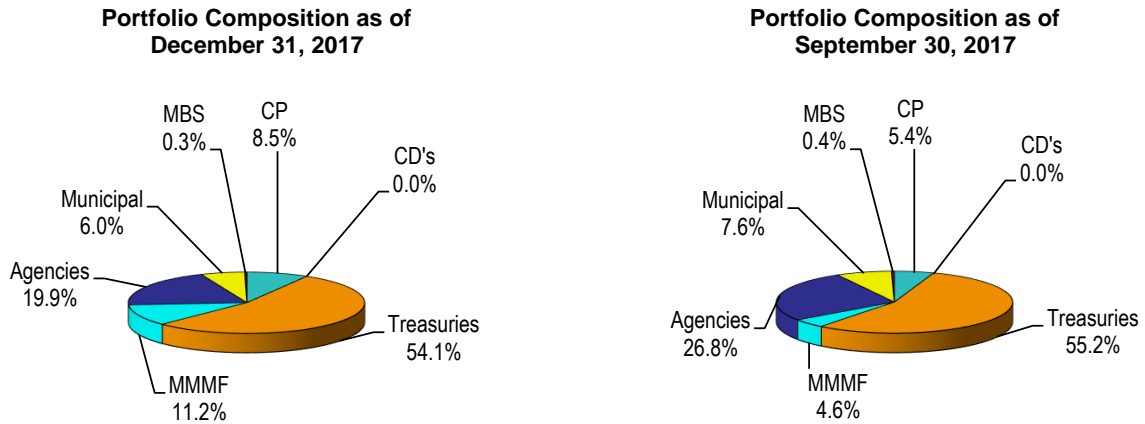


FIGURE 2
Source: City of Houston Controller's Office

Investment Policy Limitations

Money Market Mutual Funds (MMMF)	≤25%
Repurchase Agreements (Repo)	≤15%
Commercial Paper/Banker Acceptances (CP/BA)	≤15%
US Treasury Bills/Notes/Bonds	≥15%
US Agencies	≤85%
Municipal Bonds	≤20%
Mortgage-Backed Securities (MBS) & Collateralized Mortgage Obligations (CMO)	≤20%

The portfolio composition graph for the General Pool (Figure 2) shows the percentage of the pool held in U.S. Treasuries, U.S. Agencies, Mortgage-Backed Securities, Municipal Bonds and liquidity investments (MMMF, Repo and CP) positions. All investments are in compliance with the objectives and restrictions set forth in the City's Investment Policy and the Public Funds Investment Act of the State of Texas.

Annual Portfolio Composition General Pool 9900 January 2017 through December 2017

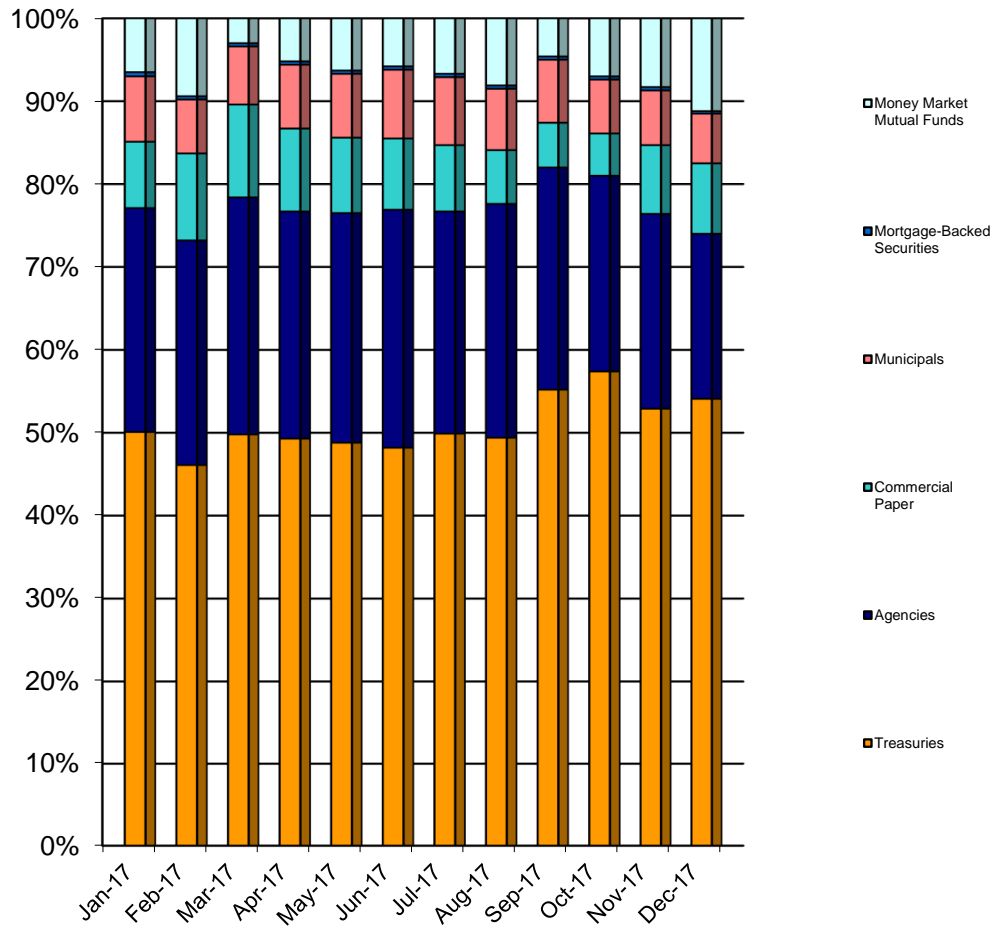
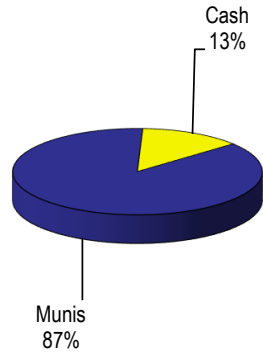


FIGURE 3
Source: City of Houston Controller's Office

**Investment Portfolio Composition
Tax Exempt Pool
Percentages by Market Sector**

**Portfolio Composition as of
December 31, 2017**



**Portfolio Composition as of
September 30, 2017**

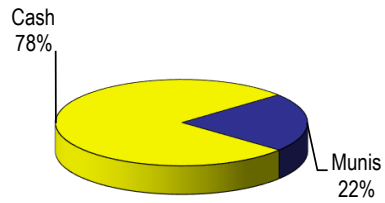


FIGURE 5
Source: City of Houston Controller's Office

Investment Policy Limitations

	<u>Maximum Level</u>
Money Market Mutual Funds (MMMF)	100%
Municipal Notes and Bonds (Including VRDSs)	100%

The portfolio composition graph for the Tax Exempt Pool (Figure 5) shows the percentage of the pool held in Municipal Notes/Bonds/VRDS's and Money Market Mutual Funds. All investments are in compliance with the objectives and restrictions set forth in the City's Investment Policy and the Public Funds Investment Act of the State of Texas.

Appendix I

Investments by Sector and Maturity as of December 31, 2017

INVESTMENT BY SECTOR AND MATURITY - GENERAL FUND 9900
AS OF DECEMBER 31, 2017

Description	CUSIP	Coupon	Par Value	Maturity Date	Call Date Avg Life	Mod DTW	Purchase Date	Accrued Interest	Book Value	YTC	Current Yield	Market Value
Treasury Notes												
T 2.375 6-30-18	912828QT0	2.375%	25,000,000.00	6/30/2018		0.496	2/5/2015	1,640.19	25,166,930.02	0	1.002	25,105,500.00
T 1.375 6-30-18	912828VK3	1.375%	25,000,000.00	6/30/2018		0.496	5/21/2015	949.59	25,042,322.29	0	1.027	24,984,500.00
T 1.00 5-15-18	912828XA3	1.000%	25,000,000.00	5/15/2018		0.370	6/3/2015	32,458.56	24,996,817.33	0	1.035	24,964,750.00
T 0.625 4-30-18	912828UZ1	0.625%	25,000,000.00	4/30/2018		0.329	6/17/2015	26,761.05	24,965,671.22	0	1.050	24,935,500.00
T 2.375 6-30-18	912828QT0	2.375%	20,000,000.00	6/30/2018		0.496	8/5/2015	1,312.15	20,129,400.07	0	1.046	20,084,400.00
T 1.375 6-30-18	912828VK3	1.375%	20,000,000.00	6/30/2018		0.496	8/27/2015	759.67	20,038,008.04	0	0.985	19,987,600.00
T 2.375 6-30-18	912828QT0	2.375%	25,000,000.00	6/30/2018		0.496	9/8/2015	1,640.19	25,167,454.77	0	1.001	25,105,500.00
T 1.0 5-15-18	912828XA3	1.000%	20,000,000.00	5/15/2018		0.370	9/9/2015	25,966.85	19,999,892.28	0	1.001	19,971,800.00
T 1.0 5-31-18	912828VE7	1.000%	25,000,000.00	5/31/2018		0.413	9/30/2015	21,978.02	25,012,111.78	0	0.881	24,949,250.00
T 0.75 3-31-18	912828UU2	0.750%	25,000,000.00	3/31/2018		0.246	9/29/2015	47,905.22	24,995,768.94	0	0.820	24,961,250.00
T 1.5 8-31-18	912828RE2	1.500%	25,000,000.00	8/31/2018		0.663	11/3/2015	127,417.13	25,072,663.07	0	1.055	24,968,750.00
T 1.00 5-15-18	912828XA3	1.000%	25,000,000.00	5/15/2018		0.370	12/15/2015	32,458.56	24,985,052.60	0	1.164	24,964,750.00
T 1.00 5-15-18	912828XA3	1.000%	25,000,000.00	5/15/2018		0.370	12/21/2015	32,458.56	24,986,304.71	0	1.150	24,964,750.00
T 0.75 4-15-18	912828K25	0.750%	25,000,000.00	4/15/2018		0.287	12/29/2015	40,178.57	24,969,164.87	0	1.186	24,957,000.00
T 1.0 9-15-18	912828L40	1.000%	25,000,000.00	9/15/2018		0.703	1/13/2016	74,585.64	24,979,606.26	0	1.118	24,879,000.00
T 1.0 9-15-18	912828L40	1.000%	25,000,000.00	9/15/2018		0.703	1/19/2016	74,585.64	24,992,467.39	0	1.043	24,879,000.00
T 1.625 6-30-19	912828WS5	1.625%	25,000,000.00	6/30/2019		1.488	2/2/2016	1,122.24	25,212,595.43	0	1.045	24,913,000.00
T 1.25 11-15-18	912828M64	1.250%	25,000,000.00	11/15/2018		0.869	2/4/2016	40,573.20	25,083,482.15	0	0.862	24,885,750.00
T 1.25 11-15-18	912828M64	1.250%	25,000,000.00	11/15/2018		0.869	2/16/2016	40,573.20	25,081,375.02	0	0.872	24,885,750.00
T 1.25 11-15-18	912828M64	1.250%	25,000,000.00	11/15/2018		0.869	2/17/2016	40,573.20	25,073,372.81	0	0.909	24,885,750.00
T 1.625 6-30-19	912828WS5	1.625%	25,000,000.00	6/30/2019		1.488	2/23/2016	1,122.24	25,229,325.33	0	1.000	24,913,000.00
T 1.625 6-30-19	912828WS5	1.625%	25,000,000.00	6/30/2019		1.488	3/10/2016	1,122.24	25,166,101.39	0	1.171	24,913,000.00
T 1.25 11-15-18	912828M64	1.250%	25,000,000.00	11/15/2018		0.869	3/28/2016	40,573.20	25,058,936.86	0	0.976	24,885,750.00
T 1.625 6-30-20	912828XH8	1.625%	25,000,000.00	6/30/2020		2.460	8/31/2016	1,122.24	25,336,132.95	0	1.074	24,815,500.00
T 1.625 6-30-20	912828XH8	1.625%	25,000,000.00	6/30/2020		2.460	11/10/2016	1,122.24	25,214,608.44	0	1.272	24,815,500.00
T 1.625 6-30-20	912828XH8	1.625%	25,000,000.00	6/30/2020		2.460	11/10/2016	1,122.24	25,193,147.61	0	1.307	24,815,500.00
T 3.5 5-15-20	912828ND8	3.500%	25,000,000.00	5/15/2020		2.290	11/14/2016	113,604.97	26,220,247.72	0	1.386	25,914,000.00
T 1.625 6-30-20	912828XH8	1.625%	25,000,000.00	6/30/2020		2.460	11/16/2016	1,122.24	25,086,232.98	0	1.483	24,815,500.00
T 3.5 5-15-20	912828ND8	3.500%	25,000,000.00	5/15/2020		2.290	11/21/2016	113,604.97	26,159,099.00	0	1.488	25,914,000.00
T 2.625 11-15-20	912828PC8	2.625%	20,000,000.00	11/15/2020		2.778	11/23/2016	68,162.98	20,514,883.01	0	1.695	20,361,000.00
T 1.0 11-15-19	912828U32	1.000%	20,000,000.00	11/15/2019		1.857	11/30/2016	25,966.85	19,857,994.81	0	1.388	19,678,200.00
T 1.0 11-15-19	912828U32	1.000%	20,000,000.00	11/15/2019		1.857	12/5/2016	25,966.85	19,843,912.80	0	1.427	19,678,200.00
T 1.0 11-15-19	912828U32	1.000%	20,000,000.00	11/15/2019		1.857	12/15/2016	25,966.85	19,819,366.20	0	1.494	19,678,200.00
T 1.625 6-30-20	912828XH8	1.625%	25,000,000.00	6/30/2020		2.460	12/27/2016	1,122.24	24,933,255.28	0	1.736	24,815,500.00
T 1.375 8-31-20	912828L32	1.375%	25,000,000.00	8/31/2020		2.616	12/28/2016	116,799.03	24,724,996.50	0	1.803	24,634,750.00
T 1.5 5-31-20	912828XE5	1.500%	25,000,000.00	5/31/2020		2.380	12/29/2016	32,967.03	24,914,487.85	0	1.646	24,754,000.00
T 1.625 6-30-19	912828WS5	1.625%	25,000,000.00	6/30/2019		1.488	1/5/2017	1,122.24	25,105,934.40	0	1.336	24,913,000.00
T 3.5 5-15-20	912828ND8	3.500%	25,000,000.00	5/15/2020		2.290	1/19/2017	113,604.97	26,071,782.16	0	1.636	25,914,000.00
T 1.625 6-30-20	912828XH8	1.625%	25,000,000.00	6/30/2020		2.460	1/20/2017	1,122.24	24,973,075.79	0	1.669	24,815,500.00
T 1.375 10-31-20	912828L99	1.375%	25,000,000.00	10/31/2020		2.782	1/24/2017	58,874.31	24,785,511.11	0	1.689	24,596,750.00
T 2.625 11-15-20	912828PC8	2.625%	25,000,000.00	11/15/2020		2.778	1/25/2017	85,203.73	25,632,938.97	0	1.711	25,451,250.00
T 1.0 11-15-19	912828U32	1.000%	25,000,000.00	11/15/2019		1.857	1/25/2017	32,458.56	24,787,998.19	0	1.464	24,597,750.00
T 1.375 10-31-20	912828L99	1.375%	25,000,000.00	10/31/2020		2.782	2/2/2017	58,874.31	24,792,971.59	0	1.678	24,596,750.00
T 1.0 11-15-19	912828U32	1.000%	25,000,000.00	11/15/2019		1.857	2/2/2017	32,458.56	24,813,284.31	0	1.408	24,597,750.00
T 1.125 6-30-21	912828S27	1.125%	25,000,000.00	6/30/2021		3.441	2/9/2017	776.93	24,448,860.29	0	1.783	24,211,000.00
T 3.5 5-15-20	912828ND8	3.500%	25,000,000.00	5/15/2020		2.290	2/13/2017	113,604.97	26,115,017.18	0	1.564	25,914,000.00
T 1.375 4-30-21	912828Q78	1.375%	25,000,000.00	4/30/2021		3.262	2/14/2017	58,874.31	24,619,628.92	0	1.852	24,459,000.00
T 1.0 11-15-19	912828U32	1.000%	25,000,000.00	11/15/2019		1.857	2/15/2017	32,458.56	24,774,901.88	0	1.492	24,597,750.00
T 1.5 5-15-20	912828X96	1.500%	25,000,000.00	5/15/2020		2.335	6/19/2017	48,687.85	25,006,376.66	0	1.489	24,760,750.00
T 1.125 6-30-21	912828S27	1.125%	25,000,000.00	6/30/2021		3.441	6/20/2017	776.93	24,515,075.30	0	1.701	24,211,000.00
T 2.375 6-30-18	912828QT0	2.375%	25,000,000.00	6/30/2018		0.496	7/6/2017	1,640.19	25,136,876.52	0	1.261	25,105,500.00
T 1.25 11-15-18	912828M64	1.250%	25,000,000.00	11/15/2018		0.869	7/17/2017	40,573.20	24,992,308.06	0	1.285	24,885,750.00
T 2.375 6-30-18	912828QT0	2.375%	25,000,000.00	6/30/2018		0.496	7/19/2017	1,640.19	25,140,997.57	0	1.228	25,105,500.00
T 1.375 6-30-18	912828VK3	1.375%	25,000,000.00	6/30/2018		0.496	7/20/2017	949.59	25,018,444.29	0	1.225	24,984,500.00
T 3.75 11-15-18	912828JR2	3.750%	25,000,000.00	11/15/2018		0.863	8/24/2017	121,719.61	25,534,040.19	0	1.274	25,420,000.00
T 3.75 11-15-18	912828JR2	3.750%	25,000,000.00	11/15/2018		0.863	8/24/2017	121,719.61	25,536,126.27	0	1.242	25,420,000.00
T 1.25 6-30-19	912828XV7	1.250%	25,000,000.00	6/30/2019		1.491	9/13/2017	863.26	24,971,508.22	0	1.327	24,778,250.00
T 1.0 11-15-19	912828U32	1.000%	25,000,000.00	11/15/2019		1.857	9/14/2017	32,458.56	24,816,139.92	0	1.400	24,597,750.00
T 1.5 5-15-20	912828X96	1.500%	25,000,000.00	5/15/2020		2.335	9/18/2017	48,687.85	25,006,974.87	0	1.488	24,760,750.00
T 1.25 6-30-19	912828XV7	1.250%	25,000,000.00	6/30/2019		1.491	9/19/2017	863.26	24,953,991.72	0	1.375	24,778,250.00
T 2.625 11-15-20	912828PC8	2.625%	25,000,000.00	11/15/2020		2.778	9/21/2017	85,203.73	25,698,441.57	0	1.623	25,451,250.00
T 1.5 5-15-20	912828X96	1.500%	20,000,000.00	5/15/2020		2.335	9/26/2017	38,950.28	19,990,857.26	0	1.520	19,808,600.00
T 2.0 11-30-20	912828A42	2.000%	20,000,000.00	11/30/2020		2.844	9/27/2017	35,164.84	20,198,683.33	0	1.648	20,018,800.00
T .875 5-15-19	912828R44	0.875%	25,000,000.00	5/15/2019		1.366	10/4/2017	28,401.24	24,815,648.92	0	1.420	24,671,000.00
T 3.75 11-15-18	912828JR2	3.750%	25,000,000.00	11/15/2018		0.863	10/5/2017	121,719.61	25,511,021.21	0	1.382	25,420,000.00

Description	CUSIP	Coupon	Par Value	Maturity Date	Call Date Avg Life	Mod DTW	Purchase Date	Accrued Interest	Book Value	YTC	Current Yield	Market Value
T 1.25 6-30-19	912828XV7	1.250%	25,000,000.00	6/30/2019		1.491	10/10/2017	863.26	24,914,246.00	0	1.482	24,778,250.00
T 1.125 6-15-18	912828XF2	1.125%	25,000,000.00	6/15/2018		0.454	10/11/2017	13,135.30	24,980,310.61	0	1.299	24,961,000.00
T 3.75 11-15-18	912828JR2	3.750%	25,000,000.00	11/15/2018		0.863	10/12/2017	121,719.61	25,502,029.00	0	1.424	25,420,000.00
T 3.75 11-15-18	912828JR2	3.750%	20,000,000.00	11/15/2018		0.863	10/13/2017	97,375.69	20,398,875.23	0	1.439	20,336,000.00
T 2.625 11-15-20	912828PC8	2.625%	20,000,000.00	11/15/2020		2.778	10/16/2017	68,162.98	20,533,275.97	0	1.669	20,361,000.00
T 2.625 11-15-20	912828PC8	2.625%	20,000,000.00	11/15/2020		2.778	10/17/2017	68,162.98	20,527,004.05	0	1.680	20,361,000.00
T 1.75 6-30-22	912828XW5	1.750%	25,000,000.00	6/30/2022		4.346	10/25/2017	1,208.56	24,682,862.33	0	2.047	24,547,750.00
T 1.625 6-30-20	912828XH8	1.625%	25,000,000.00	6/30/2020		2.460	11/8/2017	1,122.24	24,950,161.92	0	1.707	24,815,500.00
T 2.625 11-15-20	912828PC8	2.625%	25,000,000.00	11/15/2020		2.778	11/14/2017	85,203.73	25,560,833.53	0	1.819	25,451,250.00
T 0.875 5-15-19	912828R44	0.875%	25,000,000.00	5/15/2019		1.366	11/21/2017	28,401.24	24,721,498.84	0	1.700	24,671,000.00
T 2.125 6-30-21	912828WR7	2.125%	25,000,000.00	6/30/2021		3.392	12/8/2017	1,467.55	25,098,806.34	0	2.007	25,048,750.00
T 2.125 6-30-21	912828WR7	2.125%	25,000,000.00	6/30/2021		3.392	12/12/2017	1,467.54	25,069,281.68	0	2.042	25,048,750.00
T 2.125 6-30-21	912828WR7	2.125%	25,000,000.00	6/30/2021		3.392	12/20/2017	1,467.54	25,040,665.34	0	2.076	25,048,750.00
T 2.125 6-30-21	912828WR7	2.125%	25,000,000.00	6/30/2021		3.392	12/20/2017	1,467.54	25,026,142.00	0	2.094	25,048,750.00
T 1.125 6-30-21	912828S27	1.125%	25,000,000.00	6/30/2021		3.441	12/26/2017	776.93	24,176,077.57	0	2.107	24,211,000.00
T 1.25 11-15-18	912828M64	1.250%	25,000,000.00	11/15/2018		0.869	12/27/2017	40,573.21	24,889,086.08	0	1.764	24,885,750.00
T 0.875 5-15-19	912828R44	0.875%	25,000,000.00	5/15/2019		1.366	12/27/2017	28,401.24	24,672,541.55	0	1.845	24,671,000.00
T 3.125 5-15-19	912828KQ2	3.125%	25,000,000.00	5/15/2019		1.349	12/28/2017	101,433.01	25,430,036.97	0	1.849	25,427,750.00
Subtotal Treasury Notes		1.745%	2,015,000,000.00	9/29/2019		1.714		3,219,229.48	2,023,162,341.46		1.419	2,011,570,550.00
Commerical Paper												
TOYCC 1.36 3-1-18	89233HC10	1.360%	50,000,000.00	3/1/2018		0.164	9/20/17	0.00	49,887,817.51	0	1.368	49,881,000.00
TOYCC 1.33 3-1-18	89233HC10	1.330%	50,000,000.00	3/1/2018		0.164	11/2/17	0.00	49,889,802.93	0	1.336	49,881,000.00
GECTSY 1.34 3-1-18	36164KC17	1.340%	50,000,000.00	3/1/2018		0.164	11/7/17	0.00	49,888,974.38	0	1.346	49,881,000.00
GECTSY 1.56 5-15-18	36164KEF4	1.560%	50,000,000.00	5/15/2018		0.370	11/28/17	0.00	49,707,907.07	0	1.571	49,704,500.00
GECTSY 1.66 6-29-18	36164KFV8	1.660%	45,000,000.00	6/29/2018		0.493	12/1/17	0.00	44,626,500.00	0	1.676	44,644,050.00
TOYCC 1.66 6-28-18	89233HFU3	1.660%	35,000,000.00	6/28/2018		0.490	12/4/17	0.00	34,711,113.89	0	1.676	34,724,550.00
TOYCC 1.71 6-29-18	89233HFV1	1.710%	40,000,000.00	6/29/2018		0.493	12/18/17	0.00	39,658,000.00	0	1.726	39,683,600.00
Subtotal Commerical Paper		1.502%	320,000,000.00	4/26/2018		0.319		0.00	318,370,115.78		1.513	318,399,700.00
Mortgage-Backed Securities												
FN15 254684 5.0 3-1-	31371K2R1	5.000%	9,573.20	3/1/2018		0.135	2/19/2003	39.89	9,573.20	0	4.448	9,745.69
FN 254721 5.00 4-1-1	31371K4E8	5.000%	7,154.90	4/21/2018		0.214	4/21/2003	29.81	7,154.90	0	4.366	7,283.81
FN 702860 5.00 04-01	31401AZZ3	5.000%	6,281.00	4/1/2018		0.175	4/21/2003	26.17	6,281.00	0	4.441	6,394.17
FNCI 5.00 05-01-18	31371K5V9	5.000%	20,370.50	5/1/2018		0.252	5/19/2003	84.88	20,370.50	0	4.428	20,737.53
FNCI 5.00 LLB 05-01-	31400SDP1	5.000%	11,448.25	5/1/2018		0.226	5/19/2003	47.70	11,448.25	0	4.484	11,654.52
FG E97045 4.5 06-01-	3128H4ZJ1	4.500%	7,940.47	6/1/2018		0.241	7/17/2003	29.78	7,940.47	0	3.874	8,052.79
FG E01425 4.5 08-01-1	31294KSN6	4.500%	67,196.40	8/1/2018		0.319	8/18/2003	251.99	67,196.40	0	4.315	68,146.74
FN254942 4.00 09-01-	31371LEP0	4.000%	55,350.50	9/1/2018		0.383	9/18/2003	184.50	55,350.50	0	3.920	56,964.57
FGG18008 4.5 09-01-1	3128MMAJ2	4.500%	64,698.90	9/1/2019		0.755	12/21/2004	242.62	64,698.90	0	4.478	65,706.14
FN255077 5.00 01-01-	31371LJW0	5.000%	27,287.61	1/1/2019		1.076	3/17/2005	113.70	27,287.61	0	4.687	27,779.28
FGG18065 5.00 07-01	3128MNCB7	5.000%	96,214.00	7/1/2020		1.076	7/19/2005	400.89	96,214.00	0	4.838	99,075.55
FGB19758 5.00 08-01-	312972ZX3	5.000%	67,417.90	8/1/2020		0.934	8/16/2005	280.91	67,417.90	0	4.893	68,747.80
FGG18073 5.00 09-01-	3128MMCK7	5.000%	106,423.36	9/1/2020		1.161	10/18/2005	443.43	106,423.36	0	4.989	109,681.59
FGG18079 5.50 10-01-	3128MMCR2	5.500%	149,913.10	10/1/2020		1.187	11/17/2005	687.10	149,913.10	0	5.366	154,499.42
FGG11810 5.5 12-01-2	31336WAJ8	5.500%	126,023.71	12/1/2020		1.037	12/15/2005	577.61	126,023.71	0	5.419	129,476.37
FGG11807 5.5 10-01-2	31336WAF6	5.500%	167,861.64	10/1/2020		1.108	12/15/2005	769.37	167,861.64	0	5.388	172,881.23
FGG18101 5.5 02-01-2	3128MMD7	5.500%	101,543.15	2/1/2021		1.319	2/16/2006	465.41	101,543.15	0	5.369	105,247.31
FGG18096 5.5 1-1-21	3128MMDA8	5.500%	107,836.86	1/1/2021		1.281	2/16/2006	494.25	107,836.86	0	5.373	111,451.01
FN865183 5.5 02-01-2	31409AFY0	5.500%	184,140.65	2/1/2021		1.248	3/16/2006	843.98	184,140.65	0	5.403	189,055.23
FGG18106 5.5 03-01-2	3128MMDL4	5.500%	138,688.72	3/1/2021		1.316	3/16/2006	635.66	138,632.50	0	5.470	143,605.56
FNCI 5.5 04-01-21	31407HVV5	5.500%	185,535.44	4/1/2021		1.452	4/18/2006	850.37	185,511.01	0	5.475	191,346.82
FGG18115 6.0 05-01-2	3128MMDV2	6.000%	147,446.88	5/1/2021		1.355	5/16/2006	737.23	147,446.88	0	5.811	153,801.41
FGG18124 6.0 6-1-21	3128MMD67	6.000%	116,189.28	6/1/2021		1.389	6/19/2006	580.95	116,189.28	0	5.845	121,388.79
FGG18124 6.0 6-1-21	3128MMD67	6.000%	155,663.21	6/1/2021		1.389	7/18/2006	778.32	155,663.21	0	5.845	162,629.23
FGCI03360 5.50 09-01	3128PEVV6	5.500%	66,601.28	9/1/2021		1.446	9/18/2006	305.26	66,594.12	0	5.556	68,782.23
FGG12369 5.5 10-01-2	3128M1QW2	5.500%	159,015.46	10/1/2021		1.382	10/17/2006	728.82	158,946.25	0	5.472	165,183.14
FNCI 5.5 11-01-21	31410VVE7	5.500%	106,861.92	11/1/2021		1.642	11/16/2006	489.78	106,734.11	0	5.487	110,767.42
FGG18157 5.5 12-01-2	3128MME74	5.500%	169,407.68	12/1/2021		1.562	1/17/2007	776.45	169,333.29	0	5.472	177,030.31
FGG18169 5.5 02-01-2	3128MMFK4	5.500%	173,888.80	2/1/2022		1.620	2/15/2007	796.99	173,847.39	0	5.559	181,838.04
FGG12514 5.5 02-01-2	3128MBAP2	5.500%	187,177.81	2/1/2022		1.526	3/19/2007	857.90	187,177.81	0	5.462	195,362.48
FN938603 5.5 05-01-2	31412YGL0	5.500%	103,114.72	5/1/2022		1.788	5/17/2007	472.61	103,114.72	0	5.434	107,649.19
FGJ05074 5.5 06-01-2	3128PGT78	5.500%	55,467.92	6/1/2022		1.884	6/18/2007	254.23	55,467.92	0	5.462	56,443.17
FGG12692 5.5 06-1-22	3128MBF93	5.500%	240,613.66	6/1/2022		1.577	6/18/2007	1,102.81	240,613.66	0	5.457	251,439.45
FGJ05038 5.5 07-01-2	3128PGS38	5.500%	227,452.32	7/1/2022		1.779	6/18/2007	1,042.49	227,450.61	0	5.561	234,598.03
FGG12718 5.5 07-01-2	3128MBG35	5.500%	196,872.23	7/1/2022		1.734	7/17/2007	902.33	196,627.62	0	5.632	206,628.48
FGJ05317 5.5 08-01-2	3128PG4A8	5.500%	293,959.50	8/1/2022		1.821	9/18/2007	1,347.31	293,737.85	0	5.569	308,998.92
FGJ05440 6.0 08-01-2	3128PHBH3	6.000%	27,854.57	8/1/2022		1.943	9/18/2007	139.27	27,854.57	0	5.872	28,426.87
FGJ05665 5.5 10-01-2	3128PHJ11	5.500%	102,259.04	10/1/2022		1.591	10/16/2007	468.69	102,097.01	0	5.534	105,470.67
FGG112956 5.0 01-01-	3128MBQH3	5.000%	197,755.20	1/1/2023		1.680	12/17/2007	823.98	197,636.59	0	4.982	201,895.86

Description	CUSIP	Coupon	Par Value	Maturity Date	Call Date Avg Life	Mod DTW	Purchase Date	Accrued Interest	Book Value	YTC	Current Yield	Market Value
FGCI 4.5 02-01-23	3128PJYV3	4.500%	74,951.44	2/1/2023		1.790	2/19/2008	281.07	74,918.93	0	4.481	76,177.22
FGG18239 5.0 03-01-2	3128MMHR7	5.000%	261,961.10	3/1/2023		1.986	3/18/2008	1,091.50	261,961.10	0	4.949	274,980.36
FGJ07494 4.5 04-01-2	3128PKKF0	4.500%	300,981.04	4/1/2023		2.136	4/17/2008	1,128.68	300,928.62	0	4.610	307,202.76
FGG13072 5.0 04-01-2	3128MBT56	5.000%	208,612.86	4/1/2023		1.927	3/18/2008	869.22	208,200.29	0	5.077	218,968.21
FNCI 5.0 5-1-23	31412MRU4	5.000%	334,443.92	5/1/2023		1.932	5/19/2008	1,393.52	334,015.80	0	5.021	351,031.32
FGG18259 5.5 06-01-2	3128MMJD6	5.500%	375,568.88	6/1/2023		2.084	6/17/2008	1,721.36	375,693.16	0	5.347	397,451.16
FGG18259 5.5 06-01-2	3128MMJD6	5.500%	377,647.56	6/1/2023		2.104	7/17/2008	1,730.88	377,353.60	0	5.518	399,651.01
FGJ08476 5.5 08-01-2	3128PLM22	5.500%	451,945.60	8/1/2023		2.229	8/18/2008	2,071.42	451,216.87	0	5.564	475,593.35
FGG13247 5.0 07-01-2	3128MBZL4	5.000%	229,334.75	7/1/2023		2.084	9/16/2008	955.56	229,835.05	0	4.842	240,845.78
FGCI 6.0 9-1-22	3128MB4G9	5.500%	313,198.14	9/1/2022		1.598	11/18/2008	1,435.49	313,711.17	0	5.352	327,112.51
FGCI 4.5 04-01-23	3128PKRH9	4.500%	149,103.84	4/1/2023		2.566	12/16/2008	559.14	150,151.02	0	4.254	156,278.52
FGG18300 4.0 1-1-24	3128MMKN2	4.000%	363,624.80	1/1/2024		2.291	1/20/2009	1,212.08	364,860.89	0	3.691	375,760.06
FGJ09194 4.0 1-1-24	3128PMGB0	4.000%	322,457.44	1/1/2024		2.191	2/20/2009	1,074.86	323,104.81	0	3.800	334,047.13
FGCI 4.0 03-01-24	3128MMKQ5	4.000%	390,658.56	3/1/2024		2.297	3/17/2009	1,302.20	390,971.55	0	3.826	403,784.60
FGCI 4.0 05-01-24	3128PMUV0	4.000%	622,188.00	5/1/2024		2.394	4/16/2009	2,073.96	622,570.22	0	3.744	645,069.14
FGCI 4.0 05-01-24	3128MMKW2	4.000%	408,473.12	5/1/2024		2.367	5/18/2009	1,361.58	408,912.84	0	3.790	423,808.98
FGCI 4.0 06-01-24	3128MMK28	4.000%	558,425.76	6/1/2024		2.374	6/16/2009	1,861.42	558,075.91	0	4.051	579,433.35
FGJ10251 4.0 7-1-24	3128PPH48	4.000%	156,455.43	7/1/2024		1.972	7/16/2009	521.52	156,488.17	0	3.842	161,033.68
FGJ12604 4.0 07-01-2	3128PR3M9	4.000%	727,171.97	7/1/2025		2.679	12/20/2010	2,423.91	728,868.29	0	3.619	755,644.70
FGG14777 4.0 8-1-25	3128MDQ63	4.000%	835,774.70	8/1/2025		1.083	6/18/2013	2,785.92	850,217.94	0	3.025	860,231.35
Subtotal Mortgage-Backed Securities		4.837%	11,899,480.65	10/1/2019		1.837		47,960.73	11,917,408.73		4.675	12,359,972.01
Agency Notes												
FNMA .875 5-21-18	3135G0WJ8	0.875%	25,000,000.00	5/21/2018		0.386	6/24/2013	24,305.56	24,914,491.21	0	1.804	24,934,500.00
FNMA .875 5-21-18	3135G0WJ8	0.875%	25,000,000.00	5/21/2018		0.386	1/26/2016	24,305.56	24,988,077.50	0	1.000	24,934,500.00
FNMA 1.75 11-26-19	3135G0ZY2	1.750%	25,000,000.00	11/26/2019		1.877	3/16/2016	42,534.72	25,162,037.98	0	1.399	24,915,500.00
FNMA 1.75 11-26-19	3135G0ZY2	1.750%	25,000,000.00	11/26/2019		1.877	3/23/2016	42,534.72	25,219,289.85	0	1.276	24,915,500.00
FHLMC 1.25 10-2-19	3137EADM8	1.250%	25,000,000.00	10/2/2019		1.734	5/25/2016	77,256.94	25,003,395.94	0	1.242	24,702,250.00
FNMA 1.75 6-20-19	3135G0ZE6	1.750%	25,000,000.00	6/20/2019		1.457	5/26/2016	13,368.06	25,227,321.44	0	1.118	24,958,500.00
FHLB 1.625 6-14-19	313379EE5	1.625%	25,000,000.00	6/14/2019		1.441	5/31/2016	19,184.03	25,166,312.72	0	1.157	24,900,500.00
FHLMC 1.25 10-2-19	3137EADM8	1.250%	25,000,000.00	10/2/2019		1.734	6/9/2016	77,256.94	25,087,008.31	0	1.047	24,702,250.00
FNMA 1.75 11-26-19	3135G0ZY2	1.750%	25,000,000.00	11/26/2019		1.877	6/15/2016	42,534.72	25,348,010.60	0	1.004	24,915,500.00
FNMA 1.75 11-26-19	3135G0ZY2	1.750%	25,000,000.00	11/26/2019		1.877	6/20/2016	42,534.72	25,340,843.87	0	1.019	24,915,500.00
FHLB 1.625 6-14-19	313379EE5	1.625%	25,000,000.00	6/14/2019		1.441	6/22/2016	19,184.03	25,228,309.56	0	0.985	24,900,500.00
FNMA 1.5 6-22-20	3135G0D75	1.500%	25,000,000.00	6/22/2020		2.438	8/17/2016	9,375.00	25,263,157.27	0	1.065	24,703,500.00
FHLMC 1.25 8-22-19 1	3134G95D5	1.250%	25,000,000.00	8/22/2019	8/22/2019	1.623	8/22/2016	111,979.17	25,000,000.00	1.25	1.148	24,731,000.00
FHLMC 1.25 8-23-19 1	3134G95G8	1.250%	25,000,000.00	8/23/2019	8/23/2019	1.626	8/23/2016	111,111.11	25,000,000.00	1.25	1.148	24,730,500.00
FNMA 1.5 6-22-20	3135G0D75	1.500%	25,000,000.00	6/22/2020		2.438	8/30/2016	9,375.00	25,228,760.06	0	1.121	24,703,500.00
14th Libor Flt Rte 2	46513CN69	1.738%	5,000,000.00	9/1/2018		0.664	9/1/2016	7,378.42	5,000,000.00	0	1.738	5,000,000.00
FHLB 1.0 9-26-19	3130A9EP2	1.000%	20,000,000.00	9/26/2019		1.721	9/14/2016	52,777.79	19,967,698.65	0	1.095	19,693,600.00
FHLB 1.1 2-20-20	3130A9DX6	1.100%	20,000,000.00	2/20/2020		2.109	9/26/2016	80,055.56	20,018,990.52	0	1.055	19,631,000.00
FHLMC 1.44 9-27-19 1	3134GAKV5	1.440%	25,000,000.00	9/27/2019	9/27/2019	1.718	9/27/2016	94,000.00	25,000,000.00	1.44	1.301	24,786,750.00
FHLB 1.375 9-13-19	313380FB8	1.375%	20,000,000.00	9/13/2019		1.680	9/27/2016	82,500.00	20,132,817.01	0	0.978	19,814,600.00
FHLB 1.0 9-26-19	3130A9EP2	1.000%	20,000,000.00	9/26/2019		1.721	9/28/2016	52,777.78	20,010,174.17	0	0.970	19,693,600.00
FHLB 1.375 9-13-19	313380FB8	1.375%	20,000,000.00	9/13/2019		1.680	9/29/2016	82,500.00	20,125,466.14	0	1.000	19,814,600.00
FHLB 1.375 9-11-20	313380WG8	1.375%	20,000,000.00	9/11/2020		2.644	10/13/2016	84,027.78	20,059,692.80	0	1.261	19,611,200.00
FHLMC 1.375 5-1-20	3137EADR7	1.375%	20,000,000.00	5/1/2020		2.300	10/24/2016	45,833.33	20,109,931.22	0	1.134	19,701,000.00
FHLB 4.125 3-13-20	3133XXP50	4.125%	12,000,000.00	3/13/2020		2.105	10/25/2016	148,500.00	12,764,560.00	0	1.163	12,553,440.00
FNMA 1.5 6-22-20	3135G0D75	1.500%	10,000,000.00	6/22/2020		2.438	10/25/2016	3,750.00	10,085,663.48	0	1.146	9,881,400.00
FHLB 2.375 12-13-19	3130A0JR2	2.375%	25,000,000.00	12/13/2019		1.915	2/8/2017	29,687.50	25,443,113.69	0	1.445	25,202,000.00
FHLB 2.375 12-13-19	3130A0JR2	2.375%	25,000,000.00	12/13/2019		1.915	2/8/2017	29,687.50	25,441,741.80	0	1.448	25,202,000.00
FHLB 2.4 8-13-20 1xc	3130AAQT8	2.400%	25,000,000.00	8/13/2020	6/13/2018	0.441	2/13/2017	230,000.00	25,113,993.04	1.377	2.000	24,996,500.00
FHLB 2.375 8-13-20 1	3130AAQP6	2.375%	25,000,000.00	8/13/2020	6/13/2018	0.442	2/13/2017	227,604.17	25,114,416.80	1.348	1.974	25,059,750.00
FFCB 1.75 2-16-21	3133EG7F6	1.750%	25,000,000.00	2/16/2021		3.035	2/16/2017	164,062.50	24,996,990.62	0	1.754	24,727,750.00
FHLMC 2.375 5-22-20	3134GA3D4	2.375%	25,000,000.00	5/22/2020	5/22/2018	0.389	2/22/2017	64,322.92	25,107,125.56	1.268	1.938	25,081,000.00
FHLMC 2.44 8-24-20 1	3134GA5S9	2.440%	25,000,000.00	8/24/2020	5/24/2018	0.386	2/24/2017	215,194.44	25,106,747.13	1.351	2.040	24,816,750.00
Subtotal Agency Notes		1.654%	742,000,000.00	8/17/2019		1.885		2,361,499.97	746,776,138.94		1.307	737,830,440.00
Municipal Bonds												
RALGEN 1.2 3-1-18	751100HW1	1.200%	1,000,000.00	3/1/2018		0.164	5/16/2013	4,000.00	1,000,000.00	0	1.200	999,050.00
MNFSGD 4.0 2-15-18	564386HV5	4.000%	1,000,000.00	2/15/2018		0.126	5/30/2013	15,111.11	1,003,423.84	0	1.151	1,002,930.00
CYTWTR 1.5 5-1-18	184126YT1	1.500%	10,000,000.00	5/1/2018		0.331	6/27/2013	25,000.00	10,000,000.00	0	1.500	9,987,900.00
POR 1.618 2-1-18	73723RSJ3	1.618%	1,320,000.00	2/1/2018		0.088	6/27/2013	8,899.00	1,319,697.72	0	1.900	1,319,907.60
MLW 2.18 2-1-18	602366SC1	2.180%	8,000,000.00	2/1/2018		0.088	7/18/2013	72,666.67	8,000,838.69	0	2.050	8,004,240.00
RISGEN 4.39 4-1-18	76222RJB9	4.390%	1,000,000.00	4/1/2018		0.249	8/26/2013	10,975.00	1,004,804.43	0	3.360	1,006,860.00
OKSWTR 2.195 4-1-18	67919PKV4	2.195%	2,360,000.00	4/1/2018		0.249	9/19/2013	12,950.50	2,360,365.11	0	2.130	2,363,681.60
ENEPWR 2.147 7-1-18	29270CYL3	2.147%	2,565,000.00	7/1/2018		0.497	10/2/2013	27,535.27	2,565,809.23	0	2.080	2,569,180.95
TNS 1.15 5-1-18	880541TX5	1.150%	1,500,000.00	5/1/2018		0.331	10/18/2013	2,875.00	1,495,942.61	0	2.000	1,497,315.00
PAL 5.898 6-1-19 sin	696497TR7	5.898%	685,000.00	6/1/2019		0.898	4/29/2014	3,366.78	716,093.23	0	2.471	700,782.40

Description	CUSIP	Coupon	Par Value	Maturity Date	Call Date Avg Life	Mod DTW	Purchase Date	Accrued Interest	Book Value	YTC	Current Yield	Market Value
LUXUTL 5.0 9-1-19	528902JY6	5.000%	1,005,000.00	9/1/2019		1.597	11/18/2014	16,749.99	1,049,307.30	0	2.201	1,049,008.95
TUCWTR 1.48 7-1-18	8987968N0	1.480%	1,160,000.00	7/1/2018		0.499	11/19/2014	8,584.00	1,159,041.80	0	1.650	1,159,002.40
LVNSCD 2.165 11-1-18	518021VD9	2.165%	2,190,000.00	11/1/2018		0.828	11/21/2014	7,902.25	2,196,408.24	0	1.800	2,187,875.70
PATSCD 1.765 8-1-18	697379UB9	1.765%	2,750,000.00	8/1/2018		0.579	1/20/2015	20,223.96	2,757,275.06	0	1.300	2,751,485.00
COO 2.28 11-15-19	213185JL6	2.280%	1,850,000.00	11/15/2019		1.839	1/23/2015	5,389.67	1,859,850.19	0	1.980	1,844,579.50
CTS 1.422 3-15-18	20772JZJ4	1.422%	1,000,000.00	3/15/2018		0.203	3/25/2015	4,187.00	1,000,000.00	0	1.422	998,840.00
CTS 2.294 3-15-20	20772JZL9	2.294%	1,085,000.00	3/15/2020		2.150	4/21/2015	7,328.69	1,095,390.07	0	1.838	1,083,329.10
WIL 1.588 2-15-19	969887S33	1.588%	2,500,000.00	2/15/2019		1.110	4/23/2015	14,997.78	2,500,000.00	0	1.588	2,491,650.00
COOHGR 2.125 12-1-19	216129DS2	2.125%	1,000,000.00	12/1/2019		1.885	4/27/2015	1,770.83	1,005,953.43	0	1.800	995,930.00
TUCWTR 1.48 7-1-18	8987968N0	1.480%	2,350,000.00	7/1/2018		0.499	4/30/2015	17,390.00	2,352,598.09	0	1.254	2,347,979.00
SBDHGR 2.136 8-1-18	796720JH4	2.136%	1,525,000.00	8/1/2018		0.578	7/1/2015	13,572.50	1,530,075.74	0	1.550	1,526,784.25
METGEN 1.3 9-1-18	591852UX4	1.300%	5,000,000.00	9/1/2018		0.663	7/10/2015	21,666.67	5,001,625.03	0	1.250	4,983,550.00
CTS 1.696 10-15-18	20772JKL5	1.696%	1,000,000.00	10/15/2018		0.785	7/16/2015	3,580.44	1,000,731.83	0	1.600	996,680.00
CINWTR 1.955 12-1-19	172311JZ6	1.955%	4,380,000.00	12/1/2019		1.888	8/12/2015	7,135.75	4,391,621.78	0	1.811	4,372,729.20
CINWTR 1.497 12-1-18	172311JY9	1.497%	5,600,000.00	12/1/2018		0.913	8/12/2015	6,986.00	5,601,833.36	0	1.460	5,579,560.00
CTS 2.25 8-1-19	20772JL42	2.250%	1,000,000.00	8/1/2019		1.550	8/19/2015	9,375.00	1,003,175.34	0	2.040	995,090.00
PTMTRN 2.12 9-1-19	73474TAE0	2.120%	6,690,000.00	9/1/2019		1.635	8/26/2015	47,276.00	6,713,505.13	0	1.900	6,690,334.50
LEXSCD 4.9 2-1-18	529063NG0	4.900%	2,230,000.00	2/1/2018		0.088	9/4/2015	45,529.17	2,237,061.64	0	1.120	2,236,043.30
CHAPWR 2.3 9-1-20	162393EY4	2.300%	1,000,000.00	9/1/2020		2.583	10/20/2015	7,666.66	1,010,911.79	0	1.870	1,001,610.00
TXS 1.091 10-1-18	882723A25	1.091%	5,000,000.00	10/1/2018		0.747	10/29/2015	13,637.50	5,000,000.00	0	1.091	4,970,300.00
AZSWTR 1.837 10-1-18	040688MF7	1.837%	1,865,000.00	10/1/2018		0.745	1/25/2016	8,565.01	1,873,743.23	0	1.200	1,865,522.20
ACASCD 1.427 8-1-18	004284A88	1.427%	4,000,000.00	8/1/2018		0.580	2/2/2016	23,783.33	4,005,893.61	0	1.170	3,992,600.00
MIS 2.6 5-15-19	5946107V3	2.600%	1,000,000.00	5/15/2019		1.353	2/5/2016	3,322.22	1,016,309.84	0	1.380	1,008,240.00
NYC 2.15 6-1-20	64966LN56	2.150%	1,425,000.00	6/1/2020		2.364	3/1/2016	2,553.14	1,441,864.97	0	1.640	1,426,539.00
RIVHGR 2.345 8-1-19	76886PFA6	2.345%	1,125,000.00	8/1/2019		1.549	3/7/2016	10,992.19	1,139,594.76	0	1.500	1,128,735.00
MIS 2.125 5-15-18	5946107U5	2.125%	2,600,000.00	5/15/2018		0.370	3/1/2016	7,059.72	2,609,477.67	0	1.130	2,604,810.00
RIC 1.81 7-15-18	76541VKD8	1.810%	3,000,000.00	7/15/2018		0.534	3/22/2016	25,038.33	3,010,483.13	0	1.150	3,001,650.00
ENEPWR 1.375 7-1-18	29270CL86	1.375%	1,575,000.00	7/1/2018		0.499	3/28/2016	10,828.12	1,576,351.76	0	1.200	1,571,692.50
MIS 6.85 11-1-19 sin	5946103R6	6.850%	1,000,000.00	11/1/2019		1.290	3/29/2016	11,416.67	1,081,616.42	0	2.189	1,063,040.00
RSMSCD 5.0 2-1-18	777594XB3	5.000%	4,170,000.00	2/1/2018		0.088	6/17/2016	86,875.00	4,184,672.24	0	0.820	4,181,092.20
WAS 3.95 2-1-20	93974CXE5	3.950%	1,000,000.00	2/1/2020		1.992	6/24/2016	16,458.33	1,052,658.74	0	1.350	1,038,110.00
CLN 4.0 2-15-18	194740EA0	4.000%	2,160,000.00	2/15/2018		0.126	6/29/2016	32,640.00	2,168,521.44	0	0.780	2,166,177.60
ENEPWR 2.653 7-1-20	29270CYN9	2.653%	1,500,000.00	7/1/2020		2.408	7/1/2016	19,897.50	1,545,508.12	0	1.400	1,512,735.00
DALUTL 0.985 10-1-18	23542JBD6	0.985%	10,000,000.00	10/1/2018		0.748	7/7/2016	24,625.00	10,000,000.00	0	0.985	9,937,200.00
ARLSCD 1.393 2-15-20	0418262C1	1.393%	3,000,000.00	2/15/2020		2.088	7/26/2016	15,787.33	3,000,000.00	0	1.393	2,944,110.00
ARLSCD 1.152 2-15-19	0418262B3	1.152%	1,000,000.00	2/15/2019		1.114	7/26/2016	4,352.00	1,000,000.00	0	1.152	990,770.00
CAS 6.2 3-1-19	13063BFU1	6.200%	4,340,000.00	3/1/2019		1.124	8/19/2016	89,693.33	4,591,130.86	0	1.150	4,550,142.80
STNPWR 2.178 7-1-19	84247PHU8	2.178%	1,400,000.00	7/1/2019		1.471	9/2/2016	15,246.00	1,419,089.14	0	1.250	1,400,350.00
CTS 2.534 4-15-20	20772JEK4	2.534%	1,650,000.00	4/15/2020		2.228	9/20/2016	8,826.77	1,691,631.81	0	1.400	1,655,857.50
MIS 4.3 4-15-20	5946106Y8	4.300%	1,500,000.00	4/15/2020		2.190	10/3/2016	13,616.67	1,598,508.67	0	1.350	1,575,465.00
ENEPWR 1.793 7-1-18	29270CZA6	1.793%	1,200,000.00	7/1/2018		0.498	10/19/2016	10,758.00	1,204,406.23	0	1.050	1,199,928.00
CTS 2.534 4-15-20	20772JEK4	2.534%	1,000,000.00	4/15/2020		2.228	10/24/2016	5,349.56	1,024,092.65	0	1.450	1,003,550.00
VVYHGR 1.676 8-1-20	92603PEQ1	1.676%	1,445,000.00	8/1/2020		2.522	10/31/2016	10,090.92	1,449,536.56	0	1.550	1,425,087.90
ANAHSG 1.565 10-1-20	032556CA8	1.565%	2,565,000.00	10/1/2020		2.692	11/1/2016	10,035.56	2,555,813.70	0	1.700	2,498,746.05
CAS 6.2 10-1-19	13063A7G3	6.200%	1,000,000.00	10/1/2019		1.666	11/3/2016	15,500.00	1,082,101.26	0	1.397	1,071,750.00
NYC 2.15 6-1-20	64966LN56	2.150%	1,000,000.00	6/1/2020		2.365	11/14/2016	1,791.67	1,014,289.27	0	1.540	1,001,080.00
PTMTRN 2.737 9-1-21	73474TAG5	2.737%	1,400,000.00	9/1/2021		3.485	11/22/2016	12,772.67	1,428,469.82	0	2.150	1,417,542.00
ENEPWR 2.653 7-1-20	29270CYN9	2.653%	1,190,000.00	7/1/2020		2.407	12/6/2016	15,785.35	1,207,205.79	0	2.050	1,200,103.10
NYC 2.0 8-1-18	64966K2M4	2.000%	1,000,000.00	8/1/2018		0.578	12/6/2016	8,333.33	1,003,160.66	0	1.450	1,001,200.00
DALUTL 0.985 10-1-18	23542JBD6	0.985%	1,130,000.00	10/1/2018		0.748	12/13/2016	2,782.63	1,127,779.73	0	1.250	1,122,903.60
NYC 2.0 12-1-19	64966MGF0	2.000%	2,500,000.00	12/1/2019		1.887	12/20/2016	4,166.67	2,512,554.91	0	1.730	2,496,550.00
LAS 1.26 8-1-18	546415Z37	1.260%	2,000,000.00	8/1/2018		0.580	12/20/2016	10,500.00	1,997,233.86	0	1.500	1,992,560.00
LOS 1.21 9-1-18	544351KM0	1.210%	5,435,000.00	9/1/2018		0.664	12/21/2016	21,921.17	5,431,488.15	0	1.308	5,411,792.55
CHE 2.129 5-15-20	165573C38	2.129%	1,500,000.00	5/15/2020		2.320	2/3/2017	4,080.58	1,511,335.21	0	1.800	1,500,645.00
DALUTL 2.21 10-1-20	2354167C2	2.210%	2,400,000.00	10/1/2020		2.670	2/7/2017	13,260.00	2,413,305.25	0	2.000	2,404,104.00
OKSWTR 2.444 4-1-20	67919PLJ0	2.444%	1,140,000.00	4/1/2020		2.191	2/7/2017	6,965.40	1,156,276.11	0	1.790	1,148,800.80
AUSPWR 1.704 11-15-1	052414PW3	1.704%	1,035,000.00	11/15/2018		0.868	2/22/2017	2,253.54	1,036,815.48	0	1.500	1,033,633.80
TNS 2.676 8-1-18	880541QN0	2.676%	3,000,000.00	8/1/2018		0.577	2/27/2017	33,450.00	3,026,243.46	0	1.171	3,014,520.00
ORS 4.261 8-1-18	68608KZR2	4.261%	4,960,000.00	8/1/2018		0.573	3/27/2017	88,060.67	5,045,895.79	0	1.261	5,030,382.40
MIS 2.125 5-15-18	5946107U5	2.125%	2,375,000.00	5/15/2018		0.370	3/28/2017	6,448.78	2,382,847.69	0	1.230	2,379,393.75
ENEPWR 2.117 7-1-20	29270CL52	2.117%	1,000,000.00	7/1/2020		2.426	3/31/2017	10,585.00	1,004,015.85	0	1.950	995,570.00
ORL 2.1 12-1-21	686356PNO	2.100%	6,325,000.00	12/1/2021		3.774	4/6/2017	11,068.75	6,280,459.35	0	2.290	6,215,767.25
SMCHGR 1.382 8-1-18	802385PU2	1.382%	1,000,000.00	8/1/2018		0.580	4/13/2017	9,904.33	1,000,000.00	0	1.382	997,150.00
SMCHGR 1.632 8-1-19	802385PV0	1.632%	1,000,000.00	8/1/2019		1.559	4/13/2017	11,696.00	1,000,000.00	0	1.632	992,170.00
NYSENV 2.138 6-15-21	64986DED3	2.138%	10,000,000.00	6/15/2021		3.346	4/13/2017	9,502.22	10,000,000.00	0	2.138	9,926,000.00
TXS 2.762 8-1-20	882723FM6	2.762%	1,350,000.00	8/1/2020		2.485	4/18/2017	15,536.26	1,383,133.44	0	1.780	1,371,316.50
MSS 1.464 12-1-18	605581HE0	1.464%	1,000,000.00	12/1/2018		0.913	4/18/2017	1,220.00	1,000,845.44	0	1.368	996,140.00
ALD 2.0 4-26-18	018213KC1	2.000%	9,365,000.00	4/26/2018		0.318	4/26/2017	127,468.06	9,385,797.83	0	1.300	9,372,679.30
UNNGEN 3.65 10-15-18	906351AG6	3.650%	1,015,000.00	10/15/2018		0.780	4/28/2017	7,821.14	1,033,220.60	0	1.350	1,028,611.15
DNNSCD 2.25 8-15-19	249002AR7	2.250%	1,000,000.00	8/15/2019		1.589	6/9/2017	8,500.00	1,011,288.41	0	1.540	1,004,540.00

Description	CUSIP	Coupon	Par Value	Maturity Date	Call Date Avg Life	Mod DTW	Purchase Date	Accrued Interest	Book Value	YTC	Current Yield	Market Value
LNN 1.7 6-1-20	535783JH8	1.700%	1,660,000.00	6/1/2020		2.377	6/22/2017	14,815.50	1,660,000.00	0	1.700	1,640,461.80
LNN 1.45 6-1-19	535783JG0	1.450%	1,210,000.00	6/1/2019		1.407	6/22/2017	9,211.13	1,210,000.00	0	1.450	1,200,259.50
WIN 1.5 6-1-19	975673DS0	1.500%	1,970,000.00	6/1/2019		1.407	7/12/2017	2,462.50	1,968,446.03	0	1.557	1,956,052.40
ORL 2.0 12-1-21	686356NY8	2.000%	2,020,000.00	12/1/2021		3.780	7/12/2017	3,366.67	2,001,239.95	0	2.250	1,971,762.40
NYSENV 1.658 6-15-19	64986DEB7	1.658%	1,000,000.00	6/15/2019		1.443	7/25/2017	736.89	1,002,219.71	0	1.502	995,190.00
FRE 1.54 8-1-19	355694Y95	1.540%	2,500,000.00	8/1/2019		1.561	8/7/2017	16,041.67	2,501,537.01	0	1.500	2,471,500.00
UTS 3.289 7-1-20 BAB	917542QT2	3.289%	1,120,000.00	7/1/2020		2.387	8/9/2017	18,418.40	1,163,225.02	0	1.700	1,149,691.20
HIL 2.0 3-1-19	432841SA3	2.000%	1,050,000.00	3/1/2019		1.152	9/28/2017	5,425.00	1,055,436.55	0	1.551	1,050,000.00
TUCWTR 1.809 7-1-19	8987968P5	1.809%	1,000,000.00	7/1/2019		1.476	9/28/2017	9,045.00	1,002,033.91	0	1.671	995,730.00
TXS 3.5 10-1-20	882724DS3	3.500%	1,000,000.00	10/1/2020		2.628	10/3/2017	8,555.56	1,047,177.93	0	1.732	1,035,090.00
NYSFAC 2.119 1-15-21	64985HYV3	2.119%	1,250,000.00	1/15/2021		2.931	11/9/2017	3,825.97	1,250,000.00	0	2.119	1,239,575.00
NYC 3.15 8-1-22	64966K2R3	3.150%	1,000,000.00	8/1/2022		4.255	12/8/2017	13,125.00	1,027,940.53	0	2.500	1,020,850.00
BER 2.5 12-13-18	083763RR5	2.500%	2,920,000.00	12/13/2018		0.944	12/13/2017	3,650.00	2,937,698.12	0	1.850	2,934,833.60
Subtotal Municipal Bonds		2.232%	224,085,000.00	4/10/2019		1.261		1,526,215.90	225,525,838.89		1.555	224,292,200.30
Money Market Mutual Funds												
CHASE MONEY MARKET F		0.010%	0.00	1/1/2018		0.000	2/1/2008	0.00	0.00	0	0.010	0.00
TexStar960 Cash Rese		1.296%	421,370,259.66	1/1/2018		0.003	7/1/2011	29,912.16	421,370,259.66	0	1.296	421,370,259.66
Subtotal Money Market Mutual Funds		1.296%	421,370,259.66	1/1/2018		0.003		29,912.16	421,370,259.66		1.296	421,370,259.66
TOTAL FUND 9900		1.695%	3,734,354,740.31	6/12/2019		1.410		7,184,818.24	3,747,122,103.46		1.409	3,725,823,121.97

**INVESTMENT BY SECTOR AND MATURITY - TAX EXEMPT FUND 9901
AS OF DECEMBER 31, 2017**

Description	Coupon	Par Value	Maturity Date	Call Date	Mod DTW	Purchase Date	Accrued Interest	Book Value	YTC	Current Yield	Market Value
Municipal Bonds											
HORSCD 5.0 3-1-19	440673A76	5.000%	1,000,000.00	3/1/2019	1.132	4/4/2016	16,666.67	1,046,829.60	0	0.920	1,039,880.00
DAN 3.0 6-1-19	2360917D0	3.000%	1,500,000.00	6/1/2019	1.395	9/28/2016	3,750.00	1,544,004.16	0	0.901	1,531,080.00
RCNSCD 5.00 2-15-20	763261U28	5.000%	2,000,000.00	2/15/2020	2.003	10/25/2017	58,611.11	2,161,221.17	0	1.139	2,138,340.00
SCS 5.0 8-1-19	83710RLU9	5.000%	2,000,000.00	8/1/2019	1.514	11/21/2017	41,666.67	2,115,678.99	0	1.300	2,106,140.00
Subtotal Municipal Bonds		4.539%	6,500,000.00	8/26/2019	1.582		120,694.45	6,867,733.92		1.102	6,815,440.00
TOTAL FUND 9901		4.539%	6,500,000.00	8/26/2019	1.58		120,694.45	6,867,733.92		1.10	6,815,440.00

**INVESTMENT BY SECTOR AND MATURITY - HOUSING DEPARTMENT SECTION 108 FUND 9902
AS OF DECEMBER 31, 2017**

Description	Coupon	Par Value	Maturity Date	Call Date	Mod DTW	Purchase Date	Accrued Interest	Book Value	YTC	Current Yield	Market Value
Treasury Bills											
B 1.115 1-4-18	912796LC1	1.115%	3,600,000.00	1/4/2018	0.011	7/7/2017	0.00	3,599,663.36	0	1.121	3,599,870.40
B 1.095 2-15-18	912796NS4	1.095%	3,500,000.00	2/15/2018	0.126	8/17/2017	0.00	3,495,180.69	0	1.101	3,494,939.89
Subtotal Treasury Bills		1.105%	7,100,000.00	1/24/2018	0.068		0.00	7,094,844.05		1.111	7,094,810.29
TOTAL FUND 9902		1.105%	7,100,000.00	1/24/2018	0.068		0.00	7,094,844.05		1.111	7,094,810.29
GRAND TOTALS		1.699%	3,747,954,740.31	5/20/2019	1.351		7,305,512.69	3,761,084,681.43		1.408	3,739,733,372.26

Appendix II

Investments by Sector and Maturity as of September 30, 2017

INVESTMENT BY SECTOR AND MATURITY - GENERAL FUND 9900
AS OF SEPTEMBER 30, 2017

Description	CUSIP	Coupon	Par Value	Maturity Date	Call Date Avg Life	Mod DTW	Purchase Date	Accrued Interest	Book Value	YTC	Current Yield	Market Value
Treasury Notes												
T 0.625 11-30-17	912828UA6	0.625%	25,000,000.00	11/30/2017		0.167	2/12/2014	52,510.25	24,980,157.54	0	1.112	24,980,750.00
T 0.625 11-30-17	912828UA6	0.625%	25,000,000.00	11/30/2017		0.167	2/14/2014	52,510.25	24,982,021.38	0	1.066	24,980,750.00
T 0.75 10-31-17	912828TW0	0.750%	25,000,000.00	10/31/2017		0.085	6/11/2014	78,464.67	24,992,761.76	0	1.099	24,994,250.00
T 0.75 12-31-17	912828UE8	0.750%	25,000,000.00	12/31/2017		0.252	6/20/2014	47,384.51	24,973,255.83	0	1.185	24,975,500.00
T 0.625 11-30-17	912828UA6	0.625%	20,000,000.00	11/30/2017		0.167	9/18/2014	42,008.20	19,979,494.36	0	1.253	19,984,600.00
T 4.25 11-15-17	912828HH6	4.250%	25,000,000.00	11/15/2017		0.126	11/13/2014	401,324.73	25,100,767.38	0	0.993	25,094,000.00
T 2.375 6-30-18	912828QT0	2.375%	25,000,000.00	6/30/2018		0.744	2/5/2015	150,050.95	25,251,778.43	0	1.002	25,191,500.00
T 0.875 11-15-17	912828G20	0.875%	25,000,000.00	11/15/2017		0.126	2/6/2015	82,625.68	24,998,802.67	0	0.914	24,993,750.00
T 1.375 6-30-18	912828VK3	1.375%	25,000,000.00	6/30/2018		0.747	5/21/2015	86,871.60	25,063,834.18	0	1.027	25,014,750.00
T 0.875 11-15-17	912828G20	0.875%	25,000,000.00	11/15/2017		0.126	6/2/2015	82,625.68	25,000,901.44	0	0.846	24,993,750.00
T 1.00 5-15-18	912828XA3	1.000%	25,000,000.00	5/15/2018		0.623	6/3/2015	94,429.35	24,994,648.40	0	1.035	24,963,000.00
T 0.625 4-30-18	912828UZ1	0.625%	25,000,000.00	4/30/2018		0.582	6/17/2015	65,387.23	24,939,352.49	0	1.050	24,908,250.00
T 2.375 6-30-18	912828QT0	2.375%	20,000,000.00	6/30/2018		0.744	8/5/2015	120,040.76	20,195,172.48	0	1.046	20,153,200.00
T 1.375 6-30-18	912828VK3	1.375%	20,000,000.00	6/30/2018		0.747	8/27/2015	69,497.28	20,057,327.05	0	0.985	20,011,800.00
T 0.875 11-15-17	912828G20	0.875%	20,000,000.00	11/15/2017		0.126	9/3/2015	66,100.54	20,001,787.94	0	0.803	19,995,000.00
T 2.375 6-30-18	912828QT0	2.375%	25,000,000.00	6/30/2018		0.744	9/8/2015	150,050.95	25,252,569.91	0	1.001	25,191,500.00
T 1.00 5-15-18	912828XA3	1.000%	20,000,000.00	5/15/2018		0.623	9/9/2015	75,543.48	19,999,818.86	0	1.001	19,970,400.00
T 0.625 11-30-17	912828UA6	0.625%	20,000,000.00	11/30/2017		0.167	9/17/2015	42,008.20	19,990,942.36	0	0.900	19,984,600.00
T 0.875 11-15-17	912828G20	0.875%	25,000,000.00	11/15/2017		0.126	9/30/2015	82,625.68	25,005,608.01	0	0.695	24,993,750.00
T 1.0 5-31-18	912828VE7	1.000%	25,000,000.00	5/31/2018		0.664	9/30/2015	84,016.39	25,019,491.15	0	0.881	24,957,000.00
T 0.75 3-31-18	912828UU2	0.750%	25,000,000.00	3/31/2018		0.498	9/29/2015	515.11	24,991,443.85	0	0.820	24,942,500.00
T 1.5 8-31-18	912828RE2	1.500%	25,000,000.00	8/31/2018		0.913	11/3/2015	32,113.26	25,100,173.37	0	1.055	25,030,250.00
T 1.00 5-15-18	912828XA3	1.000%	25,000,000.00	5/15/2018		0.623	12/15/2015	94,429.35	24,974,866.23	0	1.164	24,963,000.00
T 1.00 5-15-18	912828XA3	1.000%	25,000,000.00	5/15/2018		0.623	12/21/2015	94,429.35	24,976,971.63	0	1.150	24,963,000.00
T 0.75 4-15-18	912828K25	0.750%	25,000,000.00	4/15/2018		0.540	12/29/2015	86,577.87	24,942,147.43	0	1.186	24,933,500.00
T 1.0 9-15-18	912828L40	1.000%	25,000,000.00	9/15/2018		0.956	1/13/2016	11,049.72	24,972,334.08	0	1.118	24,912,000.00
T 1.0 9-15-18	912828L40	1.000%	25,000,000.00	9/15/2018		0.956	1/19/2016	11,049.72	24,989,781.34	0	1.043	24,912,000.00
T 0.875 11-15-17	912828G20	0.875%	25,000,000.00	11/15/2017		0.126	2/1/2016	82,625.68	25,002,132.58	0	0.806	24,993,750.00
T 1.625 6-30-19	912828WS5	1.625%	25,000,000.00	6/30/2019		1.726	2/2/2016	102,666.44	25,248,417.38	0	1.045	25,071,250.00
T 1.25 11-15-18	912828M64	1.250%	25,000,000.00	11/15/2018		1.116	2/4/2016	118,036.68	25,107,558.50	0	0.862	24,958,000.00
T 1.25 11-15-18	912828M64	1.250%	25,000,000.00	11/15/2018		1.116	2/16/2016	118,036.68	25,104,843.68	0	0.872	24,958,000.00
T 1.25 11-15-18	912828M64	1.250%	25,000,000.00	11/15/2018		1.116	2/17/2016	118,036.68	25,094,533.61	0	0.909	24,958,000.00
T 1.625 6-30-19	912828WS5	1.625%	25,000,000.00	6/30/2019		1.726	2/23/2016	102,666.44	25,267,966.22	0	1.000	25,071,250.00
T 1.625 6-30-19	912828WS5	1.625%	25,000,000.00	6/30/2019		1.726	3/10/2016	102,666.44	25,194,089.17	0	1.171	25,071,250.00
T 1.25 11-15-18	912828M64	1.250%	25,000,000.00	11/15/2018		1.116	3/28/2016	118,036.68	25,075,934.33	0	0.976	25,071,250.00
T 4.25 11-15-17	912828HH6	4.250%	25,000,000.00	11/15/2017		0.126	3/30/2016	401,324.73	25,108,567.49	0	0.767	25,094,000.00
T 1.625 6-30-20	912828XH8	1.625%	25,000,000.00	6/30/2020		2.691	8/31/2016	102,666.44	25,370,041.10	0	1.074	25,020,500.00
T 1.625 6-30-20	912828XH8	1.625%	25,000,000.00	6/30/2020		2.691	11/10/2016	102,666.44	25,236,257.53	0	1.272	25,020,500.00
T 1.625 6-30-20	912828XH8	1.625%	25,000,000.00	6/30/2020		2.691	11/10/2016	102,666.44	25,212,631.79	0	1.307	25,020,500.00
T 3.5 5-15-20	912828ND8	3.500%	25,000,000.00	5/15/2020		2.503	11/14/2016	330,502.72	26,349,881.42	0	1.386	26,242,250.00
T 1.625 6-30-20	912828XH8	1.625%	25,000,000.00	6/30/2020		2.690	11/16/2016	102,666.44	25,094,931.93	0	1.483	25,020,500.00
T 3.5 5-15-20	912828ND8	3.500%	25,000,000.00	5/15/2020		2.503	11/21/2016	330,502.72	26,282,236.54	0	1.488	26,242,250.00
T 2.625 11-15-20	912828PC8	2.625%	20,000,000.00	11/15/2020		2.994	11/23/2016	198,301.63	20,559,996.57	0	1.695	20,588,200.00
T 1.0 11-15-19	912828U32	1.000%	20,000,000.00	11/15/2019		2.100	11/30/2016	75,543.48	19,838,894.69	0	1.388	19,789,800.00
T 1.0 11-15-19	912828U32	1.000%	20,000,000.00	11/15/2019		2.100	12/5/2016	75,543.48	19,822,918.61	0	1.427	19,789,800.00
T 1.0 11-15-19	912828U32	1.000%	20,000,000.00	11/15/2019		2.100	12/15/2016	75,543.48	19,795,070.43	0	1.494	19,789,800.00
T 1.625 6-30-20	912828XH8	1.625%	25,000,000.00	6/30/2020		2.690	12/27/2016	102,666.44	24,926,522.26	0	1.736	25,020,500.00
T 1.375 8-31-20	912828L32	1.375%	25,000,000.00	8/31/2020		2.866	12/28/2016	29,437.15	24,699,020.81	0	1.803	24,828,250.00
T 1.5 5-31-20	912828XE5	1.500%	25,000,000.00	5/31/2020		2.611	12/29/2016	126,024.59	24,905,568.21	0	1.646	24,945,250.00
T 1.625 6-30-19	912828WS5	1.625%	25,000,000.00	6/30/2019		1.726	1/5/2017	102,666.44	25,123,784.15	0	1.336	25,071,250.00
T 3.5 5-15-20	912828ND8	3.500%	25,000,000.00	5/15/2020		2.503	1/19/2017	330,502.72	26,185,643.55	0	1.636	26,242,250.00
T 1.625 6-30-20	912828XH8	1.625%	25,000,000.00	6/30/2020		2.690	1/20/2017	102,666.44	24,970,359.75	0	1.669	25,020,500.00
T 1.375 10-31-20	912828L99	1.375%	25,000,000.00	10/31/2020		3.012	1/24/2017	143,851.90	24,766,445.43	0	1.689	24,793,000.00
T 2.625 11-15-20	912828PC8	2.625%	25,000,000.00	11/15/2020		2.994	1/25/2017	247,877.04	25,688,396.48	0	1.711	25,735,250.00
T 1.0 11-15-19	912828U32	1.000%	25,000,000.00	11/15/2019		2.100	1/25/2017	94,429.35	24,759,483.33	0	1.464	24,737,250.00
T 1.375 10-31-20	912828L99	1.375%	25,000,000.00	10/31/2020		3.012	2/2/2017	143,851.90	24,774,569.07	0	1.678	24,793,000.00
T 1.0 11-15-19	912828U32	1.000%	25,000,000.00	11/15/2019		2.100	2/2/2017	94,429.35	24,788,170.51	0	1.408	24,737,250.00
T 1.125 6-30-21	912828S27	1.125%	25,000,000.00	6/30/2021		3.671	2/9/2017	71,076.77	24,409,154.07	0	1.783	24,422,000.00
T 3.5 5-15-20	912828ND8	3.500%	25,000,000.00	5/15/2020		2.503	2/13/2017	330,502.72	26,233,471.66	0	1.564	26,242,250.00
T 1.375 4-30-21	912828Q78	1.375%	25,000,000.00	4/30/2021		3.488	2/14/2017	143,851.90	24,590,850.84	0	1.852	24,683,500.00
T 1.0 11-15-19	912828U32	1.000%	25,000,000.00	11/15/2019		2.100	2/15/2017	94,429.35	24,744,625.52	0	1.492	24,737,250.00
T 0.875 11-15-17	912828G20	0.875%	25,000,000.00	11/15/2017		0.126	3/8/2017	82,625.68	24,997,326.07	0	0.960	24,993,750.00
T 0.875 11-15-17	912828G20	0.875%	20,000,000.00	11/15/2017		0.126	4/18/2017	66,100.54	19,998,126.48	0	0.950	19,995,000.00
T 4.25 11-15-17	912828HH6	4.250%	25,000,000.00	11/15/2017		0.126	5/22/2017	401,324.73	25,099,741.79	0	1.0	

Description	CUSIP	Coupon	Par Value	Maturity Date	Call Date Avg Life	Mod DTW	Purchase Date	Accrued Interest	Book Value	YTC	Current Yield	Market Value
T 2.375 6-30-18	912828QT0	2.375%	25,000,000.00	6/30/2018		0.744	7/19/2017	150,050.95	25,212,664.84	0	1.228	25,191,500.00
T 1.375 6-30-18	912828VK3	1.375%	25,000,000.00	6/30/2018		0.747	7/20/2017	86,871.61	25,027,819.29	0	1.225	25,014,750.00
T 3.75 11-15-18	912828JR2	3.750%	25,000,000.00	11/15/2018		1.098	8/24/2017	354,110.06	25,688,058.04	0	1.274	25,647,500.00
T 3.75 11-15-18	912828JR2	3.750%	25,000,000.00	11/15/2018		1.052	8/24/2017	354,110.06	25,690,745.76	0	1.242	25,647,500.00
T 1.25 6-30-19	912828XV7	1.250%	25,000,000.00	6/30/2019		1.731	9/13/2017	78,974.19	24,966,707.42	0	1.327	24,912,000.00
T 1.0 11-15-19	912828U32	1.000%	25,000,000.00	11/15/2019		2.100	9/14/2017	94,429.34	24,791,410.20	0	1.400	24,737,250.00
T 1.5 5-15-20	912828X96	1.500%	25,000,000.00	5/15/2020		2.570	9/18/2017	141,644.02	25,007,715.85	0	1.488	24,950,250.00
T 1.25 6-30-19	912828XV7	1.250%	25,000,000.00	6/30/2019		1.731	9/19/2017	78,974.19	24,946,239.41	0	1.375	24,912,000.00
T 2.625 11-15-20	912828PC8	2.625%	25,000,000.00	11/15/2020		2.995	9/21/2017	247,877.04	25,759,638.36	0	1.623	25,735,250.00
T 1.5 5-15-20	912828X96	1.500%	20,000,000.00	5/15/2020		2.570	9/26/2017	113,315.22	19,989,885.98	0	1.520	19,960,200.00
T 2.0 11-30-20	912828A42	2.000%	20,000,000.00	11/30/2020		3.065	9/27/2017	134,426.22	20,215,846.58	0	1.648	20,202,400.00
Subtotal Treasury Notes		1.647%	1,935,000,000.00	3/31/2019		1.467		10,442,171.54	1,943,236,637.22		1.243	1,940,263,800.00
Commerical Paper												
TOYCC 1.21 11-22-17	89233GYN0	1.210%	50,000,000.00	11/22/2017		0.145	5/24/17	0.00	49,912,108.88	0	1.217	49,918,000.00
TOYCC 1.3 12-12-17	89233GZC3	1.300%	40,000,000.00	12/12/2017		0.200	6/15/17	0.00	39,895,365.85	0	1.309	39,902,800.00
GECTSY 1.26 12-21-17	36164JZM9	1.260%	50,000,000.00	12/21/2017		0.225	8/18/17	0.00	49,856,972.97	0	1.266	49,863,500.00
TOYCC 1.36 3-1-18	89233HC10	1.360%	50,000,000.00	3/1/2018		0.416	9/20/17	0.00	49,712,888.89	0	1.368	49,716,500.00
Subtotal Commerical Paper		1.282%	190,000,000.00	12/29/2017		0.249		0.00	189,377,336.59		1.289	189,400,800.00
Agency Discount Notes												
FRMDN 0.90 11-3-17	31315LNU8	0.900%	25,000,000.00	11/3/2017		0.093	3/3/2017	0.00	24,979,279.51	0	0.906	24,977,750.00
Subtotal Agency Discount Notes		0.900%	25,000,000.00	11/3/2017		0.093		0.00	24,979,279.51		0.906	24,977,750.00
Mortgage-Backed Securities												
FGE01280 5.00 12-1-1	31294KM51	5.000%	5,879.37	12/1/2017		0.121	12/17/2002	24.50	5,879.37	0	4.737	6,027.39
FN15 254684 5.0 3-1-	31371K2R1	5.000%	33,143.60	3/1/2018		0.221	2/19/2003	138.10	33,143.60	0	4.448	33,909.31
FN 254721 5.00 4-1-1	31371K4E8	5.000%	15,057.70	4/21/2018		0.301	4/21/2003	62.74	15,057.70	0	4.366	15,405.58
FN 702860 5.00 04-01	31401AZZ3	5.000%	15,906.40	4/1/2018		0.263	4/21/2003	66.28	15,906.40	0	4.441	16,273.88
FNCI 5.00 05-01-18	31371K5V9	5.000%	38,510.10	5/1/2018		0.307	5/19/2003	160.46	38,510.10	0	4.428	39,399.80
FNCI 5.00 LLB 05-01-	31400SDP1	5.000%	22,576.05	5/1/2018		0.300	5/19/2003	94.07	22,576.05	0	4.094	23,097.62
FG E97045 4.5 06-01-	3128H4ZJ1	4.500%	13,270.33	6/1/2018		0.318	7/17/2003	49.76	13,270.33	0	3.874	13,567.27
FGE01425 4.5 08-01-1	31294KS6	4.500%	101,584.65	8/1/2018		0.393	8/18/2003	380.94	101,584.65	0	4.315	103,857.63
FN254942 4.00 09-01-	31371LEP0	4.000%	82,310.20	9/1/2018		0.455	9/18/2003	274.37	82,310.20	0	3.920	85,108.34
FGG18008 4.5 09-01-1	3128MMAJ2	4.500%	77,744.65	9/1/2019		0.561	12/21/2004	291.54	77,744.65	0	4.478	79,590.49
FN255077 5.00 01-01-	31371LJW0	5.000%	38,420.37	1/1/2019		0.827	3/17/2005	160.08	38,420.37	0	4.687	39,308.00
FGG18065 5.00 07-01-	3128MMC7B	5.000%	110,272.90	7/1/2020		1.119	7/19/2005	459.47	110,272.90	0	4.838	114,089.98
FGB19758 5.00 08-01-	312972XZ3	5.000%	88,961.90	8/1/2020		0.949	8/16/2005	370.67	88,961.90	0	4.893	91,201.67
FGG18073 5.00 09-01-	3128MMCK7	5.000%	121,944.38	9/1/2020		1.181	10/18/2005	508.10	121,944.38	0	4.989	126,453.05
FGG18079 5.50 10-01-	3128MMCR2	5.500%	177,922.17	10/1/2020		1.158	11/17/2005	815.48	177,922.17	0	5.366	185,085.34
FGG11810 5.5 12-01-2	31336WAJ8	5.500%	148,240.49	12/1/2020		1.101	12/15/2005	679.44	148,240.49	0	5.419	153,431.14
FGG11807 5.5 10-01-2	31336WAF6	5.500%	194,250.96	10/1/2020		1.032	12/15/2005	890.32	194,250.96	0	5.388	201,431.29
FGG18101 5.5 02-01-2	3128MMD7F	5.500%	114,199.90	2/1/2021		1.256	2/16/2006	523.42	114,199.90	0	5.369	119,303.63
FGG18096 5.5 1-1-21	3128MMDA8	5.500%	123,616.44	1/1/2021		1.308	2/16/2006	568.58	123,616.44	0	5.373	128,575.74
FN865183 5.5 02-01-2	31409AFY0	5.500%	224,394.64	2/1/2021		1.167	3/16/2006	1,028.48	224,394.64	0	5.403	233,015.04
FGG18106 5.5 03-01-2	3128MMDL4	5.500%	155,758.08	3/1/2021		1.308	3/16/2006	713.89	155,694.89	0	5.470	162,261.43
FNCI 5.5 04-01-21	31407HVV5	5.500%	204,439.92	4/1/2021		1.398	4/18/2006	937.02	204,397.46	0	5.475	212,752.17
FGG18115 6.00 05-01-2	3128MMDV2	6.000%	163,461.34	5/1/2021		1.355	5/16/2006	817.31	163,461.34	0	5.811	171,858.17
FGG18124 6.0 6-1-21	3128MMD67	6.000%	129,121.98	6/1/2021		1.410	6/19/2006	645.61	129,121.98	0	5.845	136,153.67
FGG18124 6.0 6-1-21	3128MMD67	6.000%	172,989.64	6/1/2021		1.410	7/18/2006	864.95	172,989.64	0	5.963	182,410.31
FGCI03360 5.50 09-01	3128PEWV6	5.500%	76,390.96	9/1/2021		1.348	9/18/2006	350.13	76,365.89	0	5.556	79,428.65
FGG12369 5.5 10-01-2	3128M1QW2	5.500%	177,057.89	10/1/2021		1.338	10/17/2006	811.52	176,979.76	0	5.472	185,144.12
FNCI 5.5 11-01-21	31410VVE7	5.500%	126,002.48	11/1/2021		1.529	11/16/2006	577.51	125,840.26	0	5.487	132,416.34
FGG18157 5.5 12-01-2	3128MME74	5.500%	184,587.04	12/1/2021		1.573	1/17/2007	846.02	184,504.88	0	5.472	194,502.34
FGG18169 5.5 02-01-2	3128MMFK4	5.500%	186,884.80	2/1/2022		1.592	2/15/2007	856.56	186,798.31	0	5.559	196,336.46
FGG12514 5.5 02-01-2	3128MBAP2	5.500%	205,437.20	2/1/2022		1.516	3/19/2007	941.59	205,437.20	0	5.462	215,973.25
FN938603 5.5 05-01-2	31412YGL0	5.500%	109,961.04	5/1/2022		1.705	5/17/2007	503.99	109,961.04	0	5.434	116,040.15
FGJ05074 5.5 06-01-2	3128PGT78	5.500%	58,190.16	6/1/2022		1.774	6/18/2007	266.70	58,190.16	0	5.462	59,517.62
FGG12692 5.5 06-1-22	3128MBF93	5.500%	264,040.03	6/1/2022		1.706	6/18/2007	1,210.18	264,040.03	0	5.457	278,244.69
FGJ05038 5.5 07-01-2	3128PGS38	5.500%	298,590.16	7/1/2022		1.443	6/18/2007	1,368.54	298,518.38	0	5.561	310,211.33
FGG12718 5.5 07-01-2	3128MBG35	5.500%	213,148.85	7/1/2022		1.692	7/17/2007	976.93	212,800.49	0	5.632	225,589.84
FGJ05317 5.5 08-01-2	3128PG4A8	5.500%	312,977.63	8/1/2022		1.754	9/18/2007	1,434.48	312,665.64	0	5.569	331,130.39
FGJ05440 6.0 08-01-2	3128PHB3	6.000%	29,157.00	8/1/2022		1.809	9/18/2007	145.78	29,159.25	0	5.872	29,925.04
FGJ05665 5.5 10-01-2	3128PHJ11	5.500%	111,463.12	10/1/2022		1.570	10/16/2007	510.87	111,270.25	0	5.534	115,806.66
FGG112956 5.0 01-01-	3128MBQH3	5.000%	214,994.00	1/1/2023		1.533	12/17/2007	895.81	214,860.34	0	4.982	220,654.87
FGCI 4.5 02-01-23	3128PJYV3	4.500%	90,522.00	2/1/2023		1.638	2/19/2008	339.46	90,481.60	0	4.481	93,167.73
FGG18239 5.0 03-01-2	3128MMHR7	5.000%	282,400.90	3/1/2023		1.964	3/18/2008	1,176.67	282,400.90	0	4.949	301,655.71
FGJ07494 4.5 04-01-2	3128PKKF0	4.500%	314,591.52	4/1/2023		1.932	4/17/2008	1,179.72	314,430.53	0	4.610	326,908.13
FGG13072 5.0 04-01-2	3128MBT56	5.000%	226,769.58	4/1/2023		2.002	3/18/2008	944.87	226,266.60	0	5.077	242,226.66
FNCI 5.0 5-1-23	31412MRU4	5.000%	372,805.60	5/1/2023		1.874	5/19/2008	1,553.36	372,268.20	0	5.021	395,036.77
FGG18259 5.5 06-01-2	3128MMJD6	5.500%	403,212.56	6/1/2023		1.988	6/17/2008	1,848.06	403,465.21	0	5.347	430,140.75
FGG18259 5.5 06-01-2	3128MMJD6	5.500%	405,444.25	6/1/2023		1.975	7/17/2008	1,858.29	405,081.76	0	5.518	432,521.53
FGJ08476 5.5 08-01-2	3128PLM22	5.500%	498,024.00	8/1/2023		1.965	8/18/2008	2,282.61	497,112.54	0		

Description	CUSIP	Coupon	Par Value	Maturity Date	Call Date Avg Life	Mod DTW	Purchase Date	Accrued Interest	Book Value	YTC	Current Yield	Market Value
FGCI 6.0 9-1-22	3128MB4G9	5.500%	345,489.42	9/1/2022		1.986	11/18/2008	1,583.49	346,144.65	0	5.352	364,669.68
FGCI 4.5 04-01-23	3128PKRH9	4.500%	159,997.94	4/1/2023		2.011	12/16/2008	599.99	161,196.99	0	4.254	169,461.96
FGG18300 4.0 1-1-24	3128MMKN2	4.000%	379,684.96	1/1/2024		2.194	1/20/2009	1,265.62	381,235.00	0	3.691	395,758.63
FGJ09194 4.0 1-1-24	3128PMGB0	4.000%	342,235.28	1/1/2024		2.117	2/20/2009	1,140.78	343,066.75	0	3.800	357,082.47
FGCI 4.0 03-01-24	3128MMKQ5	4.000%	421,636.00	3/1/2024		2.189	3/17/2009	1,405.45	422,129.27	0	3.826	439,755.85
FGCI 4.0 05-01-24	3128PMUJ0	4.000%	686,761.36	5/1/2024		2.268	4/16/2009	2,289.20	687,579.10	0	3.744	719,056.00
FGCI 4.0 05-01-24	3128MMKW2	4.000%	439,866.64	5/1/2024		2.273	5/18/2009	1,466.22	440,541.05	0	3.790	460,909.04
FGCI 4.0 06-01-24	3128MMK28	4.000%	601,892.08	6/1/2024		2.285	6/16/2009	2,006.31	601,407.84	0	4.051	630,674.57
FGJ10251 4.0 7-1-24	3128PPH48	4.000%	185,292.06	7/1/2024		2.058	7/16/2009	617.64	185,392.84	0	3.842	191,548.38
FGJ12604 4.0 07-01-2	3128PR3M9	4.000%	780,012.91	7/1/2025		2.534	12/20/2010	2,600.04	782,512.39	0	3.619	817,355.21
FGG14777 4.0 8-1-25	3128MDQ63	4.000%	1,011,647.30	8/1/2025		1.119	6/18/2013	3,372.16	1,031,392.73	0	3.025	1,045,697.41
Subtotal Mortgage-Backed Securities		4.838%	13,340,230.67	8/5/2019		1.752		53,787.98	13,365,070.54		4.669	13,975,732.53
Agency Notes												
FNMA 0.875 10-26-17	3135G0PQ0	0.875%	20,000,000.00	10/26/2017		0.071	11/21/2012	75,347.22	20,000,638.44	0	0.829	19,997,800.00
FAMCA 0.8 11-20-17	31315PZX0	0.800%	10,000,000.00	11/20/2017		0.140	11/21/2012	29,111.11	9,999,508.16	0	0.836	9,999,508.16
FAMCA 0.8 11-20-17	31315PZX0	0.800%	16,000,000.00	11/20/2017		0.140	12/5/2012	46,577.78	16,000,720.93	0	0.767	16,000,720.93
FHLB 0.75 12-8-17	313381B20	0.750%	25,000,000.00	12/8/2017		0.189	12/11/2012	58,854.17	24,999,257.20	0	0.766	24,984,250.00
FNMA 0.875 10-26-17	3135G0PQ0	0.875%	25,000,000.00	10/26/2017		0.071	6/11/2012	94,184.03	24,994,207.76	0	1.210	24,997,250.00
FNMA .875 5-21-18	3135G0WJ8	0.875%	25,000,000.00	5/21/2018		0.639	6/24/2013	78,993.06	24,858,698.24	0	1.804	24,936,000.00
FNMA 0.875 12-20-17	3135G0RT2	0.875%	25,000,000.00	12/20/2017		0.222	2/13/2014	61,371.53	24,983,825.93	0	1.174	24,988,000.00
FNMA 0.875 12-20-17	3135G0RT2	0.875%	25,000,000.00	12/20/2017		0.222	2/14/2014	61,371.53	24,983,915.30	0	1.172	24,988,000.00
FNMA 0.875 10-26-17	3135G0PQ0	0.875%	25,000,000.00	10/26/2017		0.071	2/18/2014	94,184.03	24,996,326.49	0	1.086	24,997,250.00
FNMA .875 5-21-18	3135G0WJ8	0.875%	25,000,000.00	5/21/2018		0.639	1/26/2016	78,993.06	24,980,298.28	0	1.000	24,936,000.00
FNMA 1.75 11-26-19	3135G0ZY2	1.750%	25,000,000.00	11/26/2019		2.113	3/16/2016	151,909.72	25,183,487.61	0	1.399	25,095,000.00
FNMA 1.75 11-26-19	3135G0ZY2	1.750%	25,000,000.00	11/26/2019		2.113	3/23/2016	151,909.72	25,248,318.14	0	1.276	25,095,000.00
FHLMC 1.25 10-2-19	3137EADM8	1.250%	25,000,000.00	10/2/2019		1.975	5/25/2016	155,381.94	25,003,884.10	0	1.242	24,856,750.00
FNMA 1.75 6-20-19	3135G0ZE6	1.750%	25,000,000.00	6/20/2019		1.697	5/26/2016	122,743.06	25,266,339.30	0	1.118	25,111,000.00
FHLB 1.625 6-14-19	313379EE5	1.625%	25,000,000.00	6/14/2019		1.682	5/31/2016	120,746.53	25,195,182.09	0	1.157	25,041,250.00
FHLMC 1.25 10-2-19	3137EADM8	1.250%	25,000,000.00	10/2/2019		1.975	6/9/2016	155,381.94	25,099,515.74	0	1.047	24,856,750.00
FNMA 1.75 11-26-19	3135G0ZY2	1.750%	25,000,000.00	11/26/2019		2.113	6/15/2016	151,909.72	25,394,078.20	0	1.004	25,095,000.00
FNMA 1.75 11-26-19	3135G0ZY2	1.750%	25,000,000.00	11/26/2019		2.113	6/20/2016	151,909.72	25,385,962.77	0	1.019	25,095,000.00
FHLB 1.625 6-14-19	313379EE5	1.625%	25,000,000.00	6/14/2019		1.682	6/22/2016	120,746.53	25,267,940.66	0	0.985	25,041,250.00
FNMA 1.5 6-22-20	3135G0D75	1.500%	25,000,000.00	6/22/2020		2.673	8/17/2016	103,125.00	25,289,938.77	0	1.065	24,930,000.00
FHLMC 1.25 8-22-19 1	3134G95D8	1.250%	25,000,000.00	8/22/2019	8/22/2019	1.876	8/22/2016	33,854.17	25,000,000.00	1.25	1.148	24,601,500.00
FHLMC 1.25 8-23-19 1	3134G95G5	1.250%	25,000,000.00	8/23/2019	8/23/2019	1.879	8/23/2016	32,986.11	25,000,000.00	1.25	1.148	24,613,250.00
FNMA 1.5 6-22-20	3135G0D75	1.500%	25,000,000.00	6/22/2020		2.673	8/30/2016	103,125.00	25,252,040.95	0	1.121	24,930,000.00
14th Libor Flt Rte 2	46513CN9E	1.738%	5,000,000.00	9/1/2018		0.914	9/1/2016	29,037.67	5,000,000.00	0	1.738	4,971,450.00
FHLB 1.0 9-26-19	3130A9EP2	1.000%	20,000,000.00	9/26/2019		1.974	9/14/2016	2,777.79	19,963,011.39	0	1.095	19,792,200.00
FHLB 1.1 2-20-20	3130A9DX6	1.100%	20,000,000.00	2/20/2020		2.362	9/26/2016	25,055.56	20,021,227.55	0	1.055	19,779,200.00
FHLMC 1.44 9-27-19 1	3134GAKV5	1.440%	25,000,000.00	9/27/2019	9/27/2019	1.970	9/27/2016	4,000.00	25,000,000.00	1.44	1.301	24,720,250.00
FHLB 1.375 9-13-19	313380FB8	1.375%	20,000,000.00	9/13/2019		1.932	9/27/2016	13,750.00	20,152,493.61	0	0.978	19,939,600.00
FHLB 1.0 9-26-19	3130A9EP2	1.000%	20,000,000.00	9/26/2019		1.974	9/28/2016	2,777.78	20,011,650.54	0	0.970	19,792,200.00
FHLB 1.375 9-13-19	313380FB8	1.375%	20,000,000.00	9/13/2019		1.932	9/29/2016	13,750.00	20,144,053.72	0	1.000	19,939,600.00
FHLB 1.375 9-11-20	313380WG8	1.375%	20,000,000.00	9/11/2020		2.897	10/13/2016	15,277.78	20,065,268.17	0	1.261	19,799,600.00
FHLMC 1.375 5-1-20	3137EADR7	1.375%	20,000,000.00	5/1/2020		2.536	10/24/2016	114,583.33	20,121,801.72	0	1.134	19,890,800.00
FHLB 4.125 3-13-20	3133XXP50	4.125%	12,000,000.00	3/13/2020		2.358	10/25/2016	24,750.00	12,852,155.91	0	1.163	12,718,200.00
FNMA 1.5 6-22-20	3135G0D75	1.500%	10,000,000.00	6/22/2020		2.673	10/25/2016	41,250.00	10,094,381.45	0	1.146	9,972,000.00
FHLB 2.375 12-13-19	3130A0JR2	2.375%	25,000,000.00	12/13/2019		2.146	2/8/2017	178,125.00	25,500,369.95	0	1.445	25,425,500.00
FHLB 2.375 12-13-19	3130A0JR2	2.375%	25,000,000.00	12/13/2019		2.146	2/8/2017	178,125.00	25,498,820.80	0	1.448	25,425,500.00
FHLB 2.4 8-13-20 1xc	3130AAQT8	2.400%	25,000,000.00	8/13/2020	6/13/2018	0.691	2/13/2017	80,000.00	25,177,940.35	1.377	2.000	25,046,250.00
FHLB 2.375 8-13-20 1	3130AAQP6	2.375%	25,000,000.00	8/13/2020	6/13/2018	0.694	2/13/2017	79,166.67	25,178,801.83	1.348	1.974	25,144,000.00
FFCB 1.75 2-16-21	3133EG7F6	1.750%	25,000,000.00	2/16/2021		3.288	2/16/2017	54,687.50	24,996,748.39	0	1.754	25,006,000.00
FHLMC 2.375 5-22-20	3134GA3D4	2.375%	25,000,000.00	5/22/2020	5/22/2018	0.633	2/22/2017	212,760.42	25,176,530.85	1.268	1.938	25,118,750.00
FHLMC 2.44 8-24-20 1	3134GA5S9	2.440%	25,000,000.00	8/24/2020	5/24/2018	0.639	2/24/2017	62,694.44	25,174,946.68	1.351	2.040	25,002,500.00
Subtotal Agency Notes		1.503%	913,000,000.00	4/21/2019		1.758		3,367,285.62	918,514,087.97		1.251	912,670,129.09
Municipal Bonds												
NYSFAC 1.236 11-15-1	64985HJA6	1.236%	1,405,000.00	11/15/2017		0.125	11/15/2012	6,560.41	1,405,000.00	0	1.236	1,404,943.80
HAR 3.75 10-1-17	414005RK6	3.750%	2,000,000.00	10/1/2017		0.003	12/12/2012	37,500.00	2,000,000.00	0	1.024	2,000,000.00
MLW 5.33 12-1-17	602245UH3	5.330%	2,000,000.00	12/1/2017		0.170	12/17/2012	35,533.33	2,013,367.93	0	1.200	2,012,460.00
NYC 4.053 10-1-17	64966HMS6	4.053%	1,250,000.00	10/1/2017		0.003	12/19/2012	25,331.25	1,250,000.00	0	1.200	1,250,000.00
NYC 5.29 10-1-17	64966GTX0	5.290%	1,850,000.00	10/1/2017		0.003	12/21/2012	48,932.50	1,850,000.00	0	1.220	1,850,000.00
HON 3.424 12-1-17	438670WB3	3.424%	1,870,000.00	12/1/2017		0.170	4/26/2013	21,342.93	1,877,134.16	0	1.080	1,876,096.20
RALGEN 1.2 3-1-18	751100HW1	1.200%	1,000,000.00	3/1/2018		0.416	5/16/2013	1,000.00	1,000,000.00	0	1.200	998,360.00
MNFSCD 4.0 2-15-18	564386HV5	4.000%	1,000,000.00	2/15/2018		0.378	5/30/2013	5,111.11	1,010,311.19	0	1.151	1,009,980.00
CYTWTR 1.5 5-1-18	184126YT1	1.500%	10,000,000.00	5/1/2018		0.582	6/27/2013	62,500.00	10,000,000.00	0	1.500	9,997,000.00
POR 1.618 2-1-18	73723RSJ3	1.618%	1,320,000.00	2/1/2018		0.339	6/27/2013	3,559.60	1,318,813.65	0	1.900	1,320,633.60
MLW 2.18 2-1-18	602366SC1	2.180%	8,000,00									

Description	CUSIP	Coupon	Par Value	Maturity Date	Call Date Avg Life	Mod DTW	Purchase Date	Accrued Interest	Book Value	YTC	Current Yield	Market Value
TNS 1.15 5-1-18	880541TX5	1.150%	1,500,000.00	5/1/2018	0.583	10/18/2013	7,187.50	1,492,916.90	0	2.000	1,499,295.00	
PAL 5.898 6-1-19 sin	696497TR7	5.898%	685,000.00	6/1/2019	1.210	4/29/2014	13,467.10	721,573.08	0	2.471	707,810.50	
HARWTR 1.229 10-1-17	4140185J6	1.229%	2,005,000.00	10/1/2017	0.003	6/4/2014	12,320.73	2,005,000.00	0	1.229	2,005,000.00	
TXS 3.203 4-1-19	882722VF5	3.203%	3,000,000.00	4/1/2019	1.457	10/28/2014	48,045.00	3,058,634.95	0	1.840	3,074,280.00	
LLEXUTL 5.0 9-1-19	528902JY6	5.000%	1,005,000.00	9/1/2019	1.850	11/18/2014	4,187.49	1,055,946.01	0	2.201	1,062,144.30	
TUCWTR 1.48 7-1-18	8987968N0	1.480%	1,160,000.00	7/1/2018	0.749	11/19/2014	4,292.00	1,158,564.50	0	1.650	1,160,406.00	
LVNSCD 2.165 11-1-18	518021VD9	2.165%	2,190,000.00	11/1/2018	1.070	11/21/2014	19,755.63	2,198,326.43	0	1.800	2,194,949.40	
PATSCD 1.765 8-1-18	697379UB9	1.765%	2,750,000.00	8/1/2018	0.832	10/20/2015	8,089.58	2,760,382.96	0	1.300	2,757,865.00	
COO 2.28 11-15-19	213185JL6	2.280%	1,850,000.00	11/15/2019	2.070	1/23/2015	15,934.67	1,861,164.20	0	1.980	1,845,171.50	
CTS 1.422 3-15-18	20772JZJ4	1.422%	1,000,000.00	3/15/2018	0.454	3/25/2015	632.00	1,000,000.00	0	1.422	999,470.00	
CTS 2.294 3-15-20	20772JZL9	2.294%	1,085,000.00	3/15/2020	2.403	4/21/2015	1,106.22	1,096,566.79	0	1.838	1,082,233.25	
WIL 1.588 2-15-19	969887S33	1.588%	2,500,000.00	2/15/2019	1.363	4/23/2015	5,072.78	2,500,000.00	0	1.588	2,502,050.00	
COOHGR 2.125 12-1-19	216129DS2	2.125%	1,000,000.00	12/1/2019	2.118	4/27/2015	7,083.33	1,006,729.21	0	1.800	1,002,140.00	
TUCWTR 1.48 7-1-18	8987968N0	1.480%	2,350,000.00	7/1/2018	0.749	4/30/2015	8,695.00	2,353,892.26	0	1.254	2,350,822.50	
SBDHGR 2.136 8-1-18	796720JH4	2.136%	1,525,000.00	8/1/2018	0.831	7/1/2015	5,429.00	1,532,244.09	0	1.550	1,530,749.25	
METGEN 1.3 9-1-18	591852UX4	1.300%	5,000,000.00	9/1/2018	0.916	7/10/2015	5,416.67	5,002,232.72	0	1.250	4,990,700.00	
CTS 1.696 10-15-18	20772JLK5	1.696%	1,000,000.00	10/15/2018	1.029	7/16/2015	7,820.44	1,000,963.21	0	1.600	1,000,520.00	
BROUTL 1.6 10-1-17	115117JM6	1.600%	6,540,000.00	10/1/2017	0.003	7/24/2015	52,320.00	6,540,000.00	0	1.050	6,540,000.00	
CINWTR 1.955 12-1-19	172311JZ6	1.955%	4,380,000.00	12/1/2019	2.122	8/12/2015	28,543.00	4,393,136.19	0	1.811	4,400,498.40	
CINWTR 1.497 12-1-18	172311JY9	1.497%	5,600,000.00	12/1/2018	1.158	8/12/2015	27,944.00	5,602,332.36	0	1.460	5,618,088.00	
CTS 2.25 8-1-19	20772JL42	2.250%	1,000,000.00	8/1/2019	1.803	8/19/2015	3,750.00	1,003,676.12	0	2.040	1,006,820.00	
PTMTRN 2.12 9-1-19	73474TAE0	2.120%	6,690,000.00	9/1/2019	1.888	8/26/2015	11,819.00	6,717,026.98	0	1.900	6,732,080.10	
LXSCSD 4.9 2-1-18	529063NG0	4.900%	2,230,000.00	2/1/2018	0.339	9/4/2015	18,211.67	2,257,714.61	0	1.120	2,257,272.90	
CHAPWR 2.3 9-1-20	162393EY4	2.300%	1,000,000.00	9/1/2020	2.836	10/20/2015	1,916.66	1,011,934.06	0	1.870	1,009,920.00	
TXS 1.091 10-1-18	882723A25	1.091%	5,000,000.00	10/1/2018	0.995	10/29/2015	27,275.00	5,000,000.00	0	1.091	4,975,600.00	
AZSWTR 1.413 10-1-17	040688NL3	1.413%	2,200,000.00	10/1/2017	0.003	1/25/2016	15,543.00	2,200,000.00	0	0.920	2,200,000.00	
MSS 0.997 11-1-17	605581GJ0	0.997%	2,000,000.00	11/1/2017	0.088	1/25/2016	8,308.33	2,000,076.74	0	0.951	1,999,740.00	
AZSWTR 1.837 10-1-18	040688MF7	1.837%	1,865,000.00	10/1/2018	0.989	1/25/2016	17,130.03	1,876,650.40	0	1.200	1,871,396.95	
ACASCD 1.427 8-1-18	004284A88	1.427%	4,000,000.00	8/1/2018	0.833	2/2/2016	9,513.33	4,008,411.35	0	1.170	3,997,760.00	
MIS 2.6 5-15-19	5946107V3	2.600%	1,000,000.00	5/15/2019	1.587	2/5/2016	9,822.22	1,019,277.26	0	1.380	1,015,470.00	
NYC 5.29 10-1-17	64966GTX0	5.290%	1,000,000.00	10/1/2017	0.003	2/23/2016	26,450.00	1,000,000.00	0	0.900	1,000,000.00	
NYC 2.15 6-1-20	64966LN56	2.150%	1,425,000.00	6/1/2020	2.591	3/1/2016	10,212.51	1,443,608.28	0	1.640	1,433,564.25	
RIVHGR 2.345 8-1-19	76886PFA6	2.345%	1,125,000.00	8/1/2019	1.802	3/7/2016	4,396.88	1,141,896.50	0	1.500	1,136,205.00	
MIS 2.125 5-15-18	5946107U5	2.125%	2,600,000.00	5/15/2018	0.620	3/11/2016	20,872.22	2,615,810.93	0	1.130	2,610,972.00	
RIC 1.81 7-15-18	76541VKD8	1.810%	3,000,000.00	7/15/2018	0.787	3/22/2016	11,463.33	3,015,329.55	0	1.150	3,007,950.00	
ENEPWR 1.375 7-1-18	29270CL86	1.375%	1,575,000.00	7/1/2018	0.749	3/28/2016	5,414.05	1,577,025.11	0	1.200	1,572,936.75	
MIS 6.85 11-1-19 sin	5946103R6	6.850%	1,000,000.00	11/1/2019	1.498	3/29/2016	28,541.67	1,092,734.68	0	2.189	1,079,790.00	
MSS 1.09 10-1-17	605581FX0	1.090%	2,400,000.00	10/1/2017	0.003	4/8/2016	13,080.00	2,400,000.00	0	0.840	2,400,000.00	
COLSCD 1.091 12-1-17	1995073P7	1.091%	1,000,000.00	12/1/2017	0.170	5/12/2016	3,636.67	1,000,396.85	0	0.851	999,500.00	
RSMSCD 5.0 2-1-18	777594XB3	5.000%	4,170,000.00	2/1/2018	0.339	6/17/2016	34,750.00	4,227,583.76	0	0.820	4,220,123.40	
WAS 3.95 2-1-20	93974CXE5	3.950%	1,000,000.00	2/1/2020	2.245	6/24/2016	6,583.33	1,058,972.17	0	1.350	1,050,040.00	
CLN 4.0 2-15-18	194740EA0	4.000%	2,160,000.00	2/15/2018	0.378	6/29/2016	11,040.00	2,185,663.03	0	0.780	2,181,060.00	
ENEPWR 2.653 7-1-20	29270CYN9	2.653%	1,500,000.00	7/1/2020	2.658	7/1/2016	9,948.75	1,550,055.55	0	1.400	1,526,130.00	
DALUTL 0.985 10-1-18	23542JBD6	0.985%	10,000,000.00	10/1/2018	0.995	7/7/2016	49,250.00	10,000,000.00	0	0.985	9,939,800.00	
ARLSCD 1.393 2-15-20	0418262C1	1.393%	3,000,000.00	2/15/2020	2.341	7/26/2016	5,339.83	3,000,000.00	0	1.393	2,958,000.00	
ARLSCD 1.152 2-15-19	0418262B3	1.152%	1,000,000.00	2/15/2019	1.366	7/26/2016	1,472.00	1,000,000.00	0	1.152	993,610.00	
CAS 6.2 3-1-19	13063BFU1	6.200%	4,340,000.00	3/1/2019	1.377	8/19/2016	22,423.33	4,644,859.04	0	1.150	4,611,510.40	
HON 1.259 11-1-17	438670P47	1.259%	1,770,000.00	11/1/2017	0.088	9/2/2016	9,285.13	1,770,675.28	0	0.800	1,769,876.10	
STNPPWR 2.178 7-1-19	84247PHU8	2.178%	1,400,000.00	7/1/2019	1.721	9/2/2016	7,623.00	1,422,266.73	0	1.250	1,408,750.00	
HON 1.259 11-1-17	438670P47	1.259%	8,100,000.00	11/1/2017	0.088	9/9/2016	42,491.25	8,103,089.42	0	0.801	8,099,433.00	
CTS 2.534 4-15-20	20772JEK4	2.534%	1,650,000.00	4/15/2020	2.451	9/20/2016	19,279.52	1,696,175.29	0	1.400	1,654,917.00	
MIS 4.3 4-15-20	5946106Y8	4.300%	1,500,000.00	4/15/2020	2.396	10/3/2016	29,741.67	1,609,259.41	0	1.350	1,594,680.00	
ENEPWR 1.793 7-1-18	29270CZA6	1.793%	1,200,000.00	7/1/2018	0.748	10/19/2016	5,379.00	1,206,601.09	0	1.050	1,202,124.00	
CTS 2.534 4-15-20	20772JEK4	2.534%	1,000,000.00	4/15/2020	2.451	10/24/2016	11,684.56	1,026,722.00	0	1.450	1,002,980.00	
VVYHGR 1.676 8-1-20	92603PEQ1	1.676%	1,445,000.00	8/1/2020	2.775	10/31/2016	4,036.37	1,449,975.27	0	1.550	1,434,263.65	
ANAHSG 1.565 10-1-20	032556CA8	1.565%	2,915,000.00	10/1/2020	2.924	11/1/2016	22,809.88	2,903,611.77	0	1.700	2,855,971.25	
CAS 6.2 10-1-19	13063A7G3	6.200%	1,000,000.00	10/1/2019	1.866	11/3/2016	31,000.00	1,093,817.59	0	1.397	1,086,490.00	
CAS 1.25 11-1-17	13063CPN4	1.250%	4,860,000.00	11/1/2017	0.088	11/4/2016	25,312.50	4,861,618.17	0	0.850	4,860,000.00	
NYC 2.15 6-1-20	64966LN56	2.150%	1,000,000.00	6/1/2020	2.592	11/14/2016	7,166.67	1,015,766.34	0	1.540	1,006,010.00	
PTMTRN 2.737 9-1-21	73474TAG5	2.737%	1,400,000.00	9/1/2021	3.738	11/22/2016	3,193.17	1,430,409.96	0	2.150	1,431,402.00	
ENEPWR 2.653 7-1-20	29270CYN9	2.653%	1,190,000.00	7/1/2020	2.657	12/13/2016	7,892.68	1,208,925.10	0	2.050	1,210,729.80	
NYC 2.0 8-1-18	64966K2M4	2.000%	1,000,000.00	8/1/2018	0.831	12/6/2016	3,333.33	1,004,510.88	0	1.450	1,004,630.00	
DALUTL 0.985 10-1-18	23542JBD6	0.985%	1,130,000.00	10/1/2018	0.995	12/13/2016	5,565.25	1,127,041.47	0	1.250	1,123,197.40	
NYC 2.0 12-1-19	64966MGF0	2.000%	2,500,000.00	12/1/2019	2.123	12/20/2016	16,666.67	2,514,190.93	0	1.730	2,509,850.00	
LAS 1.26 8-1-18	546415Z37	1.260%	2,000,000.00	8/1/2018	0.833	12/20/2016	4,200.00	1,996,052.17	0	1.500	1,996,800.00	
LOS 1.21 9-1-18	544351KM0	1.210%	5,435,000.00	9/1/2018	0.916	12/21/2016	5,480.29	5,430,174.89	0	1.308	5,417,064.50	
HOF 1.5 12-1-17	434452KD9	1.500%	1,665,000.00	12/1/2017	0.170	1/27/2017	8,325.00	1,666,382.17	0	1.000	1,665,033.30	
CHE 2.129 5-15-20	165573C38	2.129%	1,500,000.00	5/15/2020	2.548	2/3/2017	12,064.33	1,512,528.86	0	1.800	1,511,715.00	
DALUTL 2.21 10-1-20	2354167C2	2.210%	2,400,000.00	10/1/2020	2.891	2/7/2017	26,520.00	2,414,514.00	0	2.000	2,416,104.00	
OKSWTR 2.444 4-1-20	67919PLJ0	2.444%	1,140,000.00	4/1/2020	2.415	2/7/2017	13,930.80	1,158,083.08	0	1.790	1,159,311.60	
AUSPWR 1.704 11-15-11	052414PW3	1.704%	1,035,000.00	11/15/2018	1.112	2/22/2017	6,662.64	1,037,334.73	0	1.500	1,037,111.40	
TNS 2.676 8-1-18	880541QN0	2.676%	3,000,000.00	8/1/2018	0.830	2/27/2017	13,380.00	3,037,454.63	0	1.171	3,033,990.00	
ORS 4.261 8-1-18	68608KZR2	4.261%	4,960,000.00	8/1/2018	0.826	3/27/2017	35,224.27	5,082,590.33	0	1.261	5,071,104.00	
MIS 2.125 5-15-18	5946107U5	2.125%	2,375,000.00	5								

Description	CUSIP	Coupon	Par Value	Maturity Date	Call Date Avg Life	Mod DTW	Purchase Date	Accrued Interest	Book Value	YTC	Current Yield	Market Value
ENEPWR 2.117 7-1-20	29270CL52	2.117%	1,000,000.00	7/1/2020		2.676	3/31/2017	5,292.50	1,004,417.14	0	1.950	1,003,180.00
ORL 2.1 12-1-21	686356PN0	2.100%	6,325,000.00	12/1/2021		3.986	4/6/2017	44,275.00	6,277,617.67	0	2.290	6,274,400.00
SMCHGR 1.382 8-1-18	802385PU2	1.382%	1,000,000.00	8/1/2018		0.833	4/13/2017	6,449.33	1,000,000.00	0	1.382	998,010.00
SMCHGR 1.632 8-1-19	802385PV0	1.632%	1,000,000.00	8/1/2019		1.812	4/13/2017	7,616.00	1,000,000.00	0	1.632	997,020.00
NYSENV 2.138 6-15-21	64986DED3	2.138%	10,000,000.00	6/15/2021		3.563	4/13/2017	62,952.22	10,000,000.00	0	2.138	10,009,100.00
TXS 2.762 8-1-20	882723FM6	2.762%	1,350,000.00	8/1/2020		2.737	4/18/2017	6,214.51	1,386,337.60	0	1.780	1,383,858.00
MSS 1.464 12-1-18	605581HE0	1.464%	1,000,000.00	12/1/2018		1.151	4/18/2017	11,346.00	1,001,075.55	0	1.368	999,860.00
ALD 2.0 4-26-18	018213KC1	2.000%	9,365,000.00	4/26/2018		0.567	4/26/2017	80,643.06	9,401,977.50	0	1.300	9,397,964.80
UNNGEN 3.65 10-15-18	906351AG6	3.650%	1,015,000.00	10/15/2018		1.015	4/28/2017	17,083.02	1,038,981.12	0	1.350	1,036,294.70
DNNSCD 2.25 8-15-19	249002AR7	2.250%	1,000,000.00	8/15/2019		1.842	6/9/2017	2,875.00	1,013,026.08	0	1.540	1,011,430.00
LNN 1.7 6-1-20	535783JH8	1.700%	1,660,000.00	6/1/2020		2.609	6/22/2017	7,760.50	1,660,000.00	0	1.700	1,651,119.00
LNN 1.45 6-1-19	535783JG0	1.450%	1,210,000.00	6/1/2019		1.649	6/22/2017	4,824.88	1,210,000.00	0	1.450	1,205,740.80
WIN 1.5 6-1-19	975673DS0	1.500%	1,970,000.00	6/1/2019		1.650	7/12/2017	6,484.58	1,968,172.16	0	1.557	1,964,996.20
ORL 2.0 12-1-21	686356NY8	2.000%	2,020,000.00	12/1/2021		3.994	7/12/2017	13,466.67	2,000,043.07	0	2.250	1,989,538.40
NYSENV 1.658 6-15-19	64986DEB7	1.658%	1,000,000.00	6/15/2019		1.684	7/25/2017	4,881.89	1,002,600.47	0	1.502	1,000,240.00
FRE 1.54 8-1-19	355694Y95	1.540%	2,500,000.00	8/1/2019		1.813	8/7/2017	6,416.67	2,501,779.41	0	1.500	2,482,200.00
UTS 3.289 7-1-20 BAB	917542QT2	3.289%	1,120,000.00	7/1/2020		2.637	8/9/2017	9,209.20	1,167,544.32	0	1.700	1,162,100.80
HIL 2.0 3-1-19	432841SA3	2.000%	1,050,000.00	3/1/2019		1.405	9/28/2017	175.00	1,056,599.67	0	1.551	1,055,334.00
TUCWTR 1.809 7-1-19	8987968P5	1.809%	1,000,000.00	7/1/2019		1.726	9/28/2017	4,522.50	1,002,372.48	0	1.671	1,000,970.00
Subtotal Municipal Bonds		2.182%	265,515,000.00	1/3/2019		1.232		1,734,232.96	267,249,146.53		1.452	266,719,772.10
Money Market Mutual Funds												
CHASE MONEY MARKET F		0.010%	0.00	10/1/2017		0.000	2/1/2008	0.00	0.00	0	0.010	0.00
TexStar960 Cash Rese		1.038%	160,627,240.59	10/1/2017		0.003	7/1/2011	26.41	160,627,240.59	0	1.038	160,627,240.59
Subtotal Money Market Mutual Funds		1.038%	160,627,240.59	10/1/2017		0.003		26.41	160,627,240.59		1.038	160,627,240.59
TOTAL FUND 9900		1.609%	3,502,482,471.26	3/5/2019		1.387		15,597,504.51	3,517,348,798.95		1.265	3,508,635,224.31

**INVESTMENT BY SECTOR AND MATURITY - TAX EXEMPT FUND 9901
AS OF SEPTEMBER 30, 2017**

Description	Coupon	Par Value	Maturity Date	Call Date	Mod DTW	Purchase Date	Accrued Interest	Book Value	YTC	Current Yield	Market Value
Municipal Bonds											
HORSCD 5.0 3-1-19	440673A76	5.000%	1,000,000.00	3/1/2019	1.384	4/4/2016	4,166.67	1,056,848.56	0	0.920	1,055,320.00
DAN 3.0 6-1-19	2360917D0	3.000%	1,500,000.00	6/1/2019	1.627	9/28/2016	15,000.00	1,551,759.44	0	0.901	1,548,030.00
Subtotal Municipal Bonds	3.800%	2,500,000.00	4/24/2019		1.528		19,166.67	2,608,608.00		0.909	2,603,350.00
TOTAL FUND 9901	3.800%	2,500,000.00	4/24/2019		1.53		19,166.67	2,608,608.00		0.91	2,603,350.00

**INVESTMENT BY SECTOR AND MATURITY - HOUSING DEPARTMENT SECTION 108 FUND 9902
AS OF SEPTEMBER 30, 2017**

Description	Coupon	Par Value	Maturity Date	Call Date	Mod DTW	Purchase Date	Accrued Interest	Book Value	YTC	Current Yield	Market Value
Treasury Bills											
B 1.115 1-4-18	912796LC1	1.115%	3,600,000.00	1/4/2018	0.263	7/7/2017	0.00	3,589,339.60	0	1.121	3,590,381.25
B 1.095 2-15-18	912796NS4	1.095%	3,500,000.00	2/15/2018	0.378	8/17/2017	0.00	3,485,327.87	0	1.101	3,485,823.48
Subtotal Treasury Bills	1.105%	7,100,000.00	1/24/2018		0.319		0.00	7,074,667.47		1.111	7,076,204.73
TOTAL FUND 9902	1.105%	7,100,000.00	1/24/2018		0.319		0.00	7,074,667.47		1.111	7,076,204.73
GRAND TOTALS	1.610%	3,512,082,471.26	2/4/2019		1.322		15,616,671.18	3,527,032,074.42		0.013	3,518,314,779.04