

CITY OF HOUSTON

MAYOR'S OFFICE

of

BUSINESS OPPORTUNITY

Small, Minority, Women, and Disadvantaged Business Enterprise Awards Report

FY2013 (YTD)

Jul 1, 2012 –March 31, 2013



Carlecia D. Wright
Director



Table of Contents

<u>S/MWDBE Awards Summary</u>	3-4
<u>Citywide Summary</u>	
Citywide Dollars Awarded	5
Year to date Participation Citywide	5
Citywide SMWDBE Awards by Certification Type	6
Citywide SMWDBE Awards by Contractor Type	6
Citywide SMWDBE Awards by Ethnicity and Contract Type	6
Citywide SMWDBE Awards by Ethnicity	6
Citywide Awards Summary by Department	7
 <u>S/MWDBE Awards by Department</u>	
 Administration Departments	
Administration and Regulatory Affairs	9
Finance Department	10
Human Resources	11
Information Technology	12
Legal Department	13
Mayors Office	14
Office of Business Opportunity	15
 Public Safety Departments	
Houston Emergency Center	16
Houston Fire Department	17
Houston Police Department	18
Municipal Courts Department	19
 Development and Maintenance Departments	
Fleet Management Department	20
General Services Department	21
Houston Airport System	22
Planning Department	23
Public Works and Engineering	24
Solid Waste Management	25
 Human and Cultural Services	
Department of Neighborhoods	26
Health and Human Services	27
Housing and Community Development	28
Houston Public Library	29
Parks and Recreation Department	30
 Appendixes	
APPENDIX A: Citywide Exempt Contracts	32-33
APPENDIX B: Contracts by Council District	34
APPENDIX C: Ratings on Closed Construction Contracts	35





Background

In furtherance of Mayor Annise Parker's commitment to ensuring the success of small, minority and women-owned business enterprises (SMWDBEs), the Office of Business Opportunity (OBO) is charged with creating a competitive and diverse business environment in the City of Houston by promoting the growth and success of these historically underutilized businesses through their meaningful participation in the government procurement process. This progress is measured, in part, by monitoring the extent of these groups' participation on City contracts.

In compliance with Chapter 15, Article V of the City Code of Ordinances, this report details the progress city departments have made in attaining the utilization goals established for the City's SMWDBE program. In addition, for the purpose of reporting all certified firms awarded contracts managed by the City, this report also includes the amount awarded to certified Disadvantaged Business Enterprises (DBE) who participated in United States Department of Transportation funded contracts.

S/MWDBE Awards Summary

Year to date FY2013, the City of Houston awarded \$658,843,619 to firms for construction, professional services, and purchasing agreements. However from this amount, \$89,914,071 were exempt contracts and \$24,941,153 were non-goal oriented contracts. Neither of these contract types require the utilization of certified firms, therefore the total dollar amount awarded on goal-oriented contracts was \$543,988,394. From this amount, \$130,607,076 was awarded to certified small, minority, women and disadvantaged business enterprises, which amounts to a utilization rate of 24.0%.

When SMWDBE awards are analyzed by **ethnicity**, Hispanic-owned certified firms received 31.3% (\$40,818,836) of the total amount awarded. Certified Black-owned firms were awarded 19.8% (\$25,837,863). Asian-owned certified firms represented 19.9% (\$26,032,093) of dollars awarded. "Other Ethnicity" owned certified firms were awarded 14.3% (\$18,655,193). Typically the "Other Ethnicity" category includes participants of the SBE program. This category includes white males as well as all other non-minority classifications. Caucasian-Women owned certified firms were awarded 11.7% (\$15,237,349). Native American-owned certified firms earned 3.1% (\$4,025,742) of all dollars awarded. The total number of awards to certified firms was 4,029. The following represents the number of awards by ethnicity: Hispanics – 914, Blacks – 946, Caucasian Women – 843, Asians – 1,062, Other Ethnicities – 120 and Native Americans – 144.

When SMWDBE awards are analyzed by **contract type**, certified SMWDBE firms were awarded \$66,823,524 for construction, which is 27.0% of the total amount of \$247,211,830 awarded in all city-related construction projects. A total of \$34,341,931 was awarded to certified firms for professional services, which is 41.0% of all professional services contracts awarded citywide. A total of \$29,441,622 was awarded to certified firms on purchasing projects, which is 13.8% of all purchasing amounts awarded citywide.

Availability of Certified Firms

As stated above, the awards for exempt contracts totals \$89,914,071. This amount includes contracts valued at \$59,534,101 that were either approved by OBO for a goal waiver or whose goals were waived pursuant to the terms of an intergovernmental agreement. From this amount, OBO approved six contracting department's request to waive the goal on a contracts due to the unavailability of certified firms which include the following: an aerial, ground ladder and testing services contract for \$244,941; a maintenance agreement of IT related contract of \$1,322,166; a contract for the purchase of surface materials for playgrounds for \$425,097 and surface materials for playgrounds and jogging trails for \$256,669 for Parks Department; construction related consulting for HAS projects totaling \$220,000, and retaining a law firm to provide construction related legal services for \$275,000. Please see page 32-33 for more details.

In addition, OBO granted contracting departments request to reduce the goal for four contracts with limited certified firms available. Two contracts involved for fire and security alarm system maintenance and testing and monitoring services, which totals \$6,175,400. There was one other contract with a reduced goal due to limited certified firms available for moving and storage of household goods for the Housing and Community Development department, which totals \$222,000. There was also, a contract with scientific products for various departments for \$4,294,287 and one for formal bids received for security badges in the amount of \$80,963.57. These four contracts have reduced goals but are still goal-oriented.





S/MWDBE Certification Types

Small Business Enterprise (SBE) certification is race and gender neutral, and applies only to eligible firms in the construction industry. SBE goals are typically applied only to construction related projects.

Minority Business Enterprise (MBE) certification applies to firms owned and operated by minorities. MBE goals may be applied to any locally funded contract type.

Women Business Enterprise (WBE) certification applies to firms owned and operated by females. WBE goals may be applied to locally funded non-construction related contracts.

Persons with Disabilities Business Enterprise (PDBE) certification applies to eligible firms owned and operated by individuals with an existing medically determined physical or mental impairment of a chronic or permanent character. PDBE utilization may be used to augment citywide goals set by City Council. Most PDBEs have multiple certification types. At the time that a contract is awarded, the prime contractor determines which certification type will be utilized. In most cases, PDBEs are utilized as a MBE or SBE.

Disadvantaged Business Enterprise (DBE) certification is a federal certification and applies to firms owned and operated by economically disadvantaged individuals. DBE goals apply only to U.S. Department of Transportation contracts that receive Federal financial assistance.

S/MWDBE Contract Types and Goals

There are three types of contract and non-contract projects: construction, professional services and purchasing. These projects can either be goal-oriented, which require MWSDBE utilization, or non-goal-oriented, which do not require MWSDBE utilization. The following are goal-oriented contract types and their annual citywide goals set by City Council.

Construction contracts are related to construction projects only. The citywide goal for construction projects is 22%.

Professional Services contracts require a professional license e.g. architect, engineer, attorney, and accountant etc. The citywide goal for professional services contracts is 24%.

Purchasing contracts provide for the supply of goods and non-personal or nonprofessional services. The citywide goal for purchasing contracts is 11%.

The following are subcategories under Purchasing contracts. These are non-goal-oriented contract types and do not have citywide goals set by City Council. Note: the utilization of certified vendors on purchase orders and Pcards augments the citywide goal achievement percentage. Purchase orders and Pcard purchases are included in the "purchasing total" in this report.

- o **Purchase orders:** direct orders for various purchases made from vendors.
- o **Pcard purchases:** direct purchases from vendors using City of Houston purchasing cards

Exempt contracts are non goal-oriented and do not have assigned goals. The following reflects types of exempt contracts:

- o **Emergency Contracts** - Contracts awarded due to an emergency to meet an immediate need.
- o **Sole Source Contracts** - Contracts awarded to meet a need that can only be supplied from a firm that provides specialized and or unique products or services.
- o **Economic Burden** - Contracts that may not be financially feasible to award to a certified firm
- o **Waivers** - Contracts that are approved for a zero percent goal by the Office of Business Opportunity as defined by Chapter 15, Article v, Section 15-83. These contracts do not have MWDBEs available in the market to perform the work or the contract can not be divided to include the use of MWDBE subcontractors.

Non-Goal Oriented Contracts – Construction contracts \$1,000,000 or less and Purchasing contracts \$100,000 or less.





Citywide Dollars Awarded

	A	B	C = A+B	D = B/C
Contract Type	Non S/MWDBE Amount	S/MWDBE Amount	Total Amount Awarded	S/MWDBE %
Construction Total	\$180,388,306	\$66,823,524	\$247,211,830	27.0%
Professional Services Total	\$49,444,055	\$34,341,931	\$83,785,986	41.0%
Purchasing Total	\$183,548,957	\$29,441,622	\$212,990,579	13.8%
Total	\$413,381,318	\$130,607,076	\$543,988,394	24.0%
Exempt/Waiver Contracts	\$84,715,171	\$5,198,900	\$89,914,071	5.8%
Non-Goal Oriented	\$19,471,906	\$5,469,247	\$24,941,153	21.9%
Grand Total	\$517,568,395	\$141,275,223	\$658,843,619	21.4%

- A. Non S/MWDBE Amount**- Dollars awarded to non-certified firms on contract and non-contract projects. Non-certified prime contractors and non-certified subcontractors are both utilized on projects, therefore this category includes prime and subcontractors.
- B. S/MWDBE Amount** - Dollars awarded to certified S/MWDBE firms on contract and non-contract projects. Certified MWDBEs can serve as both prime and subcontractors, therefore prime and subcontractors are both included in this category.
- C. Total Amount Awarded** - Total contract and non-contract dollars awarded to certified and non-certified firms.
- D. S/MWDBE %** - Percentage of the amount awarded to certified firms compared to the total amount awarded to certified and non-certified firms.

Year to Date Participation Citywide

Contract Area	July 2012 - March 2013		
	Total	S/MWDBE	%
Construction - MBE		\$32,713,548	13.2%
Construction - SBE		\$27,008,826	10.9%
Construction - DBE		\$3,450,382	1.4%
Construction - WBE		\$3,650,768	1.5%
Construction - Total	\$247,211,830	\$66,823,524	27.0%
Professional Services - MBE		\$31,674,532	37.8%
Professional Services - SBE		\$222,873	0.3%
Professional Services - DBE		\$470,500	0.6%
Professional Services - WBE		\$1,974,026	2.4%
Professional Services	\$83,785,986	\$34,341,931	41.0%
Purchasing ⁽¹⁾			
Purchasing Contracts - MBE		\$17,999,873	10.0%
Purchasing Contracts - SBE		\$7,700	0.0%
Purchasing Contracts - WBE		\$7,351,640	4.1%
Total Purchasing Contracts	\$179,445,643	\$25,359,213	14.1%
Purchase Orders	\$24,548,509	\$3,634,644	14.8%
PCARD	\$8,996,426	\$447,764	5.0%
Purchasing Total	\$212,990,579	\$29,441,622	13.8%
Total without Exempt Purchases	\$543,988,394	\$130,607,076	24.0%
Exempted Purchases	\$89,914,071	\$5,198,900	5.8%
Non-Goal Oriented Contracts	\$24,941,153	\$5,469,247	21.9%
Total with Exempt Purchases	\$658,843,619	\$141,275,223	21.4%

1) Purchase orders and Pcards have multiple certification types which do not require a designation at the time of purchase.



Citywide S/MWDBE Awards by Certification Type

Ethnicity	DBE	MBE	SBE	WBE	Other	Total Award	Count
Asian	\$555,603	\$24,117,690	\$94,022	\$737,328	\$527,449	\$26,032,093	1,062
Black	\$0	\$23,856,274	\$450,541	\$45,387	\$1,485,661	\$25,837,863	946
Hispanic	\$1,868,387	\$32,282,549	\$6,154,854		\$513,046	\$40,818,836	914
Native American	\$1,304,864	\$2,281,802	\$391,940		\$47,137	\$4,025,742	144
Other Ethnicity			\$18,518,627		\$136,565	\$18,655,193	120
Caucasian Women	\$192,028		\$1,746,518	\$12,450,237	\$848,566	\$15,237,349	843
Total Award	\$3,920,882	\$82,538,315	\$27,356,503	\$13,232,951	\$3,558,425	\$130,607,076	4,029

• Other certification type category reflects firms that have multiple certification types. This category mainly includes Pcards and purchase orders which do not require the certification type designated at the time of purchase.

Citywide S/MWDBE Awards by Contractor Type

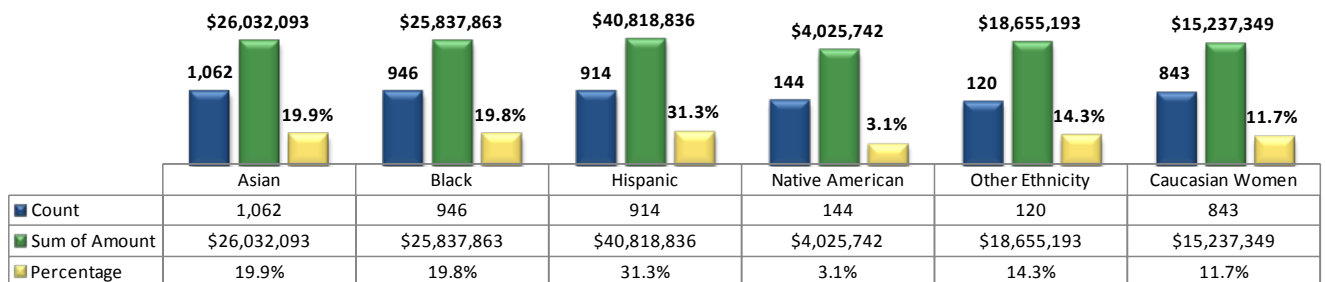
Contract Type	Non S/MWDBE	S/MWDBE	Total Award	Percent
Prime	\$379,716,658	\$42,830,902	\$422,547,560	10.1%
Subcontractor	\$4,202,133	\$83,693,766	\$87,895,899	95.2%
Other contractor type	\$29,462,527	\$4,082,408	\$33,544,935	12.2%
Grand Total	\$413,381,318	\$130,607,076	\$543,988,394	24.0%

• The "other" contractor type reflects Pcards and purchase orders which do not require the contractor type designated .

Citywide S/MWDBE Awards by Ethnicity and Contract Type

Contract Type	Asian	Black	Hispanic	Native American	Other Ethnicity	Caucasian Women	Total Award
Construction	\$6,872,252	\$5,328,843	\$27,686,085	\$3,745,254	\$18,233,670	\$4,957,420	\$66,823,524
Professional Services	\$16,426,799	\$6,964,924	\$8,598,031	\$73,991	\$222,873	\$2,055,312	\$34,341,931
Purchase Orders	\$504,009	\$1,515,906	\$364,024	\$40,959	\$173,691	\$1,036,055	\$3,634,644
Purchasing - Contracts	\$2,160,683	\$11,964,469	\$4,009,683	\$159,361	\$7,700	\$7,057,317	\$25,359,213
Purchasing-Pcards	\$68,349	\$63,721	\$161,013	\$6,178	\$17,259	\$131,244	\$447,764
Total Award	\$26,032,093	\$25,837,863	\$40,818,836	\$4,025,742	\$18,655,193	\$15,237,349	\$130,607,076

Citywide S/MWDBE Awards by Ethnicity



• The count in each chart represents the number of prime and subcontractors awards. The percentage represents the portion of dollars awarded to certified firms compared to the total dollar amount awarded to all certified firms.





FY2013 S/MWDBE Awards by Department July - March ⁽¹⁾							
Department/Division ⁽²⁾	Non-S/MWDBE		S/MWDBE		Total Award		
	A		B		C=A+B		D=B/C
	Count	Amount	Count	Amount	Count	Total	Current Percentage
Administration & Regulatory Affairs	1,036	\$1,859,966	44	\$53,770	1,080	\$1,913,735	2.8%
Conventions and Entertainment	5	\$24,400	1	\$750	6	\$25,150	3.0%
City Council *	323	\$84,535	2	\$368	325	\$84,903	0.4%
City of Houston *	95	\$871,961	9	\$30,426	104	\$902,388	3.4%
City Secretary *	4	\$5,404			4	\$5,404	0.0%
City Controller *	210	\$144,279	1	\$459	211	\$144,738	0.3%
Department of Neighborhoods	178	\$953,317	26	\$3,207,640	204	\$4,160,956	77.1%
Finance Department	90	\$1,994,056	14	\$237,825	104	\$2,231,882	10.7%
Fleet Management Department	1,477	\$4,966,328	17	\$331,591	1,494	\$5,297,920	6.3%
General Government	36	\$159,629			36	\$159,629	0.0%
General Services Department	3,248	\$12,263,834	601	\$4,044,077	3,849	\$16,307,911	24.8%
Houston Airport System	4,375	\$78,901,054	407	\$20,125,391	4,782	\$99,026,445	20.3%
Housing & Community Development	302	\$19,694,454	69	\$4,251,594	371	\$23,946,048	17.8%
Houston Emergency Center	361	\$145,439	4	\$8,670	365	\$154,109	5.6%
Houston Fire Department	1,512	\$5,832,446	53	\$2,940,729	1,565	\$8,773,174	33.5%
Health and Human Services*	1,914	\$1,487,331	30	\$22,928	1,944	\$1,510,259	1.5%
Houston Police Department	2,634	\$15,107,125	171	\$2,165,011	2,805	\$17,272,136	12.5%
Houston Public Library	508	\$358,389	32	\$44,140	540	\$402,529	11.0%
Human Resources	510	\$1,445,618	91	\$266,199	601	\$1,711,817	15.6%
Information Technology	444	\$352,077	19	\$174,057	463	\$526,134	33.1%
Legal Department	1,506	\$538,879	11	\$10,598	1,517	\$549,477	1.9%
Municipal Courts Department	892	\$2,880,177	23	\$519,097	915	\$3,399,274	15.3%
Mayor's Office	685	\$1,611,331	9	\$910,318	694	\$2,521,649	36.1%
Office of Business Opportunity	58	\$14,140	8	\$7,858	66	\$21,998	35.7%
Planning Department	97	\$404,308	7	\$1,427,175	104	\$1,831,483	77.9%
Parks and Recreations Department	3,739	\$4,871,837	56	\$731,155	3,795	\$5,602,992	13.0%
Public Works and Engineering	10,014	\$219,701,486	2,255	\$87,264,026	12,269	\$306,965,512	28.4%
Strategic Purchasing Division	26	\$33,164,940	23	\$1,374,904	49	\$34,539,844	4.0%
Solid Waste Department	543	\$3,542,577	46	\$456,321	589	\$3,998,898	11.4%
Total	36,822	\$413,381,318	4,029	\$130,607,076	40,851	\$543,988,394	24.0%

* Departments denoted with an asterisk only include expenditures for purchase orders and Pcards, which are not goal-oriented and do not require certified firms on each purchase. However, certified firms that were utilized on purchase orders and Pcards are counted toward the purchasing goal.

- (1) Excludes exempt contracts.
- (2) The amounts for Strategic Purchasing, General Government and City of Houston reflect contracts and non-contracts processed for multiple departments and cannot be applied to the certified vendor awards for one department only.
- (3) The Mayor's Office has a contract valued at \$685K with a four percent goal, however the certified firms were not identified at award but are intended to be identified during the course of the contract.



Details by Department

Administration Departments

Administration and Regulatory Affairs	9
Finance Department	10
Human Resources	11
Information Technology	12
Legal Department	13
Mayor's Office	14
Office of Business Opportunity	15

Public Safety Departments

Houston Emergency Center	16
Houston Fire Department	17
Houston Police Department	18
Municipal Courts Department	19

Development and Maintenance Departments

Fleet Management Department	20
General Services Department	21
Houston Airport System	22
Planning Department	23
Public Works and Engineering	24
Solid Waste Management	25

Human and Cultural Services

Department of Neighborhoods	26
Health and Human Services	27
Housing and Community Development	28
Houston Public Library	29
Parks and Recreation Department	30



Administration and Regulatory Affairs

Details by Department


Jul 1, 2012 - Mar 31, 2013

- Year to date in FY2013, the Administration and Regulatory Affairs Department (ARA) awarded \$14,324,849 to certified and non-certified firms. However, from this amount \$98,750 was non-goal oriented. Approximately 12,312,363 were exempt contracts. Out of the remaining \$1,913,735, a total of \$53,770, was awarded to certified firms which amounts to a 2.8% utilization.
- The purchasing total of \$1,913,735 includes: \$1,226,860 purchasing contracts, \$368,488 purchase orders, and \$318,387 in P-card transactions.
- The exempt contracts total of \$12,312,363 includes contracts where a waiver was granted from the Office of Business Opportunity.

FY2013 Dollars Awarded

	A	B	C = A+B	D = B/C
Contract Type	Non S/MWBE Amount	S/MWBE Amount	Total Amount Awarded	S/MWBE %
Construction Total	\$0	\$0	\$0	0.0%
Professional Services Total	\$0	\$0	\$0	0.0%
Purchasing Total	\$1,859,966	\$53,770	\$1,913,735	2.8%
Total	\$1,859,966	\$53,770	\$1,913,735	2.8%
Exempt/Waiver Contracts	\$12,312,363	\$0	\$12,312,363	0.0%
Non-Goal Oriented	\$98,750	\$0	\$98,750	0.0%
Grand Total	\$14,271,079	\$53,769	\$14,324,849	0.4%

FY2013 S/MWBE Awards by Contractor Type

		A	B	C=A/B	
Contract Type		Non S/MWBE	S/MWBE	Total Award	Percent
Prime		\$1,195,320		\$1,195,320	0.0%
Subcontractor			\$31,539	\$31,539	100.0%
Other Contractor Type		\$664,645	\$22,230	\$686,876	3.2%
Total Award		\$1,859,966	\$53,770	\$1,913,735	2.8%

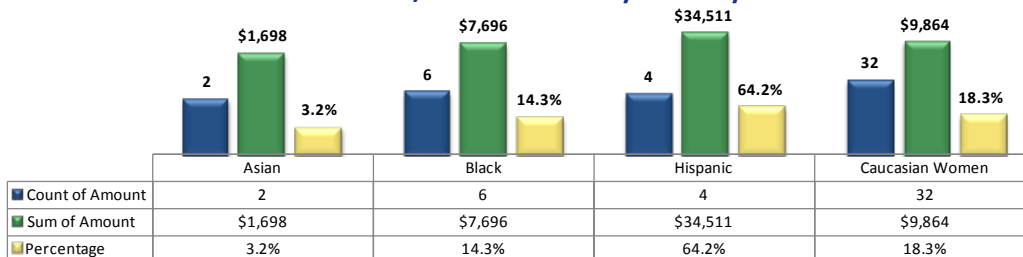
- The "other" contractor type reflects Pcards and purchase orders which do not require the contractor type designated.

FY2013 S/MWDE Awards by Certification Type

Ethnicity	MBE	WBE	Other	Total Award	Count
Asian			\$1,698	\$1,698	2
Black	\$0		\$7,696	\$7,696	6
Hispanic	\$31,539		\$2,972	\$34,511	4
Caucasian Women		\$8,714	\$1,150	\$9,864	32
Total Award	\$31,539	\$8,714	\$13,516	\$53,770	44

- "Other" certification type category reflects firms that have multiple certification types. This category mainly includes Pcards and purchase orders which do not require that certification type be designated at the time of purchase.

FY2013 S/MWBE Awards by Ethnicity



- The count in each chart represents the number of awards. The percentage represents the portion of dollars awarded to certified firms compared to the total dollar amount awarded to all certified firms.

Finance

Details by Department

Jul 1, 2012 - Mar 31, 2013

- Year to date in FY2013, the Finance Department (FIN) awarded \$2,332,784, to certified and non-certified firms. However from this amount \$100,901 was non-goal oriented. Out of the remaining \$2,231,882, a total of \$237,825 was awarded to certified firms which amounts to a 10.7% utilization.
- The purchasing total of \$233,882 includes: \$220,577 purchase orders and \$13,305 in P-card transactions.

FY2013 Dollars Awarded

	A	B	C = A+B	D = B/C
Contract Type	Non S/MWBE Amount	S/MWBE Amount	Total Amount Awarded	S/MWBE %
Construction Total	\$0	\$0	\$0	0.0%
Professional Services Total	\$1,812,800	\$185,200	\$1,998,000	9.3%
Purchasing Total	\$181,256	\$52,625	\$233,882	22.5%
Total	\$1,994,056	\$237,825	\$2,231,882	10.7%
Exempt/Waiver Contracts	\$0	\$0	\$0	0.0%
Non-Goal Oriented	\$100,901	\$0	\$100,901	0.0%
Grand Total	\$2,094,958	\$237,825	\$2,332,784	10.2%

FY2013 S/MWBE Awards by Contractor Type

Contract Type	A	B	C=A/B
Non S/MWBE	S/MWBE	Total Award	Percent
Prime	\$1,812,804	\$1,812,804	0.0%
Subcontractor	\$185,200	\$185,200	100.0%
Other Contractor Type	\$181,253	\$233,878	22.5%
Total Award	\$1,994,056	\$237,825	10.7%

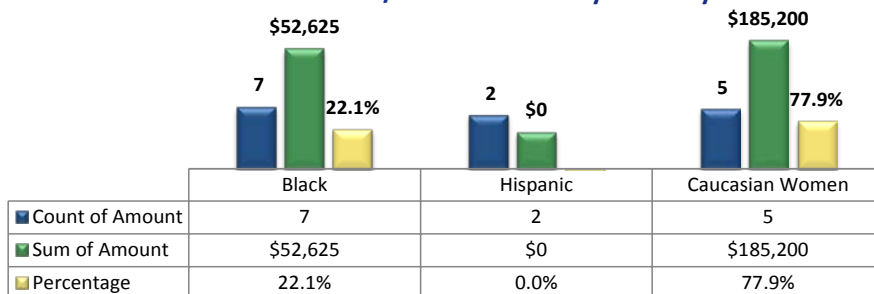
- The "other" contractor type reflects Pcards and purchase orders which do not require the contractor type designated .

FY2013 S/MWBE Awards by Certification Type

Ethnicity	MBE	Other	WBE	Total Award	Count
Black	\$0	\$52,625		\$52,625	7
Hispanic	\$0			\$0	2
Caucasian Women			\$185,200	\$185,200	5
Total Award	\$0	\$52,625	\$185,200	\$237,825	14

- "Other" certification type category reflects firms that have multiple certification types. This category mainly includes Pcards and purchase orders which do not require that certification type be designated at the time of purchase.

FY2013 S/MWBE Awards by Ethnicity



- The count in each chart represents the number of awards. The percentage represents the portion of dollars awarded to certified firms compared to the total dollar amount awarded to all certified firms.

Human Resources

Details by Department

Jul 1, 2012 - Mar31, 2013

- Year to date in FY2013, the Human Resources Department (HR) awarded \$1,711,817 to certified and non-certified firms. Out of \$1,711,817, a total of \$266,199 was awarded to certified firms which amounts to a 15.6% utilization.
- The purchasing total of \$1,711,817 includes: \$323,328 purchase orders, \$1,256,832 purchasing contracts, and \$131,657 P-cards.

FY2013 Dollars Awarded

	A	B	C = A+B	D = B/C
Contract Type	Non S/MWBE Amount	S/MWBE Amount	Total Amount Awarded	S/MWBE %
Construction Total	\$0	\$0	\$0	0.0%
Professional Services Total	\$0	\$0	\$0	0.0%
Purchasing Total	\$1,445,618	\$266,199	\$1,711,817	15.6%
Total	\$1,445,618	\$266,199	\$1,711,817	15.6%
Exempt/Waiver Contracts	\$0	\$0	\$0	0.0%
Non-Goal Oriented	\$0	\$0	\$0	0.0%
Grand Total	\$1,445,618	\$266,199	\$1,711,817	15.6%

FY2013 S/MWBE Awards by Contractor Type

	A	B	C=A/B
Contract Type	Non S/MWBE	S/MWBE	Total Award
Prime	\$1,068,307	\$1,068,307	0.0%
Subcontractor	\$188,525	\$188,525	100.0%
Other Contractor Type	\$377,311	\$77,674	\$454,985
Total Award	\$1,445,618	\$266,199	\$1,711,817

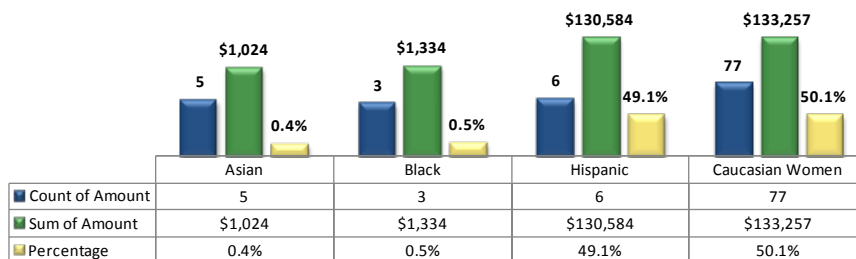
- The "other" contractor type reflects Pcards and purchase orders which do not require the contractor type designated .

FY2013 S/MWBE Awards by Certification Type

Ethnicity	MBE	Other	WBE	Total Award	Count
Asian		\$1,024		\$1,024	5
Black		\$1,334		\$1,334	3
Hispanic	\$125,683	\$4,901		\$130,584	6
Caucasian Women		\$70,415	\$62,842	\$133,257	77
Total Award	\$125,683	\$77,674	\$62,842	\$266,199	91

- "Other" certification type category reflects firms that have multiple certification types. This category mainly includes Pcards and purchase orders which do not require that certification type be designated at the time of purchase.

FY2013 S/MWBE Awards by Ethnicity



- The count in each chart represents the number of awards. The percentage represents the portion of dollars awarded to certified firms compared to the total dollar amount awarded to all certified firms.

Information Technology

Details by Department


Jul 1, 2012 - Mar 31, 2013

- Year to date in FY2013, the Information Technology Department (ITD) awarded \$8,885,948 to certified and non-certified firms. Approximately \$8,359,814 were exempt contracts, therefore out of the remaining total of \$526,134, a total of \$174,057 was awarded to certified firms which amounts to a 33.1% utilization.
- The purchasing total of \$526,134 includes: \$376,461 purchase orders, and \$149,673 P-cards.
- The exempt contracts total of \$8,359,814 includes contracts worth \$3,121,399 where a waiver was granted from the Office of Business Opportunity and \$5,238,415 exempt contracts without waivers.

FY2013 Dollars Awarded

	A	B	C = A+B	D = B/C
Contract Type	Non S/MWBE Amount	S/MWBE Amount	Total Amount Awarded	S/MWBE %
Construction Total	\$0	\$0	\$0	0.0%
Professional Services Total	\$0	\$0	\$0	0.0%
Purchasing Total	\$352,077	\$174,057	\$526,134	33.1%
Total	\$352,077	\$174,057	\$526,134	33.1%
Exempt/Waiver Contracts	\$8,359,814	\$0	\$8,359,814	0.0%
Non-Goal Oriented	\$0	\$0	\$0	0.0%
Grand Total	\$8,711,891	\$174,057	\$8,885,948	2.0%

FY2013 S/MWBE Awards by Contractor Type

		A	B	C=A/B	
Contract Type		Non S/MWBE	S/MWBE	Total Award	Percent
Other Contractor Type		\$352,077	\$174,057	\$526,134	33.1%
Total Award		\$352,077	\$174,057	\$526,134	33.1%

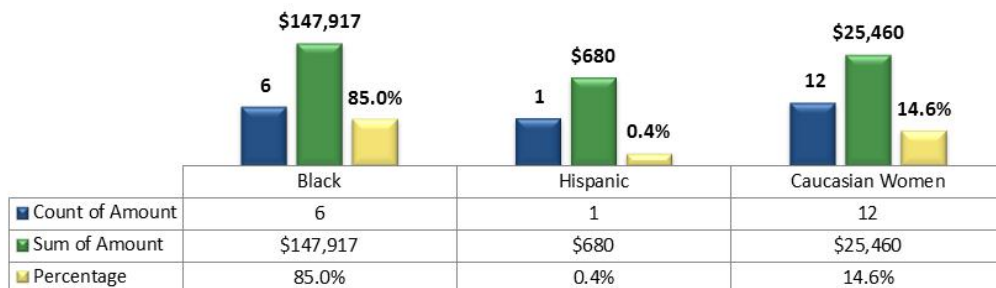
- The "other" contractor type reflects Pcards and purchase orders which do not require the contractor type designated .

FY2013 S/MWBE Awards by Certification Type

Ethnicity	MBE	Other	Total Award	Count
Black	\$47,000	\$100,917	\$147,917	6
Hispanic		\$680	\$680	1
Caucasian Women		\$25,460	\$25,460	12
Total Award	\$47,000	\$127,057	\$174,057	19

- "Other" certification type category reflects firms that have multiple certification types. This category mainly includes Pcards and purchase orders which do not require that certification type be designated at the time of purchase.

FY2013 S/MWBE Awards by Ethnicity



- The count in each chart represents the number of awards. The percentage represents the portion of dollars awarded to certified firms compared to the total dollar amount awarded to all certified firms.

Legal Department

Details by Department

Jul 1, 2012 - Mar 31, 2013

- Year to date in FY2013, the Legal Department (LGL) awarded \$7,274,477 to certified and non-certified firms. Approximately \$250,000 were non-goal oriented and \$6,475,000 were exempt contracts, therefore of the remaining total of \$549,477, a total of \$10,598 was awarded to certified firms which amounts to 1.9% utilization.
- The purchasing total of \$549,477 includes \$482,430 purchase orders and \$67,047 P-cards
- All exempt contracts of \$6,475,000 includes a waiver from the Office of Business Opportunity.

FY2013 Dollars Awarded

	A	B	C = A+B	D = B/C
Contract Type	Non S/MWBE Amount	S/MWBE Amount	Total Amount Awarded	S/MWBE %
Construction Total	\$0	\$0	\$0	0.0%
Professional Services Total	\$0	\$0	\$0	0.0%
Purchasing Total	\$538,879	\$10,598	\$549,477	1.9%
Total	\$538,879	\$10,598	\$549,477	1.9%
Exempt/Waiver Contracts	\$6,475,000	\$0	\$6,475,000	0.0%
Non-Goal Oriented	\$250,000	\$0	\$250,000	0.0%
Grand Total	\$7,263,879	\$10,598	\$7,274,477	0.1%

FY2013 S/MWBE Awards by Contractor Type

	A	B	C=A/B
Contract Type	Non S/MWBE	S/MWBE Total Award	Percent
Other Contractor Type	\$538,879	\$10,598	1.9%
Total Award	\$538,879	\$10,598	1.9%

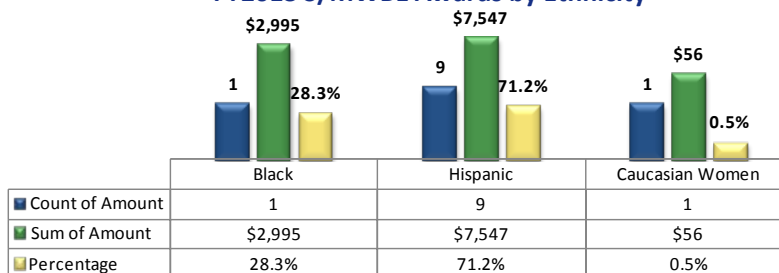
- The "other" contractor type reflects Pcards and purchase orders which do not require the contractor type designated.

FY2013 S/MWBE Awards by Certification Type

Ethnicity	Other	Total Award	Count
Black	\$2,995	\$2,995	1
Hispanic	\$7,547	\$7,547	9
Caucasian Women	\$56	\$56	1
Total Award	\$10,598	\$10,598	11

- "Other" certification type category reflects firms that have multiple certification types. This category mainly includes Pcards and purchase orders which do not require that certification type be designated at the time of purchase.

FY2013 S/MWBE Awards by Ethnicity



- The count in each chart represents the number of awards. The percentage represents the portion of dollars awarded to certified firms compared to the total dollar amount awarded to all certified firms.

Mayor's Office Details by Department Jul 1, 2011 – Mar 31, 2013

- Year to date in FY2013, the Mayor's office (MYR) awarded \$4,485,531 to certified and non-certified firms. However, from this amount, \$1,261,663 were exempt contracts, therefore out of the remaining total of \$2,521,649 a total of \$910,318 was awarded to certified firms which amounts to a 36.1% utilization.
- The purchasing total of \$1,836,649 includes: \$234,481 Purchase orders, 1,480,520 purchasing contracts and 121,648 Pcards.
- All exempt contracts totaling 1,261,663 includes \$278,548 where a waiver was given by Office of Business opportunity and 983,115 exempt contracts without waivers.

FY2013 Dollars Awarded

	A	B	C = A+B	D = B/C
Contract Type	Non S/MWBE Amount	S/MWBE Amount	Total Amount Awarded	S/MWBE %
Construction Total	\$0	\$0	\$0	0.0%
Professional Services Total	\$685,000	\$0	\$685,000	0.0%
Purchasing Total	\$926,331	\$910,318	\$1,836,649	49.6%
Total	\$1,611,331	\$910,318	\$2,521,649	36.1%
Exempt/Waiver Contracts	\$1,261,663	\$0	\$1,261,663	0.0%
Non-Goal Oriented	\$702,219	\$0	\$702,219	0.0%
Grand Total	\$3,575,213	\$910,318	\$4,485,531	20.3%

FY2013 S/MWBE Awards by Contractor Type

	A	B	C=A/B
Contract Type	Non S/MWBE	S/MWBE	Total Award
Prime	\$1,255,202	\$910,318	\$2,165,520
Subcontractor		\$0	\$0
Other Contractor Type	\$356,129		\$356,129
Total Award	\$1,611,331	\$910,318	\$2,521,649

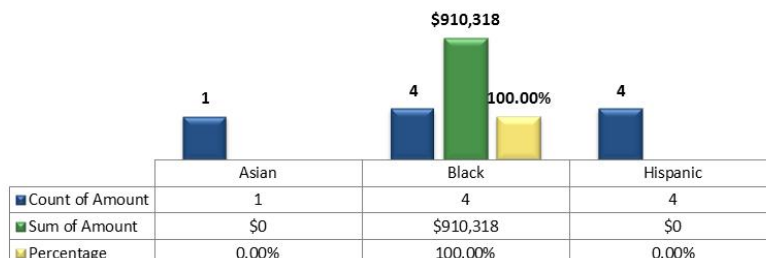
- The "other" contractor type reflects Pcards and purchase orders which do not require the contractor type designated.

FY2013 S/MWBE Awards by Certification Type

Ethnicity	MBE	Total Award	Count
Asian	\$0	\$0	1
Black	\$910,318	\$910,318	4
Hispanic	\$0	\$0	4
Total Award	\$910,318	\$910,318	9

- "Other" certification type category reflects firms that have multiple certification types. This category mainly includes Pcards and purchase orders which do not require that certification type be designated at the time of purchase.

FY2013 S/MWBE Awards by Ethnicity



- The count in each chart represents the number of awards. The percentage represents the portion of dollars awarded to certified firms compared to the total dollar amount awarded to all certified firms.

Office of Business Opportunity

Details by Department

Jul 1, 2012 - Mar 31, 2013

- Year to date in FY2013, the Office of Business Opportunity (OBO) awarded \$21,998 to certified and non-certified firms. Out of 21,998, a total of \$7,858 was awarded to certified firms which amounts to a 35.7% utilization.
- The purchasing total of \$21,998 includes \$5,713 Purchase orders and \$16,284 P-cards.

FY2013 Dollars Awarded

	A	B	C = A+B	D = B/C
Contract Type	Non S/MWBE Amount	S/MWBE Amount	Total Amount Awarded	S/MWBE %
Construction Total	\$0	\$0	\$0	0.0%
Professional Services Total	\$0	\$0	\$0	0.0%
Purchasing Total	\$14,140	\$7,858	\$21,998	35.7%
Total	\$14,140	\$7,858	\$21,998	35.7%
Exempt/Waiver Contracts	\$0	\$0	\$0	0.0%
Non-Goal Oriented	\$0	\$0	\$0	0.0%
Grand Total	\$14,140	\$7,858	\$21,998	35.7%

FY2013 S/MWBE Awards by Contractor Type

	A	B	C=A/B
Contract Type	Non S/MWBE	S/MWBE Total Award	Percent
Other Contractor Type	\$14,140	\$7,858	35.7%
Total Award	\$14,140	\$7,858	35.7%

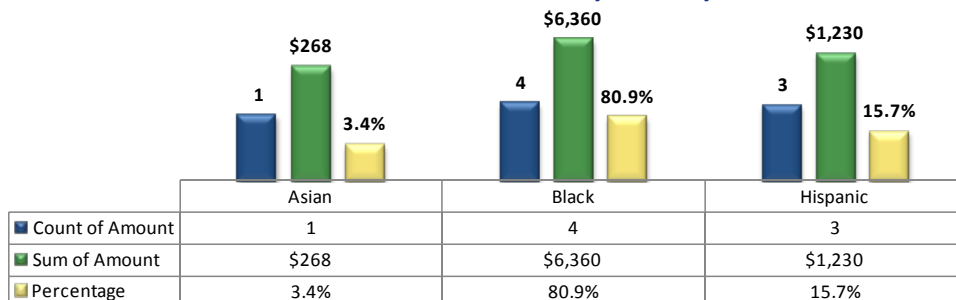
- The "other" contractor type reflects Pcards and purchase orders which do not require the contractor type designated.

FY2013 S/MWBE Awards by Certification Type

Ethnicity	Other	Total Award	Count
Asian	\$268	\$268	1
Black	\$6,360	\$6,360	4
Hispanic	\$1,230	\$1,230	3
Total Award	\$7,858	\$7,858	8

- "Other" certification type category reflects firms that have multiple certification types. This category mainly includes Pcards and purchase orders which do not require that certification type be designated at the time of purchase.

FY2013 S/MWBE Awards by Ethnicity



- The count in each chart represents the number of awards. The percentage represents the portion of dollars awarded to certified firms compared to the total dollar amount awarded to all certified firms.

Houston Emergency Center

Details by Department

Jul 1, 2012 - Mar 31, 2013

- Year to date in FY2013, the Houston Emergency Center (HEC) awarded \$154,109, to certified and non-certified firms. Out of \$154,109, a total of \$8,670 was awarded to certified firms which amounts to a 5.6% utilization.
- The purchasing total of \$154,109 includes: \$55,575 purchase orders and \$98,535 P-cards.

FY2013 Dollars Awarded

	A	B	C = A+B	D = B/C
Contract Type	Non S/MWBE Amount	S/MWBE Amount	Total Amount Awarded	S/MWBE %
Construction Total	\$0	\$0	\$0	0.0%
Professional Services Total	\$0	\$0	\$0	0.0%
Purchasing Total	\$145,439	\$8,670	\$154,109	5.6%
Total	\$145,439	\$8,670	\$154,109	5.6%
Exempt/Waiver Contracts	\$0	\$0	\$0	0.0%
Non-Goal Oriented	\$0	\$0	\$0	0.0%
Grand Total	\$145,439	\$8,670	\$154,109	5.6%

FY2013 S/MWBE Awards by Contractor Type

	A	B	C=A/B
Contract Type	Non S/MWBE	S/MWBE Total Award	Percent
Other Contractor Type	\$145,439	\$8,670	\$154,109 5.6%
Total Award	\$145,439	\$8,670	\$154,109 5.6%

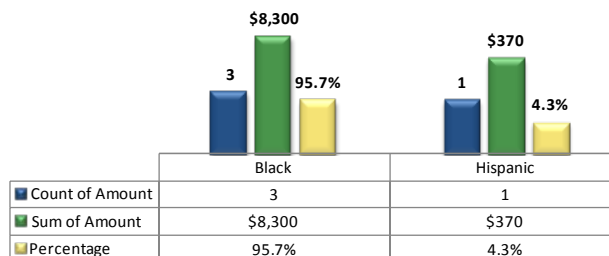
- The "other" contractor type reflects Pcards and purchase orders which do not require the contractor type designated.

FY2013 S/MWBE Awards by Certification Type

Ethnicity	Other	Total Award Count
Black	\$8,300	\$8,300 3
Hispanic	\$370	\$370 1
Total Award	\$8,670	\$8,670 4

- "Other" certification type category reflects firms that have multiple certification types. This category mainly includes Pcards and purchase orders which do not require that certification type be designated at the time of purchase.

FY2013 S/MWBE Awards by Ethnicity



- The count in each chart represents the number of awards. The percentage represents the portion of dollars awarded to certified firms compared to the total dollar amount awarded to all certified firms.

Houston Fire Department

Details by Department

Jul 1, 2012 – Mar 31, 2013

- Year to date in FY2013, the Houston Fire Department (HFD) awarded \$10,610,529 to certified and non-certified firms. However, from this amount \$75,647 was non-goal oriented. Approximately \$1,761,708 were exempt contracts, out of \$8,773,174 a total of \$2,940,729 was awarded to certified firms which amounts to a 33.5% utilization.
- The purchasing total of \$8,773,174 includes: \$1,117,084 Purchase orders 7,410,186 Purchasing contracts and 245,904 Pcards.

FY2013 Dollars Awarded

	A	B	C = A+B	D = B/C
Contract Type	Non S/MWBE Amount	S/MWBE Amount	Total Amount Awarded	S/MWBE %
Construction Total	\$0	\$0	\$0	0.0%
Professional Services Total	\$0	\$0	\$0	0.0%
Purchasing Total	\$5,832,446	\$2,940,729	\$8,773,174	33.5%
Total	\$5,832,446	\$2,940,729	\$8,773,174	33.5%
Exempt/Waiver Contracts	\$1,761,708	\$0	\$1,761,708	0.0%
Non-Goal Oriented	\$75,647	\$0	\$75,647	0.0%
Grand Total	\$7,669,801	\$2,940,729	\$10,610,529	27.7%

FY2013 S/MWBE Awards by Contractor Type

	A	B	C=A/B
Contract Type	Non S/MWBE	S/MWBE	Total Award Percentage
Prime	\$4,560,606	\$2,678,605	\$7,239,211 37.0%
Subcontractor		\$170,975	\$170,975 100.0%
Other Contractor Type	\$1,271,840	\$91,149	\$1,362,988 6.7%
Total Award	\$5,832,446	\$2,940,729	\$8,773,174 33.5%

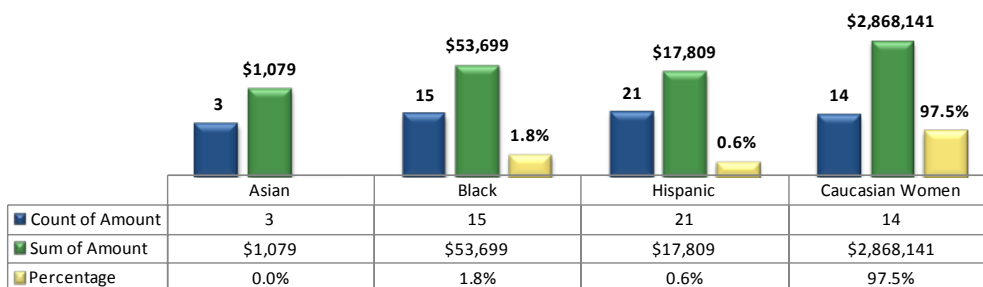
- The "other" contractor type reflects Pcards and purchase orders which do not require the contractor type designated.

FY2013 S/MWBE Awards by Certification Type

Ethnicity	Other	WBE	Total Award	Count
Asian	\$1,079		\$1,079	3
Black	\$53,699		\$53,699	15
Hispanic	\$17,809		\$17,809	21
Caucasian Women	\$13,434	\$2,854,708	\$2,868,141	14
Total Award	\$86,021	\$2,854,708	\$2,940,729	53

- "Other" certification type category reflects firms that have multiple certification types. This category mainly includes Pcards and purchase orders which do not require that certification type be designated at the time of purchase.

FY2013 S/MWBE Awards by Ethnicity



- The count in each chart represents the number of awards. The percentage represents the portion of dollars awarded to certified firms compared to the total dollar amount awarded to all certified firms.



Houston Police Department

Details by Department

Jul 1, 2012 - Mar 31, 2013

- Year to date in FY2013, the Houston Police Department (HPD) awarded \$33,625,508 to certified and non-certified firms. However, from this amount \$450,094 was non-goal oriented. Approximately \$10,442,242 were exempt contracts, therefore the remaining total of \$22,733,172 was goal oriented. Out of \$22,733,172, a total of \$2,165,011 was awarded to certified firms which amounts to an 9.5% utilization.
- The purchasing total of \$17,272,136 includes \$2,384,441 Purchase orders \$14,508,460 purchasing contracts \$379,235 P-cards.
- All exempt contracts of totaling \$10,442,242 includes a waiver from the Office of Business Opportunity.

FY2013 Dollars Awarded

	A	B	C = A+B	D = B/C
Contract Type	Non S/MWBE Amount	S/MWBE Amount	Total Amount Awarded	S/MWBE %
Construction Total	\$0	\$0	\$0	0.0%
Professional Services Total	\$0	\$0	\$0	0.0%
Purchasing Total	\$15,107,125	\$2,165,011	\$17,272,136	12.5%
Total	\$15,107,125	\$2,165,011	\$17,272,136	12.5%
Exempt/Waiver Contracts	\$15,903,278	\$0	\$15,903,278	0.0%
Non-Goal Oriented	\$252,068	\$198,026	\$450,094	44.0%
Grand Total	\$31,262,471	\$2,363,037	\$33,625,508	7.0%

FY2013 S/MWBE Awards by Contractor Type

	A	B	C=A/B
Contract Type	Non S/MWBE	S/MWBE	Total Award Percentage
Prime	\$12,533,818	\$12,533,818	0%
Subcontractor	\$1,974,642	\$1,974,642	100%
Other Contractor Type	\$2,573,307	\$190,369	7%
Total Award	\$15,107,125	\$2,165,011	\$17,272,136 12.5%

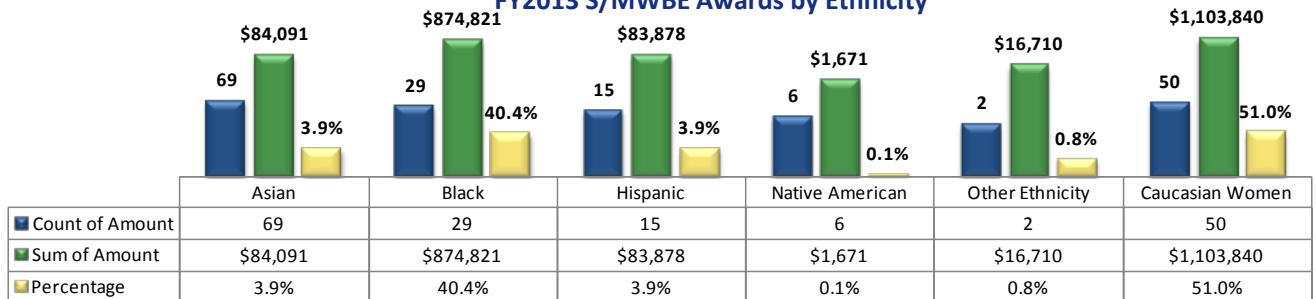
- The "other" contractor type reflects Pcards and purchase orders which do not require the contractor type designated.

FY2013 S/MWBE Awards by Certification Type

Ethnicity	MBE	SBE	Other	WBE	Total Award	Count
Asian			\$84,091		\$84,091	69
Black	\$827,671		\$22,679	\$24,471	\$874,821	29
Hispanic	\$68,083		\$15,796		\$83,878	15
Native American			\$1,671		\$1,671	6
Other Ethnicity			\$16,710		\$16,710	2
Caucasian Women		\$1,265	\$12,397	\$1,090,177	\$1,103,840	50
Total Award	\$895,754	\$1,265	\$153,344	\$1,114,648	\$2,165,011	171

- "Other" certification type category reflects firms that have multiple certification types. This category mainly includes Pcards and purchase orders which do not require that certification type be designated at the time of purchase.

FY2013 S/MWBE Awards by Ethnicity



- The count in each chart represents the number of awards. The percentage represents the portion of dollars awarded to certified firms compared to the total dollar amount awarded to all certified firms.

Municipal Courts Department

Details by Department

Jul 1, 2012 - Mar 31, 2013

- Year to date in FY2013, the Municipal Courts Department (MCD) awarded \$6,157,374 to certified and non-certified firms. Approximately \$2,758,100 were exempt contracts, therefore the remaining total of \$3,399,274 was goal oriented. Of \$3,399,274, a total of \$519,097 was awarded to certified firms which amounts to a 15.3% utilization.
- The purchasing total of \$199,274 includes: \$162,440 purchase orders and \$36,834 P-cards.
- All exempt contracts of totaling 2,758,100 includes a waiver from the Office of Business Opportunity.

FY2013 Dollars Awarded

	A	B	C = A+B	D = B/C
Contract Type	Non S/MWBE Amount	S/MWBE Amount	Total Amount Awarded	S/MWBE %
Construction Total	\$0	\$0	\$0	0.0%
Professional Services Total	\$2,720,000	\$480,000	\$3,200,000	15.0%
Purchasing Total	\$160,177	\$39,097	\$199,274	19.6%
Total	\$2,880,177	\$519,097	\$3,399,274	15.3%
Exempt/Waiver Contracts	\$2,355,000	\$403,100	\$2,758,100	14.6%
Non-Goal Oriented	\$0	\$0	\$0	0.0%
Grand Total	\$5,235,177	\$922,197	\$6,157,374	15.0%

FY2013 S/MWBE Awards by Contractor Type

	A	B	C=A/B
Contract Type	Non S/MWBE	S/MWBE	Total Award
Prime	\$2,720,000	\$480,000	\$3,200,000
Subcontractor	\$160,177	\$39,097	\$199,274
Other Contractor Type	\$2,880,177	\$519,097	\$3,399,274
Total Award	\$2,880,177	\$519,097	\$3,399,274

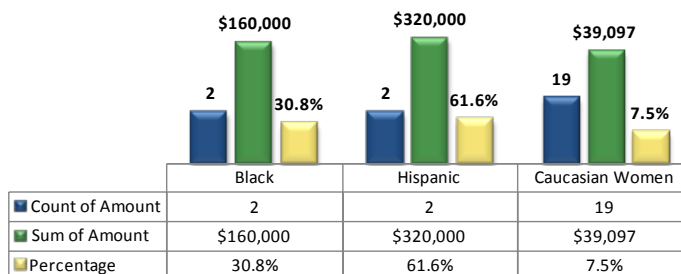
- The "other" contractor type reflects Pcards and purchase orders which do not require the contractor type designated.

FY2013 S/MWBE Awards by Certification Type

Ethnicity	MBE	WBE	Total Award	Count
Black	\$160,000	\$320,000	\$480,000	2
Hispanic	\$320,000	\$39,097	\$359,097	2
Caucasian Women	\$39,097	\$39,097	\$78,194	19
Total Award	\$480,000	\$39,097	\$519,097	23

- "Other" certification type category reflects firms that have multiple certification types. This category mainly includes Pcards and purchase orders which do not require that certification type be designated at the time of purchase.

FY2013 S/MWBE Awards by Ethnicity



- The count in each chart represents the number of awards. The percentage represents the portion of dollars awarded to certified firms compared to the total dollar amount awarded to all certified firms.

Fleet Management Department

Details by Department

Jul 1, 2012 - Mar 31, 2013

- Year to date in FY2013, the Fleet Management Department (FMD) awarded \$14,260,498 to certified and non-certified firms. However, from this amount \$8,962,578 were exempt contracts. Out of the remaining \$5,297,920, a total of \$331,591 was awarded to certified firms which amounts to a 6.3% utilization.
- The purchasing total of \$5,297,920 includes: \$4,413,773 purchasing contracts, \$204,226 purchase orders and \$679,920 P-cards.
- All exempt contracts totaling \$8,962,578 includes a waiver from the Office of Business Opportunity.

FY2013 Dollars Awarded

	A	B	C = A+B	D = B/C
Contract Type	Non S/MWBE Amount	S/MWBE Amount	Total Amount Awarded	S/MWBE %
Construction Total	\$0	\$0	\$0	0.0%
Professional Services Total	\$0	\$0	\$0	0.0%
Purchasing Total	\$4,966,328	\$331,591	\$5,297,920	6.3%
Total	\$4,966,328	\$331,591	\$5,297,920	6.3%
Exempt/Waiver Contracts	\$8,962,578	\$0	\$8,962,578	0.0%
Non-goal Oriented	\$0	\$0	\$0	0.0%
Grand Total	\$13,928,907	\$331,591	\$14,260,498	6.3%

FY2013 S/MWBE Awards by Contractor Type

	A	B	C=A/B
Contract Type	Non S/MWBE	S/MWBE	Total Award
Prime	\$4,087,827	\$4,087,827	0.0%
Subcontractor	\$325,946	\$325,946	100.0%
Other Contractor Type	\$878,501	\$5,646	\$884,147
Total Award	\$4,966,328	\$331,591	\$5,297,920

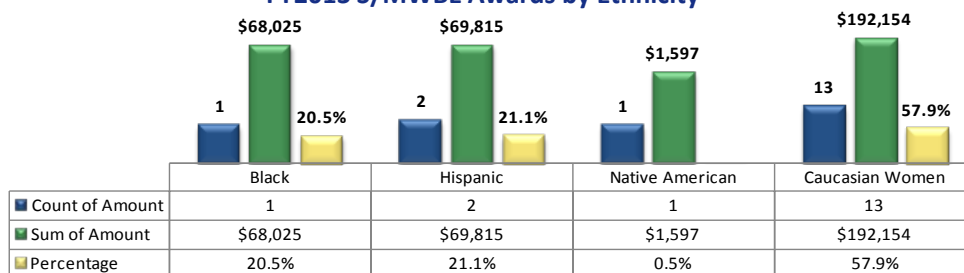
- The "other" contractor type reflects Pcards and purchase orders which do not require the contractor type designated.

FY2013 S/MWBE Awards by Certification Type

Ethnicity	MBE	Other	WBE	Total Award	Count
Black	\$68,025			\$68,025	1
Hispanic	\$69,815			\$69,815	2
Native American		\$1,597		\$1,597	1
Caucasian Women		\$4,048	\$188,106	\$192,154	13
Total Award	\$137,840	\$5,646	\$188,106	\$331,591	17

- "Other" certification type category reflects firms that have multiple certification types. This category mainly includes Pcards and purchase orders which do not require that certification type be designated at the time of purchase.

FY2013 S/MWBE Awards by Ethnicity



- The count in each chart represents the number of awards. The percentage represents the portion of dollars awarded to certified firms compared to the total dollar amount awarded to all certified firms.

General Services Department

Details by Department

Jul 1, 2012 - Mar 31, 2013

- Year to date in FY2013, the General Services Department (GSD) awarded \$24,158,458 to certified and non-certified firms. However, from this amount \$7,850,547 was non-goal oriented. Out of the remaining \$16,307,911, a total of \$4,044,077 was awarded to certified firms which amounts to a 24.8% utilization.
- The purchasing total of \$5,039,156 includes: \$1,819,486 Purchase orders, 2,101,506 Purchasing contracts and 1,118,165 Pcards.

FY2013 Dollars Awarded

	A	B	C = A+B	D = B/C
Contract Type	Non S/MWBE Amount	S/MWBE Amount	Total Amount Awarded	S/MWBE %
Construction Total	\$6,940,599	\$1,957,057	\$8,897,656	22.0%
Professional Services Total	\$1,071,283	\$1,299,816	\$2,371,099	22.0%
Purchasing Total	\$4,251,952	\$787,204	\$5,039,156	15.6%
Total	\$12,263,834	\$4,044,077	\$16,307,911	24.8%
Exempt/Waiver Contracts	\$0	\$0	\$0	0.0%
Non-Goal Oriented	\$3,857,846	\$3,992,701	\$7,850,547	50.9%
Grand Total	\$16,121,680	\$8,036,778	\$24,158,458	33.3%

FY2013 S/MWDBE Awards by Contractor Type

	A	B	C=A/B
Contract Type	Non S/MWBE	S/MWBE	Total Award Percentage
Prime	\$9,188,364	\$846,487	\$10,034,850 8.4%
Subcontractor	\$674,043	\$2,661,367	\$3,335,410 79.8%
Other Contractor Type	\$2,401,427	\$536,223	\$2,937,650 18.3%
Total Award	\$12,263,834	\$4,044,077	\$16,307,911 24.8%

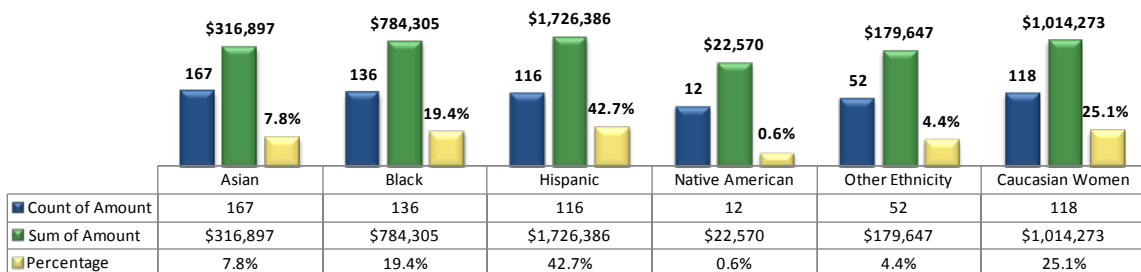
- The "other" contractor type reflects Pcards and purchase orders which do not require the contractor type designated.

FY2013 S/MWDBE Awards by Certification Type

Ethnicity	MBE	SBE	Other	WBE	Total Award	Count
Asian	\$222,697		\$38,120	\$56,079	\$316,897	167
Black	\$615,731	85,756.77	\$82,817		\$784,305	136
Hispanic	\$1,376,563	\$222,299	\$127,524		\$1,726,386	116
Native American	\$22,570				\$22,570	12
Other Ethnicity	\$721	102,524.26	\$76,402		\$179,647	52
Caucasian Women		\$641,637	\$92,933	\$279,702	\$1,014,273	118
Total Award	\$2,238,282	\$1,052,217	\$417,797	\$335,781	\$4,044,077	601

- "Other" certification type category reflects firms that have multiple certification types. This category mainly includes Pcards and purchase orders which do not require that certification type be designated at the time of purchase.

FY2013 S/MWDBE Awards by Ethnicity



- The count in each chart represents the number of awards. The percentage represents the portion of dollars awarded to certified firms compared to the total dollar amount awarded to all certified firms.

Houston Airport System

Details by Department

Jul 1, 2012 - Mar 31, 2013

- Year to date in FY2013, the Houston Airport System (HAS) awarded \$199,126,661 to certified and non-certified firms. However, for this amount \$531,159 was non-goal oriented and \$99,569,057 were exempt contracts. Out of the remaining \$99,026,445, a total of \$20,125,391 was awarded to certified firms which amounts to a 21.3% utilization.
- The purchasing total of \$39,087,102 includes 1,622,774 Purchase orders, \$36,407,771 purchasing contracts and 1,056,557 Pcards .
- This report excludes the total contract amount for On-Call contracts because the identity of certified firms was not known at the time of the award.

FY2013 Dollars Awarded

	A	B	C = A+B	D = B/C
Contract Type	S/MWDBE Amount	S/MWDBE Amount	Total Amount Awarded	S/MWDBE %
Construction Total	\$41,791,021	\$10,373,975	\$52,164,995	19.9%
Professional Services Total	\$5,898,253	\$1,876,095	\$7,774,347	24.1%
Purchasing Total	\$31,211,781	\$7,875,321	\$39,087,102	20.1%
Total	\$78,901,054	\$20,125,391	\$99,026,445	20.3%
Exempt/Waiver Contracts	\$79,136,866	\$20,432,191	\$99,569,057	24.1%
Non-Goal Oriented	\$531,159	\$0	\$531,159	0.0%
Grand Total	\$158,569,079	\$40,557,583	\$199,126,661	20.4%

FY2013 S/MWBE Awards by Contractor Type

	A	B	C=A/B
Contract Type	Non S/MWBE	S/MWBE	Total Award Percentage
Prime	\$75,896,406	\$320,720	\$76,217,126 0.4%
Subcontractor	\$706,462	\$19,423,525	\$20,129,987 96.5%
Other Contractor Type	\$2,298,185	\$381,146	\$2,679,332 14.2%
Total Award	\$78,901,054	\$20,125,391	\$99,026,445 20.3%

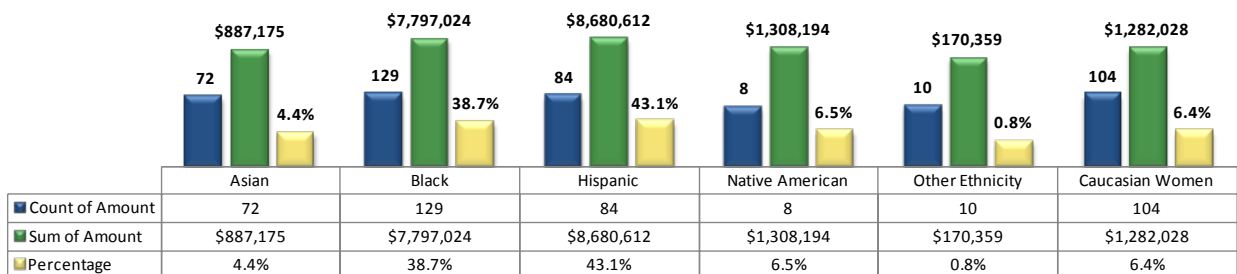
- The "other" contractor type reflects Pcards and purchase orders which do not require the contractor type designated.

FY2013 S/MWBE Awards by Certification Type

Ethnicity	DBE	MBE	SBE	Other	WBE	Total Award	Count
Asian	\$0	\$577,943		\$49,792	\$259,440	\$887,175	72
Black	\$0	\$7,341,304	\$336,743	\$118,977		\$7,797,024	129
Hispanic	\$389,757	\$7,914,457	\$336,888	\$39,510		\$8,680,612	84
Native American	\$1,304,864	\$3,330				\$1,308,194	8
Other Ethnicity			\$168,531	\$1,828		\$170,359	10
Caucasian Women	\$72,728		\$205,233	\$165,533	\$838,534	\$1,282,028	104
Total Award	\$1,767,349	\$15,837,034	\$1,047,395	\$375,639	\$1,097,974	\$20,125,391	407

- "Other" certification type category reflects firms that have multiple certification types. This category mainly includes Pcards and purchase orders which do not require that certification type be designated at the time of purchase.

FY2013 S/MWBE Awards by Ethnicity



- The count in each chart represents the number of awards. The percentage represents the portion of dollars awarded to certified firms compared to the total dollar amount awarded to all certified firms.

Planning Department Details by Department

Jul 1, 2011 – Mar 31, 2013

- Year to date in FY2013, the Planning department (PD) awarded \$2,206,893 to certified and non-certified firms. However, from this amount, \$362,701 were non-goal oriented contracts and \$12,708 were exempt contracts, therefore out of the remaining total of \$1,831,483 a total of \$1,427,175 was awarded to certified firms which amounts to a 77.9% utilization.
- The purchasing total of \$416,058 including: \$76,729 Purchase orders, \$326,621 purchasing contracts and 12,708 Pcards.

FY2013 Dollars Awarded

	A	B	C = A+B	D = B/C
Contract Type	Non S/MWBE Amount	S/MWBE Amount	Total Amount Awarded	S/MWBE %
Construction Total	\$0	\$0	\$0	0.0%
Professional Services Total	\$0	\$1,415,425	\$1,415,425	100.0%
Purchasing Total	\$404,308	\$11,750	\$416,058	2.8%
Total	\$404,308	\$1,427,175	\$1,831,483	77.9%
Exempt/Waiver Contracts		\$0	\$0	0.0%
Non-Goal Oriented	\$72,443	\$0	\$72,443	0.0%
Grand Total	\$476,751	\$1,427,175	\$1,903,926	75.0%

FY2013S/MWBE Awards by Contractor Type

	A	B	C=A/B
Contract Type	Non S/MWBE	S/MWBE Total Award	Percentage
Prime	\$314,871	\$961,074	75.3%
Subcontractor		\$466,102	100.0%
Other Contractor Type	\$89,437	\$89,437	0.0%
Total Award	\$404,308	\$1,427,175	77.9%

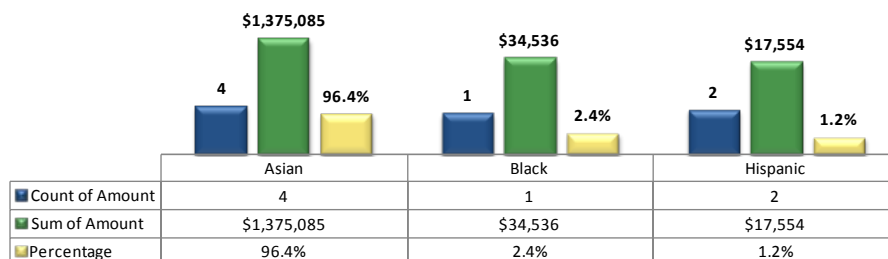
- The "other" contractor type reflects Pcards and purchase orders which do not require the contractor type designated.

FY2013 S/MWBE Awards by Certification Type

Ethnicity	MBE	Total Award	Count
Asian	\$1,375,085	\$1,375,085	4
Black	\$34,536	\$34,536	1
Hispanic	\$17,554	\$17,554	2
Total Award	\$1,427,175	\$1,427,175	7

- "Other" certification type category reflects firms that have multiple certification types. This category mainly includes Pcards and purchase orders which do not require that certification type be designated at the time of purchase.

FY2013 S/MWBE Awards by Ethnicity



- The count in each chart represents the number of awards. The percentage represents the portion of dollars awarded to certified firms compared to the total dollar amount awarded to all certified firms.

Public Works and Engineering

Details by Department

Jul 1, 2012 - Mar 31, 2013

- Year to date in FY2013, the Public Works and Engineering Department (PWE) awarded \$332,220,728 to certified and non-certified firms. However, from this amount \$6,055,201 was non-goal oriented and \$19,200,015 were exempt contracts. Out of the remaining \$306,965,512, a total of \$87,264,026 was awarded to certified firms which amounts to a 28.4% utilization.
- The purchasing total of \$72,789,816 includes 60,535,843 purchasing contracts, 9,165,090 Purchase orders and 3,088,883 .
- The exempt total of \$19,200,015 includes: \$1,559,569 contracts where a waiver was granted and \$17,640,446 exempt contracts without waivers.

FY2013 Dollars Awarded

Contract Type	A	B	C = A+B	D = B/C
	Non S/MWBE Amount	S/MWBE Amount	Total Amount Awarded	S/MWBE %
Construction Total	\$116,616,436	\$51,217,146	\$167,833,582	30.5%
Professional Services Total	\$37,256,720	\$29,085,395	\$66,342,114	43.8%
Purchasing Total	\$65,828,330	\$6,961,485	\$72,789,816	9.6%
Total	\$219,701,486	\$87,264,026	\$306,965,512	28.4%
Exempt/Waiver Contracts	\$14,711,015	\$4,489,000	\$19,200,015	23.4%
Non Goal Oriented	\$4,790,757	\$1,264,444	\$6,055,201	20.9%
Grand Total	\$239,203,258	\$93,017,470	\$332,220,728	28.0%

FY2013 S/MWDBE Awards by Contractor Type

Contract Type	A	B	C=A/B
	Non S/MWBE	S/MWBE	Total Award
Prime	\$203,860,270	\$31,921,758	\$235,782,027
Subcontractor	\$2,821,628	\$53,781,244	\$56,602,872
Other Contractor Type	\$10,692,949	\$1,561,024	\$12,253,973
Total Award	\$217,374,846	\$87,264,026	\$304,638,872

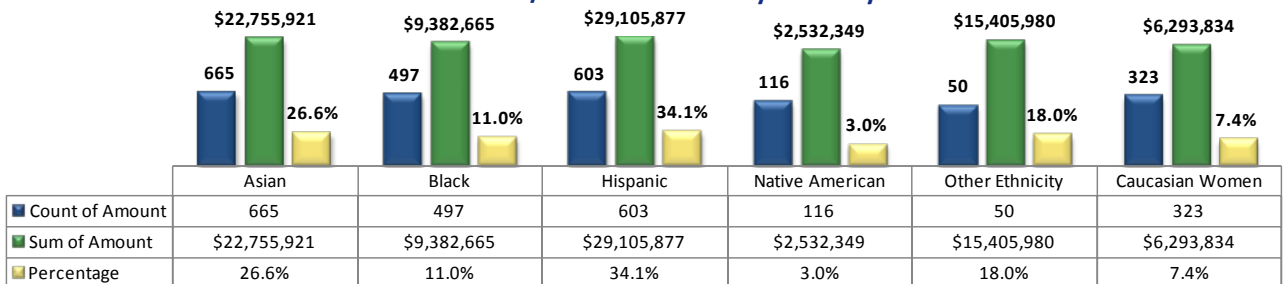
- The "other" contractor type reflects Pcards and purchase orders which do not require the contractor type designated.

FY2013 S/MWDBE Awards by Certification Type

Ethnicity	DBE	MBE	SBE	Other	WBE	Total Award	Count
Asian	\$555,603	\$21,368,708	\$94,022	\$315,778	\$421,809	\$22,755,921	665
Black		\$8,993,617		\$389,047		\$9,382,665	497
Hispanic	\$1,478,630	\$21,810,297	\$5,583,724	\$233,226		\$29,105,877	603
Native American		\$2,096,541	\$391,940	\$43,868		\$2,532,349	116
Other Ethnicity			\$15,398,055	\$7,926		\$15,405,980	50
Caucasian Women	\$119,300		\$891,009	\$405,766	\$6,665,159	\$8,081,234	324
Total Award	\$2,153,533	\$54,269,164	\$22,358,750	\$1,395,611	\$7,086,968	\$87,264,026	2,255

- "Other" certification type category reflects firms that have multiple certification types. This category mainly includes Pcards and purchase orders which do not require that certification type be designated at the time of purchase.

FY2013 S/MWDBE Awards by Ethnicity



- The count in each chart represents the number of awards. The percentage represents the portion of dollars awarded to certified firms compared to the total dollar amount awarded to all certified firms.

Solid Waste Department

Details by Department

Jul 1, 2012 - Mar 31, 2013

- Year to date in FY2013, the Solid Waste Management (SWD) awarded \$4,462,679 to certified and non-certified firms. Approximately \$463,781 were exempt contracts, therefore out of \$3,998,898, a total of \$456,321 was awarded to certified firms which amounts to a 11.4% utilization.
- The purchasing total of \$3,998,898 includes: \$288,888 purchase orders, \$3,635,814 purchasing contracts and \$74,196 P-cards.
- The exempt contracts total of \$463,781 includes contracts without waivers.

FY2013 Dollars Awarded

	A	B	C = A+B	D = B/C
Contract Type	Non S/MWBE Amount	S/MWBE Amount	Total Amount Awarded	S/MWBE %
Construction Total	\$0	\$0	\$0	0.0%
Professional Services Total	\$0	\$0	\$0	0.0%
Purchasing Total	\$3,542,577	\$456,321	\$3,998,898	11.4%
Total	\$3,542,577	\$456,321	\$3,998,898	11.4%
Exempt/Waiver Contracts	\$463,781	\$0	\$463,781	0.0%
Non-Goal Oriented	\$0	\$0	\$0	0.0%
Grand Total	\$4,006,358	\$456,321	\$4,462,679	10.2%

FY2013 S/MWBE Awards by Contractor Type

	A	B	C=A/B
Contract Type	Non S/MWBE	S/MWBE	Total Award
Prime	\$3,235,874	\$3,235,874	0.0%
Subcontractor	\$399,940	\$399,940	100.0%
Other Contractor Type	\$306,703	\$56,382	15.5%
Total Award	\$3,542,577	\$456,321	\$3,998,898

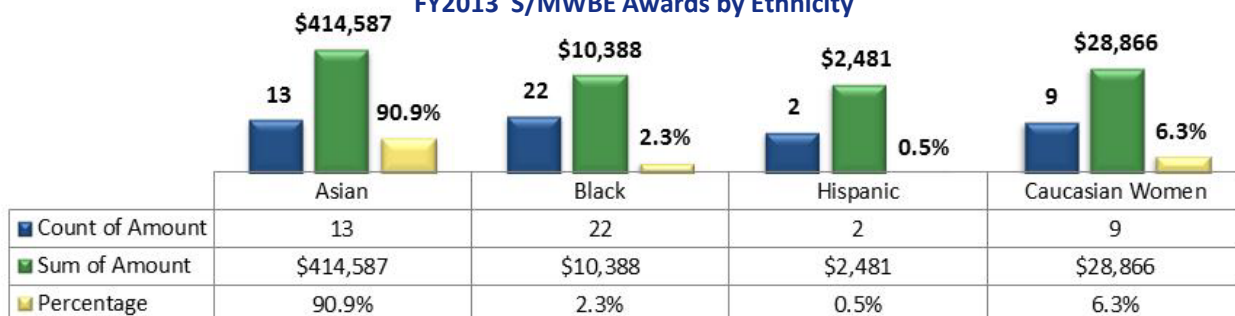
- The "other" contractor type reflects Pcards and purchase orders which do not require the contractor type designated.

FY2013 S/MWBE Awards by Certification Type

Ethnicity	MBE	Other	Total Award	Count
Asian	\$411,695	\$2,893	\$414,587	13
Black		\$10,388	\$10,388	22
Hispanic		\$2,481	\$2,481	2
Caucasian Women		\$28,866	\$28,866	9
Total Award	\$411,695	\$44,627	\$456,321	46

- "Other" certification type category reflects firms that have multiple certification types. This category mainly includes Pcards and purchase orders which do not require that certification type be designated at the time of purchase.

FY2013 S/MWBE Awards by Ethnicity



- The count in each chart represents the number of awards. The percentage represents the portion of dollars awarded to certified firms compared to the total dollar amount awarded to all certified firms.

Department of Neighborhoods

Details by Department

Jul 1, 2012 - Mar 31, 2013

- Year to date in FY2013, the Department of Neighborhoods (DON) awarded \$5,160,956 to certified and non-certified firms. Approximately \$1,000,000 were exempt contracts, therefore out of the remaining total of \$4,160,956 a total of \$3,207,640 was awarded to certified firms which amounts to a 77.1% utilization.
- The purchasing total of \$4,160,956 includes: \$125,663 purchase orders and \$35,294 P-cards, \$4,000,000 purchasing contracts.
- The exempt contracts total of \$1,000,000 includes contracts without waivers.

FY2013 Dollars Awarded

	A	B	C = A+B	D = B/C
Contract Type	Non S/MWBE Amount	S/MWBE Amount	Total Amount Awarded	S/MWBE %
Construction Total	\$0	\$0	\$0	0.0%
Professional Services Total	\$0	\$0	\$0	0.0%
Purchasing Total	\$953,317	\$3,207,640	\$4,160,956	77.1%
Total	\$953,317	\$3,207,640	\$4,160,956	77.1%
Exempt/Waiver Contracts	\$1,000,000	\$0	\$1,000,000	0.0%
Non-Goal Oriented	\$0	\$0	\$0	0.0%
Grand Total	\$1,953,317	\$3,207,640	\$5,160,956	62.2%

FY2013 S/MWBE Awards by Contractor Type

	A	B	C=A/B
Contract Type	Non S/MWBE	S/MWBE Total Award	Percent
Prime	\$800,000	\$2,400,000	75.0%
Subcontractor	\$800,000	\$800,000	100.0%
Other Contractor Type	\$153,317	\$7,640	4.7%
Total Award	\$953,317	\$3,207,640	77.1%

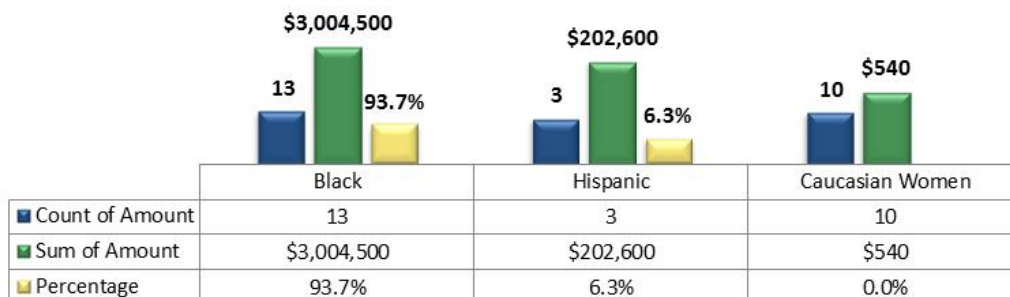
- The "other" contractor type reflects Pcards and purchase orders which do not require the contractor type designated.

FY2013 S/MWBE Awards by Certification Type

Ethnicity	MBE	WBE	Other	Total Award	Count
Black	\$3,000,000		\$4,500	\$3,004,500	13
Hispanic	\$200,000		\$2,600	\$202,600	3
Caucasian Women		\$476	\$64	\$540	10
Total Award	\$3,200,000	\$476	\$7,164	\$3,207,640	26

- "Other" certification type category reflects firms that have multiple certification types. This category mainly includes Pcards and purchase orders which do not require that certification type be designated at the time of purchase.

FY2013 S/MWBE Awards by Ethnicity



- The count in each chart represents the number of awards. The percentage represents the portion of dollars awarded to certified firms compared to the total dollar amount awarded to all certified firms.



Health and Human Services

Details by Department

Jul 1, 2012 – Mar 31, 2013

- Year to date in FY2013, the Health and Human Services Department (HHS) awarded \$2,433,470 to certified and non-certified firms. However from this amount \$80,000 was non-goal oriented and \$843,211 were exempt contracts. Therefore out of remaining total of \$1,510,259, a total of \$22,928 was awarded to certified firms which amounts to a 1.5% utilization.
- The purchasing total of \$1,510,259 includes: \$1,165,406 purchase orders and \$344,853 P-cards.
- The exempt contracts total of \$843,211 includes contracts worth \$54,418 where a waiver was granted from the Office of Business Opportunity and \$788,794 exempt contracts without waivers.

FY2013 Dollars Awarded

	A	B	C = A+B	D = B/C
Contract Type	Non S/MWBE Amount	S/MWBE Amount	Total Amount Awarded	S/MWBE %
Construction Total	\$0	\$0	\$0	0.0%
Professional Services Total	\$0	\$0	\$0	0.0%
Purchasing Total	\$1,487,331	\$22,928	\$1,510,259	1.5%
Total	\$1,487,331	\$22,928	\$1,510,259	1.5%
Exempt/Waiver Contracts	\$843,211	\$0	\$843,211	0.0%
Non-goal oriented	\$80,000	\$0	\$80,000	0.0%
Grand Total	\$2,410,543	\$22,928	\$2,433,470	0.9%

FY2013 S/MWBE Awards by Contractor Type

	A	B	C=A/B
Contract Type	Non S/MWBE	S/MWBE Total Award	Percent
Other Contractor Type	\$1,487,331	\$22,928	1.5%
Total Award	\$1,487,331	\$22,928	1.5%

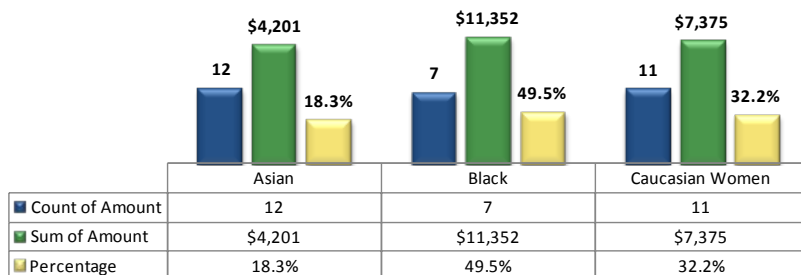
- The "other" contractor type reflects Pcards and purchase orders which do not require the contractor type designated.

FY2013 S/MWBE Awards by Certification Type

Ethnicity	Other	Total Award Count
Asian	\$4,201	\$4,201 12
Black	\$11,352	\$11,352 7
Caucasian Women	\$7,375	\$7,375 11
Total Award	\$22,928	\$22,928 30

- "Other" certification type category reflects firms that have multiple certification types. This category mainly includes Pcards and purchase orders which do not require that certification type be designated at the time of purchase.

FY2013 S/MWBE Awards by Ethnicity



- The count in each chart represents the number of awards. The percentage represents the portion of dollars awarded to certified firms compared to the total dollar amount awarded to all certified firms.

Housing and Community Development

Details by Department

Jul 1, 2012 – Mar 31, 2013

- Year to date in FY2013, the Housing and Community Development Department (HCD) awarded \$35,327,336 to certified and non-certified firms. However from this amount \$7,478,825 was non-goal oriented and \$3,902,463 were exempt. Out of the remaining \$23,946,048, a total of \$4,251,594 was awarded to certified firms which amounts to a 17.8% utilization.
- The purchasing total of \$5,630,452 includes: \$1,682,903 purchase orders and \$42,673 P-cards, and \$7,410,186 purchasing contracts.
- The exempt contracts total of \$3,902,463 includes contracts that a waiver was granted from the Office of Business Opportunity.

FY2013 Dollars Awarded

Contract Type	A	B	C = A+B	D = B/C
	Non S/MWBE Amount	S/MWBE Amount	Total Amount Awarded	S/MWBE %
Construction Total	\$15,040,250	\$3,275,346	\$18,315,597	17.9%
Professional Services Total	\$0	\$0	\$0	0.0%
Purchasing Total	\$4,654,204	\$976,248	\$5,630,452	17.3%
Total	\$19,694,454	\$4,251,594	\$23,946,048	17.8%
Exempt/Waiver Contracts	\$3,902,463	\$0	\$3,902,463	0.0%
Non-Goal Oriented	\$7,478,825	\$0	\$7,478,825	0.0%
Grand Total	\$31,075,741	\$4,251,594	\$35,327,336	12.0%

FY2013 S/MWBE Awards by Contractor Type

Contract Type	A	B	C=A/B
	Non S/MWBE	S/MWBE	Total Award Percentage
Prime	\$18,640,495	\$2,791,941	\$21,432,437 13.0%
Subcontractor		\$788,035	\$788,035 100.0%
Other Contractor Type	\$1,053,959	\$671,618	\$1,725,577 38.9%
Total Award	\$19,694,454	\$4,251,594	\$23,946,048 17.8%

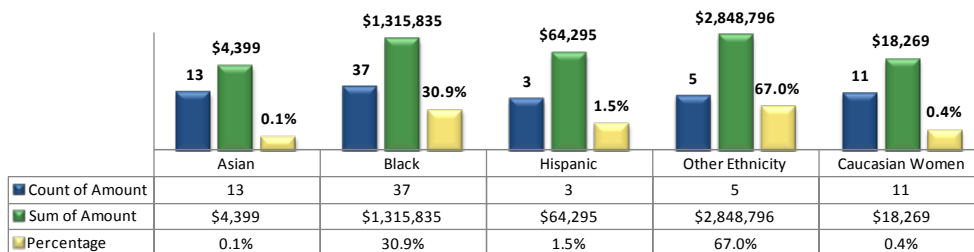
- The "other" contractor type reflects Pcards and purchase orders which do not require the contractor type designated.

FY2013 S/MWBE Awards by Certification Type

Ethnicity	MBE	SBE	Other	WBE	Total Award	Count
Asian			\$4,399		\$4,399	13
Black	\$683,659	\$28,041	\$604,135		\$1,315,835	37
Hispanic	\$51,929	\$11,944	\$423		\$64,295	3
Other Ethnicity		\$2,848,796			\$2,848,796	5
Caucasian Women		\$7,374	\$800	\$10,095	\$18,269	11
Total Award	\$735,587	\$2,896,155	\$609,757	\$10,095	\$4,251,594	69

- "Other" certification type category reflects firms that have multiple certification types. This category mainly includes Pcards and purchase orders which do not require that certification type be designated at the time of purchase.

FY2013 S/MWBE Awards by Ethnicity



- The count in each chart represents the number of awards. The percentage represents the portion of dollars awarded to certified firms compared to the total dollar amount awarded to all certified firms.

Houston Public Library

Details by Department

Jul 1, 2011 – Mar 31, 2013

- Year to date in FY2013, the Houston Public Library (HPL) awarded \$3,626,996 to certified and non-certified firms. However, from this amount, \$3,224,467 were exempt contracts, therefore out of the remaining total of \$402,529 a total of \$44,140 was awarded to certified firms which amounts to a 11.0% utilization.
- The purchasing total of \$402,529 includes: \$342,814 purchase orders and \$59,715 P-cards.
- All exempt contracts totaling \$3,224,467 includes a waiver from the Office of Business Opportunity.

FY2013 Dollars Awarded

	A	B	C = A+B	D = B/C
Contract Type	Non S/MWBE Amount	S/MWBE Amount	Total Amount Awarded	S/MWBE %
Construction Total	\$0	\$0	\$0	0.0%
Professional Services Total	\$0	\$0	\$0	0.0%
Purchasing Total	\$358,389	\$44,140	\$402,529	11.0%
Total	\$358,389	\$44,140	\$402,529	11.0%
Exempt/Waiver Contracts	\$3,224,467	\$0	\$3,224,467	0.0%
Non-Goal Oriented	\$0	\$0	\$0	0.0%
Grand Total	\$3,582,856	\$44,140	\$3,626,996	1.2%

FY2013 S/MWBE Awards by Contractor Type

		A	B	C=A/B
Sum of Amount	Column Labels			
Contract Type	Non S/MWBE	S/MWBE	Total Award	Percent
Other Contractor Type	\$358,389	\$44,140	\$402,529	11.0%
Total Award	\$358,389	\$44,140	\$402,529	11.0%

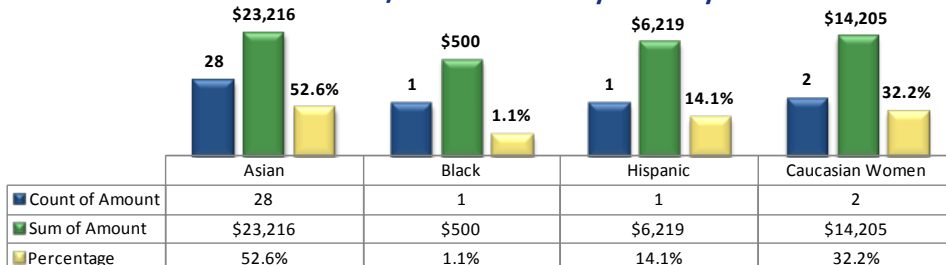
- The "other" contractor type reflects Pcards and purchase orders which do not require the contractor type designated.

FY2013 S/MWBE Awards by Certification Type

Ethnicity	Other	Total Award	Count
Asian	\$23,216	\$23,216	28
Black	\$500	\$500	1
Hispanic	\$6,219	\$6,219	1
Caucasian Women	\$14,205	\$14,205	2
Total Award	\$44,140	\$44,140	32

- "Other" certification type category reflects firms that have multiple certification types. This category mainly includes Pcards and purchase orders which do not require that certification type be designated at the time of purchase.

FY2013 S/MWBE Awards by Ethnicity



- The count in each chart represents the number of awards. The percentage represents the portion of dollars awarded to certified firms compared to the total dollar amount awarded to all certified firms.

Parks and Recreation Department

Details by Department

Jul 1, 2012 – Mar 31, 2013

- Year to date in FY2013, the Parks and Recreation Department (PRD) awarded \$7,435,794 to certified and non-certified firms. However, from this amount \$951,036 was non-goal oriented and \$881,766 were exempt contracts. Out of the remaining total of \$5,602,992, a total of \$731,155 was awarded to certified firms which amounts to a 13.0% utilization.
- The purchasing total of \$5,602,992 includes: \$1,161,593 purchase orders, \$3,696,735 purchasing contracts and \$744,664 P-cards.
- The exempt contracts total of \$881,766 includes contracts worth \$256,669 where a waiver was granted from the Office of Business Opportunity and \$625,096 exempt contracts without waivers.

FY2013 Dollars Awarded

	A	B	C = A+B	D = B/C
Contract Type	Non S/MWDBE Amount	S/MWDBE Amount	Total Amount Awarded	S/MWDBE %
Construction Total	\$0	\$0	\$0	0.0%
Professional Services Total	\$0	\$0	\$0	0.0%
Purchasing Total	\$4,871,837	\$731,155	\$5,602,992	13.0%
Total	\$4,871,837	\$731,155	\$5,602,992	13.0%
Exempt/Waiver Contracts	\$881,766	\$0	\$881,766	0.0%
Non-Goal Oriented	\$939,336	\$11,700	\$951,036	1.2%
Grand Total	\$6,692,939	\$742,855	\$7,435,794	10.0%

FY2013 S/MWBE Awards by Contractor Type

	A	B	C=A/B
Contract Type	Non S/MWBE	S/MWBE	Total Award
Prime	\$3,054,913	\$3,054,913	0.0%
Subcontractor	\$641,822	\$641,822	100.0%
Other Contractor Type	\$1,816,924	\$89,333	\$1,906,257
Total Award	\$4,871,837	\$731,155	\$5,602,992

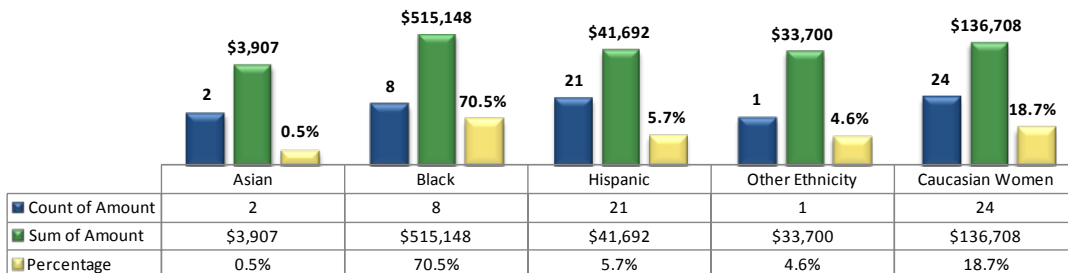
- The "other" contractor type reflects Pcards and purchase orders which do not require the contractor type designated.

FY2013 S/MWBE Awards by Certification Type

Ethnicity	MBE	Other	WBE	Total Award	Count
Asian	\$3,832	\$75		\$3,907	2
Black	\$511,166	\$3,983		\$515,148	8
Hispanic		\$41,692		\$41,692	21
Other Ethnicity		\$33,700		\$33,700	1
Caucasian Women		\$6,051	\$130,656	\$136,708	24
Total Award	\$514,998	\$85,501	\$130,656	\$731,155	56

- "Other" certification type category reflects firms that have multiple certification types. This category mainly includes Pcards and purchase orders which do not require that certification type be designated at the time of purchase.

FY2013 S/MWBE Awards by Ethnicity



- The count in each chart represents the number of awards. The percentage represents the portion of dollars awarded to certified firms compared to the total dollar amount awarded to all certified firms.



Table of Contents

APPENDIX A: Citywide Exempt Contracts	32-33
APPENDIX B: Contracts by Council District	34
APPENDIX C: Construction Ratings	35



FY2013 Citywide Exempt Contracts (page 1 of 2)

Dept	Waive	Justification	Contract Title	Amount
ARA	Yes	Non Divisible	Formal Bids Received for Chlorinated Chemicals for Various Departments S51-S24284	\$ 814,528
ARA	Yes	Non-Divisible	Purchase of General Property Insurance	\$ 10,849,295
ARA	Yes	Non-Divisible	Purchase of Terrorism Insurance	\$ 648,540
DON	No	State of Texas Agency	Weed Mowing & Debris Removal Services for DONS. S30-Q24288	\$ 1,000,000
FMD	Yes	Drop Shipped from Supplier	Fire Truck Repair Services for FMD S44-L24232	\$ 733,275
FMD	Yes	Sole Source	Fire Truck Repair Services for FMD S23-L24186	\$ 999,000
FMD	Yes	Non-Divisible	Tire Retreading & Repair Services for FMD S10-E24353	\$ 7,230,303
HAS	Yes	Non Divisible	Runway & Taxiway Repair Materials for HAS. S36-S24145	\$ 306,800
HAS	Yes	Non Divisible	Runway & Taxiway Repair Materials for HAS S36-S24145	\$ 58,632
HAS	Yes	Non Divisible	Runway & Taxiway Repair Materials for HAS S36-S24145	\$ 117,180
HAS	No	Interlocal Agreement	Private Switch All Services for HAS	\$ 60,000
HCD	No	Grant funded	HOPWA Emergency Housing Assistance & Supportive Services Program	\$ 322,060
HCD	No	Interlocal Agreement	Engagement Services Program	\$ 133,883
HCD	No	Interlocal Agreement	Housing Assistance for Families At-Risk of Becoming Homeless	\$ 100,000
HCD	No	Undetermined	Strategic Homeless Planning	\$ 133,415
HCD	No	Grant funded	ESG Funds for the Operation & Maintenance of Homeless Management Information Systems	\$ 167,562
HCD	No	Grant funded	HOPWA Tenant Based Rental Assistance, Short Term Rent Mortgage & Utility Assistance with Supportive Services	\$ 1,640,822
HCD	No	Grant funded	Job Training Program for Developmentally Disabled Adults	\$ 247,296
HCD	No	Grant funded	HOPWA Tenant Based Rental Assistance, Short Term Rent, Mortgage & Utilities Assistance Supportive Services Program	\$ 600,000
HCD	No	Grant funded	Administration & Operation of a HOPWA Community Residence with Supportive Services	\$ -
HCD	No	Grant funded	Administration & Operation of the Engagement Services Program	\$ -
HCD	No	Grant funded	HOPWA Supportive Services Program	\$ -
HCD	No	Grant funded	Administration & Operation of a Community Residence & Support Services	\$ -
HCD	No	Grant funded	HOPWA Community Residence with Supportive Services	\$ -
HCD	Yes	Non Divisible (DIR Contract)	Purchase of OnBase Software & Software Hosting for HCD S17-H24526	\$ 397,740
HCD	No	Interlocal Agreement	Increasing Public Awareness of Benefits to Eligible Supplemental Nutrition Assistance Program Participants (SNAP)	\$ 159,685
HFD	Yes	Sole Source	Purchase of Medical Oxygen Regulators & Flowmeters for HFD S21-S24287	\$ 63,706
HFD	Yes	Interlocal Agreement	Medium Duty Cab & Chassis & Truck Body S38-E24331	\$ 152,409
HFD	Yes	No available SMWDBEs	Aerial & Ground Ladder & Testing Services for HFD S30-L24086	\$ 244,941
HFD	Yes	Non Divisible	Fire Ground Communication Equipment S36-S24029	\$ 631,617
HFD	Yes	Non Divisible	Thermal Imaging Cameras, Accessories, & Replacement Parts for HFD S36-S24373	\$ 669,035
HHS	No	Exempt	Rapid Diagnostic HIV Test Kits for the Houston Health & Human Services. S42-S23142	\$ 225,000
HHS	No	Grant funded	HIV/STD contract with Memorial-Hermann Healthcare System. #4600008913	\$ 143,162
HHS	No	Grant funded	HIV/STD contract with Memorial-Hermann Healthcare System. #4600008913	\$ 420,632
HHS	No	Grant funded	HIV/STD contract with Memorial-Hermann Healthcare System. #4600008913	\$ -
HHS	No	Grant funded	HIV/STD contract with Memorial-Hermann Healthcare System. #4600008913	\$ -
HHS	No	Proprietary software	Electronic Client Level Integrated Prevention System for HHS S 23-E24014 4600011214	\$ -
HHS	Yes	Non-Divisible	Meningococcal Vaccine for HHS S-08-E24506	\$ 54,418
HPD	Yes	Sole Source	Sale & Disposal of Abandoned Personal Property for HPD S17-T24101	\$ -
HPD	Yes	Sole Source	Purchase of RayFish Covert Surveillance Equipment Software & Annual Maintenance S33-E24399	\$ 100,200
HPD	Yes	Non Divisible	Repair & Preventative Maintenance of the Crime Lab Analytical Instruments for HPD S37-E24148	\$ 175,000
HPD	Yes	DIR Contract	Purchase of a Verizon Data (Air Card) Plan for HPD S33-E24345	\$ 1,367,340
HPD	Yes	sole source	Lease of Unisys Dorado Mainframe, Software & Maintenance for HPD S23-E24377	\$ 2,304,330
HPD	Yes	Non Divisible	Purchase of Software, Installation, Training & Maintenance for HPD S17-H24420	\$ 233,400
HPD	Yes	Non Divisible	Purchase of Infor Enterprise Asset Management Software, Training & Software Maintenance Support for HPD. S17-H2445	\$ 286,972
HPD	Yes	Non Divisible	Professional Service Agreement for DNA Analysis for HPD	\$ 2,200,000
HPD	Yes	Non Divisible	Professional Service Agreement for DNA Analysis for HPD	\$ 2,200,000
HPD	Yes	Non Divisible	Helicopter Replacement Parts for HPD S21-S24424	\$ 1,200,000
HPD	Yes	Sole Source	Agreement to provide latent print support services and management consulting for the HPD. S22-Q23056	\$ 5,461,036
HPD	Yes	Non-Divisible	Pratt & Whitney PT6 Engine Component Overhaul/Exchange, parts & Repair Services for HPD S21-S24423	\$ 375,000
HPL	Yes	Sole Source	Live Homework Assistance for HPL S44-T24248	\$ 855,000
HPL	Yes	Non Divisible	Integrated Library System & Discovery Services for HPL S37-T23695	\$ 1,500,000





FY2013 Citywide Exempt Contracts (page 2 of 2)

HPL	Yes	Non-Divisible	Telecommunication Circuit Services for HPL S10/T24384	\$ 869,467
ITD	Yes	Direct Ship	Purchase of Equipment, E-Z Radiocom II Replacement Parts for ITD S36-S24375	\$ 402,087
ITD	Yes	Non-divisible	High-Capacity, Fiber Circuit Services for the IT Department	\$ 615,933
ITD	Yes	Non Divisible	FY 13 Payments for Microsoft Licenses for fleet of city desktops	\$ 781,213
ITD	Yes	No available SMWDBEs	Maintenance Agreement for IT Department S17-H24366	\$ 1,322,166
ITD	No	Undetermined	Tariff Services for the IT Department. S10-E23138. #4600009429	\$ 3,800,000
ITD	No	Sole Source	Microsoft Software & License Maintenance Services for City Desktops	\$ 1,338,415
ITD	No	Interlocal Agreement	High School Student Interns for Various Departments	\$ 100,000
LGL	Yes	Sole Source	Legal Services	\$ 100,000
LGL	Yes	Sole Source	Construction Related Consulting Services for Legal for HAS Project 548	\$ 220,000
LGL	Yes	Sole Source	Retain a Law Firm to Provide CONstruction Related Legal Services for the Houston Airport System Project ^\$*	\$ 275,000
LGL	Yes	Non Divisible	Specialized Aviation Legal Services for HAS	\$ 1,400,000
LGL	Yes	Non Divisible	Specialized Legal services for HAS	\$ 4,450,000
LGL	Yes	Sole Source	Consulting Services for COH Legal	\$ 30,000
MCD	Yes	Sole Source	Maintenaaance, Modification of MCD's Integrated Case management System(ICMS)	\$ 2,355,000
MCD	Yes	Sole Source	Jury Notice Tracking System & Services for MCD S37-E24390	\$ 403,100
MYR	Yes	Non-Divisible	Digital Sandbox Risk Management System	\$ 278,548
MYR	No	Grant funded	Regional Catastrophic Preparedness Planning, Training & Exercise Services	\$ 983,115
PRD	No	No available SMWDBEs	Playground Equipment for Parks & Recreation Department. S21-S24303	\$ 80,931
PRD	No	No available SMWDBEs	Playground Equipment for Parks & Recreation Department S21-S24303	\$ 116,186
PRD	No	No available SMWDBEs	Playground Equipment for Parks & Recreation Department S21-S24303	\$ 227,980
PRD	Yes	No available SMWDBEs	Purchase of Surface Materials for Playgrounds & Jogging Trails for PARD. S21-S24354	\$ 256,669
PRD	No	Interlocal Agreement	2012-2013 AAfter School Program for Mayor's After School Achievement Program	\$ 200,000
PWE	No	Interlocal Agreement	Analytical Services from Department of State Health Services for PWEL24268E	\$ 450,000
PWE	Yes	Sole Source	Purchase of Software Maintenance & Support Services Agreement for IMS for PWE S17-H24393	\$ 133,295
PWE	Yes	Direct Ship	Forklifts & Manlifts for PWE S38-N24244	\$ 180,365
PWE	No	Emergency	Chemical, Inorganic Metal Salt Coagulant (Ferris Sulfate) for PWE S12-E24333	\$ 829,230
PWE	No	Emergency	EPO for Chemical Liquid Polymer Flocculant for PWE	\$ 1,432,485
PWE	No	Emergency	Emergency Repair of Chlorine Gas Lines for PWE S12-E24376	\$ 239,000
PWE	Yes	Non Divisible	Purchase Hardware and Fasteners for Various Departments S35-24282	\$ 326,400
PWE	No	Emergency	EPO Emergency Sanitary Sewer Force Main Repairs for PWE S12-E24379	\$ 900,000
PWE	Yes	Non-Divisible	Replacement Parts for Metering Pumps & Analyzers for PWE S51-S24260	\$ 650,000
PWE	Yes	Direct Ship	Truck Mounted Boom Crane for PWE S38-N24372	\$ 269,509
PWE	No	Emergency	Emergency Dewatered Sludge Transportation & Landfill Disposal Services for PWE S12-E24413	\$ 4,500,000
PWE	No	Replaces Terminated contract	Emergency Dewatered Sludge Transportation & Landfill Disposal Services S12-E24413	\$ 2,700,000
PWE	No	Sole Source	Purchase of badger Meter Replacement Parts for PWE 2012-0813 19	\$ 1,500,000
PWE	No	Emergency	Emergency Dewatered Sludge Transportation & Landfill Disposal Services S12-E24413	\$ 4,500,000
PWE	No	Interlocal Agreement	Purchase of Wi Max Radio System for PWE S17-H24406	\$ 502,208
PWE	No	Emergency	Emergency Chemical, Inorganic Metal Salt Coagulant (Ferric Sulfate) for PWE S12-E24476	\$ 87,523.29
SPD	Yes	Sole Source	Forklifts & Manlifts for Various Departments S38-N23855	\$ 52,619
SPD	No	Interlocal Agreement	Purchase of Accurint for HPD S23-E24342	\$ 75,600
SPD	Yes	Non Divisible	Gases, (Industrial, Medical and Specialty) for Various Departments S36-S24264	\$ 1,646,495
SPD	Yes	Non-Divisible	Formal Bids Received for Security Badging Equipment Accessories for Various Departments S21-S24299	\$ 54,019
SPD	Yes	Interlocal Agreement	Automotive Tools and Equipment for Various Departments. S36-S23904-S	\$ -
SPD	Yes	Non Divisible	Paints, Solvents & Supplies for Various Departments S21-S24197	\$ 232,519
SWD	No	Interlocal Agreement	Purchase of Automated Refuse Containers for SWM S38-E24407-ILA	\$ 463,781
Total				\$ 89,914,071

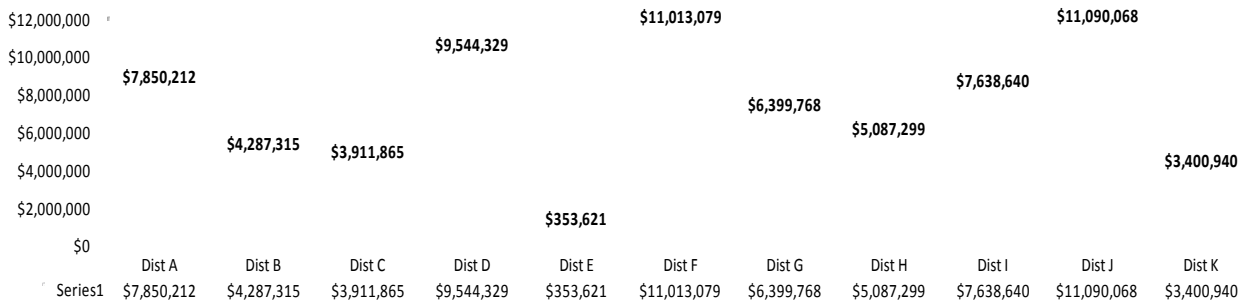
Exempt Contracts with Waivers \$ 59,534,101
 Exempt Contracts without Waivers \$ 30,379,970
Total Exempt Contracts \$ 89,914,071





**FY2013 Awarded Contracts to Certified Firms
by Council District**

The charts below represent the amount awarded by Council District for certified firms only. The data includes construction contracts, professional services contracts, purchasing contracts, purchase orders and P-Cards. Exempt and non goal-oriented contracts are excluded.



Council District	Asian	Black	Caucasian Women	Hispanic	Native American	Other Ethnicity	Grand Total
Dist A	\$457,450	\$997,273	\$1,896,865	\$2,022,954	\$2,154,303	\$321,367	\$7,850,212
Dist B	\$803,170	\$2,859,967	\$480,440	\$127,697		\$16,040	\$4,287,315
Dist C	\$461,512	\$1,012,275	\$620,626	\$1,504,845	\$5,012	\$307,595	\$3,911,865
Dist D	\$4,744,041	\$2,796,705	\$45,471	\$32,753	\$1,015	\$1,924,343	\$9,544,329
Dist E	\$7,922	\$193,472	\$151,379	\$542	\$306		\$353,621
Dist F	\$4,963,854	\$3,147,542	\$1,141,872	\$1,759,772		\$39	\$11,013,079
Dist G	\$1,743,089	\$2,086,482	\$611,767	\$1,866,652	\$785	\$90,992	\$6,399,768
Dist H	\$924,625	\$582,627	\$414,918	\$2,574,709	\$183,325	\$407,095	\$5,087,299
Dist I	\$102,698	\$539,161	\$910,104	\$6,081,347	\$3,074	\$2,255	\$7,638,640
Dist J	\$4,876,927	\$4,890,929	\$347,236	\$973,165	\$1,811		\$11,090,068
Dist K	\$287,423	\$1,241,346	\$171,162	\$1,171,960		\$529,049	\$3,400,940
Non Council District	\$6,659,380	\$5,490,084	\$8,445,509	\$22,702,440	\$1,676,111	\$15,056,417	\$60,029,941
Grand Total	\$26,032,093	\$25,837,863	\$15,237,349	\$40,818,836	\$4,025,742	\$18,655,193	\$130,607,076

Council District	Number of Certified firms	Number of Certified firms with contracts	Percentage of Utilization
Dist A	128	49	38%
Dist B	101	23	23%
Dist C	155	57	37%
Dist D	89	33	37%
Dist E	35	10	29%
Dist F	89	37	42%
Dist G	133	42	32%
Dist H	79	41	52%
Dist I	99	46	46%
Dist J	98	33	34%
Dist K	80	26	33%
Non Council District	886	219	25%
Grand Total	1,972	616	31%

Council District	Female	Male	Grand Total
Dist A	\$ 1,914,645	\$ 5,935,567	\$ 7,850,212
Dist B	\$ 837,878	\$ 3,449,437	\$ 4,287,315
Dist C	\$ 780,900	\$ 3,130,965	\$ 3,911,865
Dist D	\$ 2,561,119	\$ 6,983,210	\$ 9,544,329
Dist E	\$ 184,270	\$ 169,351	\$ 353,621
Dist F	\$ 1,144,147	\$ 9,868,932	\$ 11,013,079
Dist G	\$ 2,697,603	\$ 3,702,165	\$ 6,399,768
Dist H	\$ 1,053,937	\$ 4,033,362	\$ 5,087,299
Dist I	\$ 1,036,127	\$ 6,602,513	\$ 7,638,640
Dist J	\$ 2,078,536	\$ 9,011,532	\$ 11,090,068
Dist K	\$ 690,766	\$ 2,710,174	\$ 3,400,940
Non Council District	\$ 11,938,861	\$ 48,091,080	\$ 60,029,941
Grand Total	\$ 26,918,788	\$ 103,688,289	\$ 130,607,076





FY2012 Summary of MWSDBE Participation for Closed Construction Projects *

FY2012 Citywide S/MWDBE Ratings

Rating	Number	%
Outstanding	38	45.24
Satisfactory	15	17.86
Unsatisfactory	5	5.95
No- Goal	26	30.95

- Unsatisfactory - Prime did not meet goal.
- Satisfactory - Prime met goal as required.
- Outstanding - Prime exceeded goal by 1% or more.

FY2012 Companies with Outstanding Ratings

Reytec Construction (2)	Insituform Technologies
PM Construction & Rehab (4)	Conrad Construction
Beyer Construction	Manhattan Construction
JFT Construction (2)	JMI Maintenance
Angel Brothers Enterprises (3)	Durwood Greene Construction (2)
Forde Construction Company	Texas Re-Excavation
Triple B Services, LP (2)	Schneider Electric Buildings
Rozco Contracting (2)	Millis Development & Construction
Alsay Incorporated	The Gonzalez Group
Tikon Group, Inc.	Total Site, Inc.
Industrial TX Corporation	Times Construction
Gonzalez Construction	SER Construction Partners
Texas Sterling Construction	Total Contracting Limited
BRH-Garver Construction	

- Companies with parentheses denotes the number of multiple outstanding ratings obtained by the prime contractor.

FY2012 Companies with Unsatisfactory Ratings

Contract #	Prime Contractor	Project Number/Description	MWDBE Rating
4600008017	Texas Sterling Construction, LP.	Monroe Paving from Alameda Genoa to Fuqua	Unsatisfactory
4600009691	Mar Con Services, LLC	West Orem Drive from Alameda to West Sims Bayou	Unsatisfactory
4600010142	South Coast Construction	Kirby Drive From W. Airport to Sims Bayou	Unsatisfactory
4600010679	Caan Construction Services	Safe Routes to School Program	Unsatisfactory
4600010942	Aranda Brothers Corp.	Elgin Street & Glenbrook Valley Drainage Improvements	Unsatisfactory

*Historically, professional services and purchasing contracts have not been rated. Beginning in FY2014, all contract types will be rated.





Educate. Connect. **Grow.**

Created by: Katrina Williams, Chief Financial Officer and System Analyst

Co-Produced by:

Carlecia D. Wright, Office of Business Opportunity Director

Marsha E. Murray, Office of Business Opportunity Assistant Director

Morris Scott, Contract Compliance Division Manager

LaTanja Bolden, Procurement Specialist

Jessica Jackson, Student Intern