

# CITY OF HOUSTON

MAYOR'S OFFICE

---

*of*

---

## BUSINESS OPPORTUNITY

### Small, Minority, Women and Disadvantaged Business Enterprise Awards Report

FY2013 (YTD)

Jul 1, 2012 – Oct 31, 2012



Carlecia D. Wright  
Director



---

## Table of Contents

### S/MWDBE Awards Summary

pg 3-4

### Citywide Summary

Citywide Dollars Awarded	pg 5
Prior Year Participation Citywide	pg 5
Citywide S/MWDBE Awards by Certification Type	pg 6
Citywide S/MWDBE Awards by Gender	pg 6
Citywide S/MWDBE Awards by Ethnicity and Contract Type	pg 6
Citywide Awards Summary by Department	pg 7
Citywide Prime and Subcontractors by Certification Type <b>*NEW*</b>	pg 8

### S/MWDBE Awards by Department

#### **Administration Departments**

Administration and Regulatory Affairs	pg 10
Finance Department	pg 11
Human Resources	pg 12
Information Technology	pg 13
Legal Department	pg 14
Office of Business Opportunity	pg 15

#### **Public Safety Departments**

Houston Emergency Center	pg 16
Houston Fire Department	pg 17
Houston Police Department	pg 18
Municipal Courts Department	pg 19

#### **Development and Maintenance Departments**

Fleet Management Department	pg 20
General Services Department	pg 21
Houston Airport System	pg 22
Public Works and Engineering	pg 23
Solid Waste Management	pg 24

#### **Human and Cultural Services**

Department of Neighborhoods	pg 25
Health and Human Services	pg 26
Housing and Community Development	pg 27
Houston Public Library	pg 28
Parks and Recreation Department	pg 29

<b>APPENDIX A: Citywide Exempt Contracts <b>*NEW*</b></b>	<b>pg 31</b>
---	--------------

<b>APPENDIX B: Contracts by Council District <b>*NEW*</b></b>	<b>pg 32</b>
---	--------------

<b>APPENDIX C: Ratings on Closed Construction Contracts <b>*NEW*</b></b>	<b>pg 33</b>
--	--------------





## Background

In furtherance of Mayor Annise Parker's commitment to ensuring the success of small, minority and women-owned business enterprises (S/MWBEs), the Office of Business Opportunity (OBO) is charged with creating a competitive and diverse business environment in the City of Houston by promoting the growth and success of these historically underutilized businesses through their meaningful participation in the government procurement process. This progress is measured, in part, by monitoring the extent of these groups' participation on City contracts.

In compliance with Chapter 15, Article V of the City Code of Ordinances, this report details the progress city departments have made in attaining the utilization goals established for the City's S/MWBE program. In addition, for the purpose of reporting all certified firms awarded contracts managed by the City, this report also includes the amount awarded to certified Disadvantaged Business Enterprises (DBE) who participated in United States Department of Transportation funded contracts.

## S/MWDBE Awards Summary

Year to date FY2013, the City of Houston awarded \$242,278,357 to firms for construction, professional services, and purchasing agreements. However from this amount, \$19,290,649 were exempt contracts and \$6,945,984 were non-goal oriented contracts. Neither of these contract types require the utilization of certified firms, therefore the total dollar amount awarded on goal-oriented contracts was \$216,041,724. From this amount, \$46,798,845 was awarded to certified small, minority, women and disadvantaged business enterprises, which amounts to a utilization rate of 21.7%.

When S/MWDBE awards are analyzed by **ethnicity**, Hispanic-owned certified firms received 25.2% (\$11,771,897) of the total amount awarded. Certified Black-owned firms were awarded 16.9% (\$7,896,014). Asian-owned certified firms represented 17.0% (\$7,942,436) of dollars awarded. "Other Ethnicity" owned certified firms were awarded 15.6% (\$7,294,081). Typically the "Other Ethnicity" category includes participants of the SBE program. This category includes white males as well as all other non-minority classifications. Caucasian-Women owned certified firms were awarded 23.1% (\$10,797,290). Native American-owned certified firms earned 2.3% (\$1,097,128) of all dollars awarded. The total number of awards to certified firms was 1,777. The following represents the number of awards by ethnicity: Hispanics – 338, Blacks – 400, Caucasians – 393, Asians – 520, Other Ethnicities – 41 and Native Americans – 85.

When S/MWDBE awards are analyzed by **gender**, male certified enterprises were awarded 67% (\$31,474,173) of the total dollar amount awarded to certified firms, resulting in their receipt of 1,211 awards. Female certified firms were awarded 33% (\$15,324,672) of the total amount awarded to certified firms, resulting in their receipt of 566 awards.

When S/MWDBE awards are analyzed by **contract type**, certified S/MWDBE firms were awarded \$26,721,221 for construction, which is 27.1% of the total amount of \$98,553,892 awarded in all city-related construction projects. A total of \$11,350,873 was awarded to certified firms for professional services, which is 34.8% of all professional services contracts awarded citywide. A total of \$8,726,752 was awarded to certified firms on purchasing projects, which is 10.3% of all purchasing amounts awarded citywide.

## Availability of Certified Firms

As stated above, the awards for exempt contracts totaled \$19,290,649. This amount includes contracts valued at \$14,407,414 that were either approved by OBO for a goal waiver or whose goals were waived pursuant to the terms of an intergovernmental agreement. From this amount, OBO approved a contracting department's request to waive the goal on a contracts due to the unavailability of certified firms. The contract was awarded for repair & preventative maintenance of the crime lab analytical instruments for \$175,000. The specialized nature of this contract required that certified firms also have an FBI lab accreditation, however there were no certified firms available with this accreditation, therefore the goal was set at 0%. Please see page 31 for more details.

In addition, OBO granted contract departments request to reduced the goal for two contracts with limited certified firms available for fire and security alarm system maintenance, testing and monitoring services. These contracts total \$6,175,400 and are still goal-oriented.



---

## S/MWDBE Certification Types

**Small Business Enterprise (SBE)** certification is race and gender neutral, and applies only to eligible firms in the construction industry. SBE goals are typically applied only to construction related projects.

**Minority Business Enterprise (MBE)** certification applies to firms owned and operated by minorities. MBE goals may be applied to any locally funded contract type.

**Women Business Enterprise (WBE)** certification applies to firms owned and operated by females. WBE goals may be applied to locally funded non-construction related contracts.

**Persons with Disabilities Business Enterprise (PDBE)** certification applies to eligible firms owned and operated by individuals with an existing medically determined physical or mental impairment of a chronic or permanent character. PDBE utilization may be used to augment citywide goals set by City Council. Most PDBEs have multiple certification types. At the time that a contract is awarded, the prime contractor determines which certification type will be utilized. In most cases, PDBEs are utilized as a MBE or SBE.

**Disadvantaged Business Enterprise (DBE)** certification is a federal certification and applies to firms owned and operated by economically disadvantaged individuals. DBE goals apply only to U.S. Department of Transportation contracts that receive Federal financial assistance.

## S/MWDBE Contract Types and Goals

There are three types of contract and non-contract projects: construction, professional services and purchasing. These projects can either be goal-oriented, which require S/MWBE utilization, or non-goal-oriented, which do not require S/MWBE utilization. The following are goal-oriented contract types and their annual citywide goals set by City Council.

**Construction** contracts are related to construction projects only. The citywide goal for construction projects is 22%.

**Professional Services** contracts require a professional license e.g. architect, engineer, attorney, and accountant etc. The citywide goal for professional services contracts is 24%.

**Purchasing** contracts provide for the supply of goods and non-personal or nonprofessional services. The citywide goal for purchasing contracts is 11%.

The following are subcategories under Purchasing contracts. These are non-goal-oriented contract types and do not have citywide goals set by City Council. Note: the utilization of certified vendors on purchase orders and Pcards augments the citywide goal achievement percentage. Purchase orders and Pcard purchases are included in the "purchasing total" in this report.

- **Purchase orders:** direct orders for various purchases made from vendors.
- **Pcard purchases:** direct purchases from vendors using City of Houston purchasing cards

**Exempt contracts** are non goal-oriented and do not have assigned goals. The following reflects types of exempt contracts:

- **Emergency Contracts** - Contracts awarded due to an emergency to meet an immediate need.
- **Sole Source Contracts** - Contracts awarded to meet a need that can only be supplied from a firm that provides specialized and/or unique products or services.
- **Economic Burden** - Contracts that may not be financially feasible to award to a certified firm
- **Waivers** - Contracts that are approved for a zero percent goal by the Office of Business Opportunity as defined by Chapter 15, Article v, Section 15-83. These contracts do not have S/MWDBEs available in the market to perform the work or the contract can not be divided to include the use of S/MWDBE subcontractors.

**Non-Goal Oriented Contracts** – Construction contracts \$1,000,000 or less and Purchasing contracts \$100,000 or less.



### Citywide Dollars Awarded

	A	B	C = A+B	D = B/C
Contract Type	Non S/MWDBE	S/MWDBE Amount	Total Amount	S/MWDBE %
Construction Total	\$71,832,671	\$26,721,221	\$98,553,892	27.1%
Professional Services Total	\$21,225,577	\$11,350,873	\$32,576,450	34.8%
Purchasing Total	\$76,184,631	\$8,726,752	\$84,911,383	10.3%
<b>Total</b>	<b>\$169,242,879</b>	<b>\$46,798,845</b>	<b>\$216,041,724</b>	<b>21.7%</b>
Exempt/Waiver Contracts	\$18,151,649	\$1,139,000	\$19,290,649	5.9%
Non-Goal Oriented	\$6,008,146	\$937,838	\$6,945,984	13.5%
<b>Grand Total</b>	<b>\$193,402,674</b>	<b>\$48,875,683</b>	<b>\$242,278,357</b>	<b>20.2%</b>

- A. Non S/MWDBE Amount**- Dollars awarded to non-certified firms on contract and non-contract projects. Non-certified prime contractors and non-certified subcontractors are both utilized on projects, therefore this category includes prime and subcontractors.
- B. S/MWDBE Amount** - Dollars awarded to certified S/MWDBE firms on contract and non-contract projects. Certified S/MWDBEs can serve as both prime and subcontractors, therefore prime and subcontractors are both included in this category.
- C. Total Amount Awarded** - Total contract and non-contract dollars awarded to certified and non-certified firms.
- D. S/MWDBE %** - Percentage of the amount awarded to certified firms compared to the total amount awarded to certified and non-certified firms.

### Year to Date Participation Citywide

Contract Area	July 2012 - October 2012		
	Total	S/MWDBE	%
Construction - MBE		\$11,925,954	12.1%
Construction - SBE		\$9,196,258	9.3%
Construction - DBE		\$4,556,303	4.6%
Construction - WBE		\$1,042,705	1.1%
<b>Construction - Total</b>	<b>\$98,553,892</b>	<b>\$26,721,221</b>	<b>27.1%</b>
Professional Services - MBE		\$9,263,624	28.4%
Professional Services - SBE		\$500,000	1.5%
Professional Services - DBE		\$470,500	1.4%
Professional Services - WBE		\$1,116,749	3.4%
<b>Professional Services</b>	<b>\$32,576,450</b>	<b>\$11,350,873</b>	<b>34.8%</b>
<b>Purchasing<sup>(1)</sup></b>			
Purchasing Contracts - MBE		\$4,456,571	6.4%
Purchasing Contracts - SBE		\$7,700	0.0%
Purchasing Contracts - WBE		\$2,135,782	3.1%
<b>Total Purchasing Contracts</b>	<b>\$69,786,555</b>	<b>\$6,600,053</b>	<b>9.5%</b>
Purchase Orders	\$11,367,713	\$1,910,939	16.8%
PCARD	\$3,757,115	\$215,759	5.7%
<b>Purchasing Total</b>	<b>\$84,911,383</b>	<b>\$8,726,752</b>	<b>10.3%</b>
<b>Total without Exempt Purchases</b>	<b>\$216,041,724</b>	<b>\$46,798,845</b>	<b>21.7%</b>
Exempted Purchases	\$19,290,649	\$1,139,000	5.9%
Non-Goal Oriented Contracts	\$6,945,984	\$937,838	13.5%
<b>Total with Exempt Purchases</b>	<b>\$242,278,357</b>	<b>\$48,875,683</b>	<b>20.2%</b>

1) Purchase orders and Pcards have multiple certification types which do not require a designation at the time of purchase.





### Citywide S/MWDBE Awards by Certification Type

Ethnicity	DBE	MBE	SBE	WBE	Other	Total Award	Count
Asian	\$1,260,105	\$5,861,237	\$500,000	\$10,000	\$311,094	\$7,942,436	520
Black	\$372,811	\$6,706,759	\$28,041		\$788,401	\$7,896,014	400
Hispanic	\$133,473	\$10,640,838	\$820,847	\$7	\$176,732	\$11,771,897	338
Native American		\$1,065,641			\$31,487	\$1,097,128	85
Other Ethnicity			\$7,254,230		\$39,850	\$7,294,081	41
Caucasian Women	\$3,260,414	\$1,371,674	\$1,100,840	\$4,285,229	\$779,134	\$10,797,290	393
<b>Total Award</b>	<b>\$5,026,803</b>	<b>\$25,646,149</b>	<b>\$9,703,959</b>	<b>\$4,295,237</b>	<b>\$2,126,698</b>	<b>\$46,798,845</b>	<b>1,777</b>

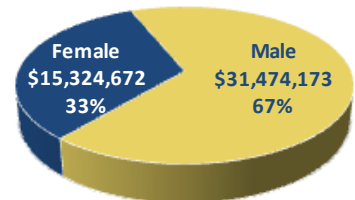
• Other certification type category reflects firms that have multiple certification types. This category mainly includes Pcards and purchase orders which do not require the certification type designated at the time of purchase.

### Citywide S/MWDBE Awards by Contractor Type

Row Labels	Non S/MWDBE	A	B	C=A/B
		S/MWDBE	Total Award	Percent
Prime	\$143,660,862	\$15,027,003	\$158,687,866	9.5%
Subcontractor	\$12,583,887	\$29,645,143	\$42,229,031	70.2%
Other Contractor Type	\$12,998,130	\$2,126,698	\$15,124,828	14.1%
<b>Total Award</b>	<b>\$169,242,879</b>	<b>\$46,798,845</b>	<b>\$216,041,724</b>	<b>21.7%</b>

• The "other" contractor type reflects Pcards and purchase orders which do not require the contractor type designated.

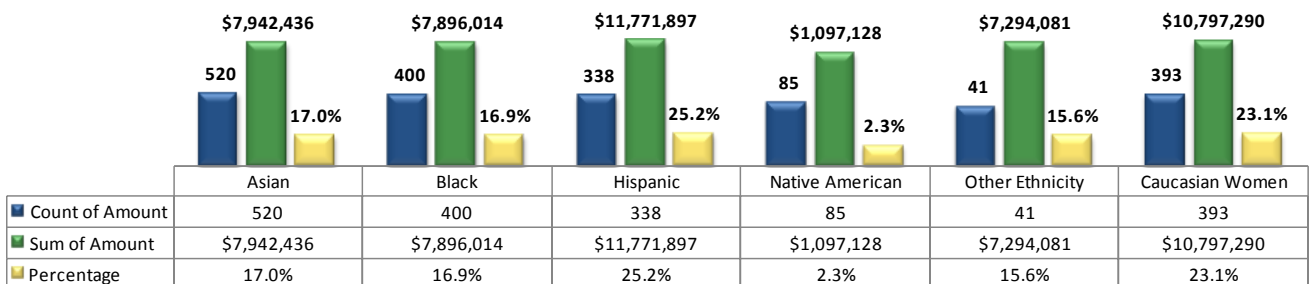
### Citywide S/MWDBE Awards by Gender



### Citywide S/MWDBE Awards by Ethnicity and Contract Type

Contract Type	Asian	Black	Hispanic	Native American	Other Ethnicity	Caucasian Women	Total Award
Construction	\$3,815,288	\$1,571,033	\$7,784,330	\$1,019,381	\$7,246,530	\$5,284,659	\$26,721,221
Professional Services	\$3,788,540	\$2,792,934	\$3,384,715	\$46,260	\$0	\$1,338,424	\$11,350,873
Purchase Orders	\$266,718	\$760,261	\$104,576	\$28,719	\$36,039	\$714,627	\$1,910,939
Purchasing - Contracts	\$27,514	\$2,743,646	\$426,120		\$7,700	\$3,395,074	\$6,600,053
Purchasing- Pcards	\$44,376	\$28,140	\$72,156	\$2,768	\$3,812	\$64,507	\$215,759
<b>Total Award</b>	<b>\$7,942,436</b>	<b>\$7,896,014</b>	<b>\$11,771,897</b>	<b>\$1,097,128</b>	<b>\$7,294,081</b>	<b>\$10,797,290</b>	<b>\$46,798,845</b>

### Citywide S/MWDBE Awards by Ethnicity



• The count in each chart represents the number of awards. The percentage represents the portion of dollars awarded to certified firms compared to the total dollar amount awarded to all certified firms.







FY2013 S/MWDBE Awards by Department July - October <sup>(1)</sup>							
Department/Division <sup>(2)</sup>	Non-S/MWDBE		S/MWDBE		Total Award		
	A		B		C=A+B		D=B/C
	Count	Amount	Count	Amount	Count	Total	Current Percentage
Administration & Regulatory Affairs	444	\$787,910	9	\$45,638	453	\$833,548	5.5%
Conventions and Entertainment	-	\$0	1	\$750	1	\$750	100.0%
City Council *	140	\$39,052	2	368	142	\$39,420	0.9%
City of Houston *	85	\$323,229	9	30,426	94	\$353,655	8.6%
City Secretary *	2	\$5,178	-	-	2	\$5,178	0.0%
City Controller *	85	\$60,659	1	\$459	86	\$61,118	0.8%
Department of Neighborhoods	102	\$38,928	4	\$3,400	106	\$42,328	8.0%
Finance Department	39	\$1,655,210	2	194,900	41	\$1,850,110	10.5%
Fleet Management Department	682	\$2,257,734	9	139,010	691	\$2,396,744	5.8%
General Government*	12	\$97,104			12	\$97,104	0.0%
General Services Department	1,329	\$3,282,863	302	\$1,638,498	1,631	\$4,921,361	33.3%
Houston Airport System	1,765	\$28,789,876	206	\$8,399,916	1,971	\$37,189,792	22.6%
Housing & Community Development	152	\$7,584,442	38	\$3,541,055	190	\$11,125,497	31.8%
Houston Emergency Center	153	\$45,602	2	\$5,000	155	\$50,602	9.9%
Houston Fire Department	643	\$1,744,161	21	\$22,215	664	\$1,766,376	1.3%
Health and Human Services*	1,017	\$921,396	22	\$14,481	1,039	\$935,877	1.5%
Houston Police Department	1,160	\$17,743,490	66	\$1,885,343	1,226	\$19,628,833	9.6%
Houston Public Library*	241	\$215,491	13	\$3,316	254	\$218,807	1.5%
Human Resources	190	\$125,656	18	\$55,481	208	\$181,137	30.6%
Information Technology	203	\$120,065	8	\$125,153	211	\$245,218	51.0%
Legal Department*	330	\$146,253	2	\$3,051	332	\$149,304	2.0%
Municipal Courts Department	371	\$57,534	4	\$11,092	375	\$68,626	16.2%
Mayor's Office <sup>(3)</sup>	145	\$1,450,369	-	\$0	145	\$1,450,369	0.0%
Office of Business Opportunity	32	\$9,402	3	\$1,153	35	\$10,555	10.9%
Planning Department *	29	\$57,649	-	\$0	29	\$57,649	0.0%
Parks and Recreation Department*	1,570	\$642,607	32	\$24,436	1,602	\$667,043	3.7%
Public Works and Engineering	4,416	\$94,254,886	982	\$30,108,614	5,398	\$124,363,500	24.2%
Strategic Purchasing Division	4	\$6,131,993	7	\$512,733	11	\$6,644,727	7.7%
Solid Waste Department	238	\$654,139	14	\$32,356	252	\$686,495	4.7%
<b>Total</b>	<b>15,579</b>	<b>\$169,242,879</b>	<b>1,777</b>	<b>\$46,798,845</b>	<b>17,356</b>	<b>\$216,041,724</b>	<b>21.7%</b>

\* Departments denoted with an asterisk only include expenditures for purchase orders and Pcards, which are not goal-oriented and do not require certified firms on each purchase. However, certified firms that were utilized on purchase orders and Pcards are counted toward the purchasing goal.

- (1) Excludes exempt contracts.
- (2) The amounts for Strategic Purchasing, General Government and City of Houston reflect contracts and non-contracts processed for multiple departments and cannot be applied to the certified vendor awards for one department only.
- (3) The Mayor's Office has a contract valued at \$685K with a four percent goal, however the certified firms were not identified at award but are intended to be identified during the course of the contract.



**FY2013 Citywide Prime and Subcontractor  
by Certification Type**

Dept	S/MWDBE								S/MWDBE Total	Total Awards	Percent
	DBE	MBE		SBE		WBE		Other			
	Sub	Prime	Sub	Prime	Sub	Prime	Sub				
ARA			\$31,539			\$14,098			\$45,638	\$833,548	5.5%
C&E						\$750			\$750	\$750	100.0%
CNL						\$368			\$368	\$39,420	0.9%
COH						\$30,426			\$30,426	\$353,655	8.6%
CS										\$5,178	0.0%
CTR						\$459			\$459	\$61,118	0.8%
DON						\$3,400			\$3,400	\$42,328	8.0%
FIN						\$48,900		\$146,000	\$194,900	\$1,850,110	10.5%
FMD			\$137,840			\$1,170			\$139,010	\$2,396,744	5.8%
GG										\$97,104	0.0%
GSD		\$608,500	\$553,609	\$0	\$133,504	\$210,422	\$50,732	\$81,731	\$1,638,498	\$4,921,361	33.3%
HAS	\$4,556,303	\$100,000	\$2,818,143		\$490,068	\$198,453		\$236,949	\$8,399,916	\$37,189,792	22.6%
HCD			\$287,417	\$2,791,941	\$52,448	\$409,248			\$3,541,055	\$11,125,497	31.8%
HEC						\$5,000			\$5,000	\$50,602	9.9%
HFD						\$22,215			\$22,215	\$1,766,376	1.3%
HHS						\$14,481			\$14,481	\$935,877	1.5%
HPD			\$1,768,770			\$42,113		\$74,460	\$1,885,343	\$19,628,833	9.6%
HPL						\$3,316			\$3,316	\$218,807	1.5%
HR						\$55,481			\$55,481	\$181,137	30.6%
ITD						\$125,153			\$125,153	\$245,218	51.0%
LGL						\$3,051			\$3,051	\$149,304	2.0%
MCD						\$11,092			\$11,092	\$68,626	16.2%
MYR										\$1,450,369	0.0%
OBO						\$1,153			\$1,153	\$10,555	10.9%
PD										\$57,649	0.0%
PRD						\$24,436			\$24,436	\$667,043	3.7%
PWE	\$470,500	\$7,174,031	\$11,676,374	\$2,514,400	\$3,721,598	\$869,155	\$1,787,400	\$1,895,156	\$30,108,614	\$124,363,500	24.2%
SPD			\$489,926					\$22,808	\$512,733	\$6,644,727	7.7%
SWD						\$32,356			\$32,356	\$686,495	4.7%
Total	\$5,026,803	\$7,882,531	\$17,763,618	\$5,306,341	\$4,397,617	\$2,126,698	\$1,838,132	\$2,457,105	\$46,798,845	\$216,041,724	21.7%

(1) The "other" contractor type reflects Pcards and purchase orders which do not require the certification type of the firm to be designated.







---

## **Details by Department**

### **Administration Departments**

Administration and Regulatory Affairs	pg 10
Finance Department	pg 11
Human Resources	pg 12
Information Technology	pg 13
Legal Department	pg 14
Office of Business Opportunity	pg 15

### **Public Safety Departments**

Houston Emergency Center	pg 16
Houston Fire Department	pg 17
Houston Police Department	pg 18
Municipal Courts Department	pg 19

### **Development and Maintenance Departments**

Fleet Management Department	pg 20
General Services Department	pg 21
Houston Airport System	pg 22
Public Works and Engineering	pg 23
Solid Waste Management	pg 24

### **Human and Cultural Services**

Department of Neighborhoods	pg 25
Health and Human Services	pg 26
Housing and Community Development	pg 27
Houston Public Library	pg 28
Parks and Recreation Department	pg 29

# Administration and Regulatory Affairs

## Details by Department

Jul 1, 2012 - Oct 31, 2012

- Year to date in FY2013, the Administration and Regulatory Affairs Department (ARA) awarded \$932,298 to certified and non-certified firms. However, from this amount \$98,750 was non-goal oriented. Out of the remaining \$833,548, a total of \$45,638 was awarded to certified firms which amounts to a 5.5% utilization.
- The purchasing total of \$833,548 includes: \$541,690 purchasing contracts, \$154,573 purchase orders, and \$137,286 in Pcard transactions.

### FY2013 Dollars Awarded

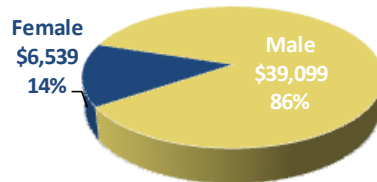
	A	B	C = A+B	D = B/C
Contract Type	Non S/MWBE Amount	S/MWBE Amount	Total Amount Awarded	S/MWBE %
Construction Total	\$0	\$0	\$0	0.0%
Professional Services Total	\$0	\$0	\$0	0.0%
Purchasing Total	\$787,910	\$45,638	\$833,548	5.5%
<b>Total</b>	<b>\$787,910</b>	<b>\$45,638</b>	<b>\$833,548</b>	<b>5.5%</b>
Exempt/Waiver Contracts	\$0	\$0	\$0	0.0%
Non-Goal Oriented	\$98,750	\$0	\$98,750	0.0%
<b>Grand Total</b>	<b>\$886,660</b>	<b>\$45,638</b>	<b>\$932,298</b>	<b>4.9%</b>

### FY2013 S/MWBE Awards by Contractor Type

	A		B	C=A/B
Contract Type	Non S/MWBE	S/MWBE	Total Award	Percent
Prime	\$510,150		\$510,150	0.0%
Subcontractor		\$31,539	\$31,539	100.0%
Other Contractor Type	\$277,760	\$14,098	\$291,859	4.8%
Total Award	\$787,910	\$45,638	\$833,548	5.5%

- The "other" contractor type reflects Pcards and purchase orders which do not require the contractor type designated.

### FY2013 S/MWBE Awards by Gender

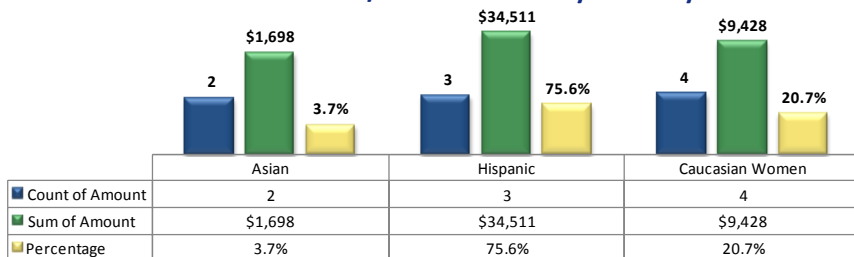


### FY2013 S/MWBE Awards by Certification Type

Ethnicity	MBE	Other	Total Award	Count
Asian		\$1,698	\$1,698	2
Hispanic	\$31,539	\$2,972	\$34,511	3
Caucasian Women		\$9,428	\$9,428	4
<b>Total Award</b>	<b>\$31,539</b>	<b>\$14,098</b>	<b>\$45,638</b>	<b>9</b>

- "Other" certification type category reflects firms that have multiple certification types. This category mainly includes Pcards and purchase orders which do not require that certification type be designated at the time of purchase.

### FY2013 S/MWBE Awards by Ethnicity



- The count in each chart represents the number of awards. The percentage represents the portion of dollars awarded to certified firms compared to the total dollar amount awarded to all certified firms.

# Finance

## Details by Department

Jul 1, 2012 - Oct 31, 2012

- Year to date in FY2013, the Finance Department (FIN) awarded \$1,850,110 to certified and non-certified firms. Out of \$1,850,110, a total of \$194,900 was awarded to certified firms which amounts to a 10.5% utilization.
- The purchasing total of \$143,209 includes: \$139,288 purchase orders and \$3,921 in Pcard transactions.

### FY2013 Dollars Awarded

	A	B	C = A+B	D = B/C
Contract Type	Non S/MWBE Amount	S/MWBE Amount	Total Amount Awarded	S/MWBE %
Construction Total	\$0	\$0	\$0	0.0%
Professional Services Total	\$1,560,901	\$146,000	\$1,706,901	8.6%
Purchasing Total	\$94,309	\$48,900	\$143,209	34.1%
<b>Total</b>	<b>\$1,655,210</b>	<b>\$194,900</b>	<b>\$1,850,110</b>	<b>10.5%</b>
Exempt/Waiver Contracts	\$0	\$0	\$0	0.0%
Non-Goal Oriented	\$0	\$0	\$0	0.0%
<b>Grand Total</b>	<b>\$1,655,210</b>	<b>\$194,900</b>	<b>\$1,850,110</b>	<b>10.5%</b>

### FY2013 S/MWBE Awards by Contractor Type

	A	B	C=A/B
Contract Type	Non S/MWBE	S/MWBE	Total Award Percent
Prime	\$1,560,901		\$1,560,901 0.0%
Subcontractor		\$146,000	\$146,000 100.0%
Other Contractor Type	\$94,309	\$48,900	\$143,209 34.1%
<b>Total Award</b>	<b>\$1,655,210</b>	<b>\$194,900</b>	<b>\$1,850,110 10.5%</b>

- The "other" contractor type reflects Pcards and purchase orders which do not require the contractor type designated.

### FY2013 S/MWBE Awards by Gender

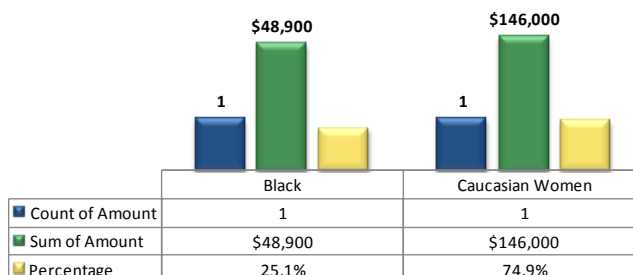


### FY2013 S/MWBE Awards by Certification Type

Ethnicity	Other	WBE	Total Award	Count
Black	\$48,900		\$48,900	1
Caucasian Women		\$146,000	\$146,000	1
<b>Total Award</b>	<b>\$48,900</b>	<b>\$146,000</b>	<b>\$194,900</b>	<b>2</b>

- "Other" certification type category reflects firms that have multiple certification types. This category mainly includes Pcards and purchase orders which do not require that certification type be designated at the time of purchase.

### FY2013 S/MWBE Awards by Ethnicity



- The count in each chart represents the number of awards. The percentage represents the portion of dollars awarded to certified firms compared to the total dollar amount awarded to all certified firms.

# Human Resources

## Details by Department

Jul 1, 2012 - Oct 31, 2012

- Year to date in FY2013, the Human Resources Department (HR) awarded \$181,137 to certified and non-certified firms. Out of \$181,137, a total of \$55,481 was awarded to certified firms which amounts to a 30.6% utilization.
- The purchasing total of \$181,137 includes: \$137,504 purchase orders and \$43,633 Pcards.

### FY2013 Dollars Awarded

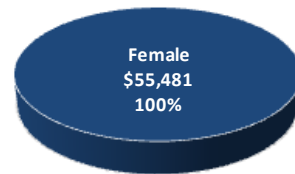
	A	B	C = A+B	D = B/C
Contract Type	Non S/MWBE Amount	S/MWBE Amount	Total Amount Awarded	S/MWBE %
Construction Total	\$0	\$0	\$0	0.0%
Professional Services Total	\$0	\$0	\$0	0.0%
Purchasing Total	\$125,656	\$55,481	\$181,137	30.6%
<b>Total</b>	<b>\$125,656</b>	<b>\$55,481</b>	<b>\$181,137</b>	<b>30.6%</b>
Exempt/Waiver Contracts	\$0	\$0	\$0	0.0%
Non-Goal Oriented	\$0	\$0	\$0	0.0%
<b>Grand Total</b>	<b>\$125,656</b>	<b>\$55,481</b>	<b>\$181,137</b>	<b>30.6%</b>

### FY2013 S/MWBE Awards by Contractor Type

	A	B	C=A/B
Contract Type	Non S/MWBE	S/MWBE	Total Award
Other Contractor Type	\$125,656	\$55,481	\$181,137
<b>Total Award</b>	<b>\$125,656</b>	<b>\$55,481</b>	<b>\$181,137</b>

- The "other" contractor type reflects Pcards and purchase orders which do not require the contractor type designated.

### FY2013 S/MWBE Awards by Gender

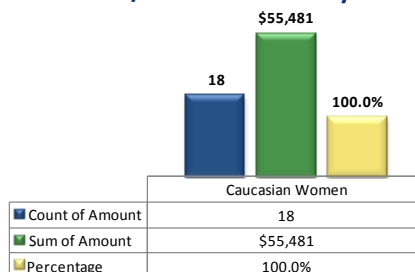


### FY2013 S/MWBE Awards by Certification Type

Ethnicity	Other	Total Award	Count
Caucasian Women	\$55,481	\$55,481	18
<b>Total Award</b>	<b>\$55,481</b>	<b>\$55,481</b>	<b>18</b>

- "Other" certification type category reflects firms that have multiple certification types. This category mainly includes Pcards and purchase orders which do not require that certification type be designated at the time of purchase.

### FY2013 S/MWBE Awards by Ethnicity



- The count in each chart represents the number of awards. The percentage represents the portion of dollars awarded to certified firms compared to the total dollar amount awarded to all certified firms.

# Information Technology

## Details by Department

Jul 1, 2012 - Oct 31, 2012

- Year to date in FY2013, the Information Technology Department (ITD) awarded \$2,685,403 to certified and non-certified firms. Approximately \$2,440,186 were exempt contracts, therefore the remaining amount of \$245,218 was goal-oriented. Out of \$245,218 a total of \$125,153 was awarded to certified firms which amounts to a 51.0% utilization.
- The purchasing total of \$245,218 includes: \$176,036 purchase orders, and \$69,182 Pcards.
- The exempt contracts total of \$2,440,186 includes contracts worth \$2,340,186 where a waiver was granted from the Office of Business Opportunity and \$100,000 exempt contracts without waivers.

### FY2013 Dollars Awarded

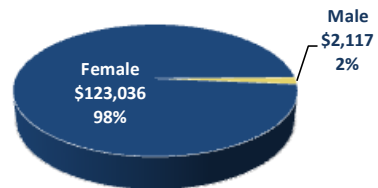
	A	B	C = A+B	D = B/C
Contract Type	Non S/MWBE Amount	S/MWBE Amount	Total Amount Awarded	S/MWBE %
Construction Total	\$0	\$0	\$0	0.0%
Professional Services Total	\$0	\$0	\$0	0.0%
Purchasing Total	\$120,065	\$125,153	\$245,218	51.0%
<b>Total</b>	<b>\$120,065</b>	<b>\$125,153</b>	<b>\$245,218</b>	<b>51.0%</b>
Exempt/Waiver Contracts	\$2,440,186	\$0	\$2,440,186	0.0%
Non-Goal Oriented	\$0	\$0	\$0	0.0%
<b>Grand Total</b>	<b>\$2,560,250</b>	<b>\$125,153</b>	<b>\$2,685,403</b>	<b>4.7%</b>

### FY2013 S/MWBE Awards by Contractor Type

Contract Type	A	B	C=A/B
Contract Type	Non S/MWBE	S/MWBE	Total Award
Other Contractor Type	\$120,065	\$125,153	\$245,218
<b>Total Award</b>	<b>\$120,065</b>	<b>\$125,153</b>	<b>\$245,218</b>

- The "other" contractor type reflects Pcards and purchase orders which do not require the contractor type designated.

### FY2013 S/MWBE Awards by Gender

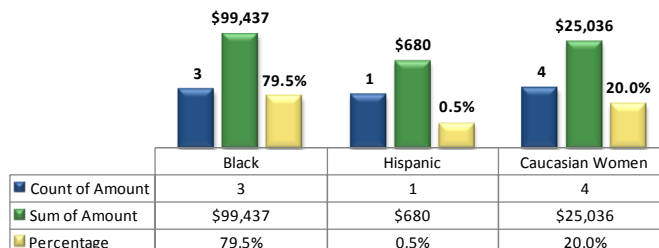


### FY2013 S/MWBE Awards by Certification Type

Ethnicity	Other	Total Award	Count
Black	\$99,437	\$99,437	3
Hispanic	\$680	\$680	1
Caucasian Women	\$25,036	\$25,036	4
<b>Total Award</b>	<b>\$125,153</b>	<b>\$125,153</b>	<b>8</b>

- "Other" certification type category reflects firms that have multiple certification types. This category mainly includes Pcards and purchase orders which do not require that certification type be designated at the time of purchase.

### FY2013 S/MWBE Awards by Ethnicity



- The count in each chart represents the number of awards. The percentage represents the portion of dollars awarded to certified firms compared to the total dollar amount awarded to all certified firms.

# Legal Department

## Details by Department

Jul 1, 2012 - Oct 31, 2012

- Year to date in FY2013, the Legal Department (LGL) awarded \$774,304 to certified and non-certified firms. Approximately \$625,000 were exempt contracts, therefore the remaining total of \$149,304. Out of \$149,304 a total of \$3,051 was awarded to certified firms which amounts to 2.0% utilization.
- The purchasing total of \$149,304 includes \$132,771 purchase orders and \$16,534 Pcards.
- All exempt contracts of \$625,000 includes a waiver from the Office of Business Opportunity.

### FY2013 Dollars Awarded

	A	B	C = A+B	D = B/C
Contract Type	Non S/MWBE Amount	S/MWBE Amount	Total Amount Awarded	S/MWBE %
Construction Total	\$0	\$0	\$0	0.0%
Professional Services Total	\$0	\$0	\$0	0.0%
Purchasing Total	\$146,253	\$3,051	\$149,304	2.0%
<b>Total</b>	<b>\$146,253</b>	<b>\$3,051</b>	<b>\$149,304</b>	<b>2.0%</b>
Exempt/Waiver Contracts	\$625,000	\$0	\$625,000	0.0%
Non-Goal Oriented	\$0	\$0	\$0	0.0%
<b>Grand Total</b>	<b>\$771,253</b>	<b>\$3,051</b>	<b>\$774,304</b>	<b>0.4%</b>

### FY2013 S/MWBE Awards by Contractor Type

Contract Type	A	B	C=A/B
Non S/MWBE	S/MWBE	Total Award	Percent
Other Contractor Type	\$146,253	\$3,051	\$149,304 2.0%
<b>Total Award</b>	<b>\$146,253</b>	<b>\$3,051</b>	<b>\$149,304 2.0%</b>

- The "other" contractor type reflects Pcards and purchase orders which do not require the contractor type designated.

### FY2013 S/MWBE Awards by Gender

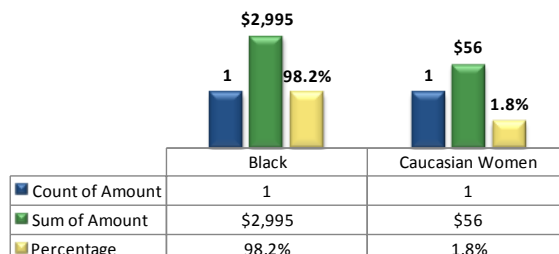


### FY2013 S/MWBE Awards by Certification Type

Ethnicity	Other	Total Award	Count
Black	\$2,995	\$2,995	1
Caucasian Women	\$56	\$56	1
<b>Total Award</b>	<b>\$3,051</b>	<b>\$3,051</b>	<b>2</b>

- "Other" certification type category reflects firms that have multiple certification types. This category mainly includes Pcards and purchase orders which do not require that certification type be designated at the time of purchase.

### FY2013 S/MWBE Awards by Ethnicity



- The count in each chart represents the number of awards. The percentage represents the portion of dollars awarded to certified firms compared to the total dollar amount awarded to all certified firms.



# Office of Business Opportunity

## Details by Department

Jul 1, 2012 - Oct 31, 2012

- Year to date in FY2013, the Office of Business Opportunity (OBO) awarded \$10,555 to certified and non-certified firms. Out of \$ 10,555, a total of \$1,153 was awarded to certified firms which amounts to a 10.9% utilization.
- The purchasing total of \$10,555 includes Pcards.

### FY2013 Dollars Awarded

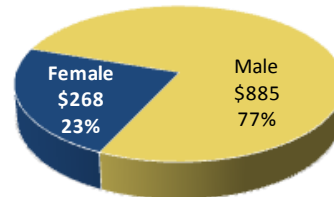
	A	B	C = A+B	D = B/C
Contract Type	Non S/MWBE Amount	S/MWBE Amount	Total Amount Awarded	S/MWBE %
Construction Total	\$0	\$0	\$0	0.0%
Professional Services Total	\$0	\$0	\$0	0.0%
Purchasing Total	\$9,402	\$1,153	\$10,555	10.9%
<b>Total</b>	<b>\$9,402</b>	<b>\$1,153</b>	<b>\$10,555</b>	<b>10.9%</b>
Exempt/Waiver Contracts	\$0	\$0	\$0	0.0%
Non-Goal Oriented	\$0	\$0	\$0	0.0%
<b>Grand Total</b>	<b>\$9,402</b>	<b>\$1,153</b>	<b>\$10,555</b>	<b>10.9%</b>

### FY2013 S/MWBE Awards by Contractor Type

	A	B	C=A/B
Contract Type	Non S/MWBE	S/MWBE	Total Award
Other Contractor Type	\$9,402	\$1,153	\$10,555
<b>Total Award</b>	<b>\$9,402</b>	<b>\$1,153</b>	<b>\$10,555</b>

- The "other" contractor type reflects Pcards and purchase orders which do not require the contractor type designated.

### FY2013 S/MWBE Awards by Gender

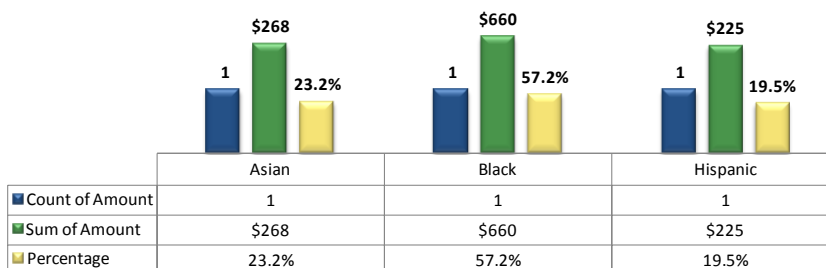


### FY2013 S/MWBE Awards by Certification Type

Ethnicity	Other	Total Award	Count
Asian	\$268	\$268	1
Black	\$660	\$660	1
Hispanic	\$225	\$225	1
<b>Total Award</b>	<b>\$1,153</b>	<b>\$1,153</b>	<b>3</b>

- "Other" certification type category reflects firms that have multiple certification types. This category mainly includes Pcards and purchase orders which do not require that certification type be designated at the time of purchase.

### FY2013 S/MWBE Awards by Ethnicity



- The count in each chart represents the number of awards. The percentage represents the portion of dollars awarded to certified firms compared to the total dollar amount awarded to all certified firms.

# Houston Emergency Center

## Details by Department

Jul 1, 2012 - Oct 31, 2012

- Year to date in FY2013, the Houston Emergency Center (HEC) awarded \$50,602 to certified and non-certified firms. Out of \$50,602 a total of \$5,000 was awarded to certified firms which amounts to a 9.9% utilization.
- The purchasing total of \$50,602 includes: \$19,612 purchase orders, and \$30,989 Pcards.

### FY2013 Dollars Awarded

	A	B	C = A+B	D = B/C
Contract Type	Non S/MWBE Amount	S/MWBE Amount	Total Amount Awarded	S/MWBE %
Construction Total	\$0	\$0	\$0	0.0%
Professional Services Total	\$0	\$0	\$0	0.0%
Purchasing Total	\$45,602	\$5,000	\$50,602	9.9%
<b>Total</b>	<b>\$45,602</b>	<b>\$5,000</b>	<b>\$50,602</b>	<b>9.9%</b>
Exempt/Waiver Contracts	\$0	\$0	\$0	0.0%
Non-Goal Oriented	\$0	\$0	\$0	0.0%
<b>Grand Total</b>	<b>\$45,602</b>	<b>\$5,000</b>	<b>\$50,602</b>	<b>9.9%</b>

### FY2013 S/MWBE Awards by Contractor Type

Contract Type	A	B	C=A/B
Non S/MWBE	S/MWBE	Total Award	Percent
Other Contractor Type	\$45,602	\$5,000	\$50,602 9.9%
<b>Total Award</b>	<b>\$45,602</b>	<b>\$5,000</b>	<b>\$50,602 9.9%</b>

- The "other" contractor type reflects Pcards and purchase orders which do not require the contractor type designated.

### FY2013 S/MWBE Awards by Gender

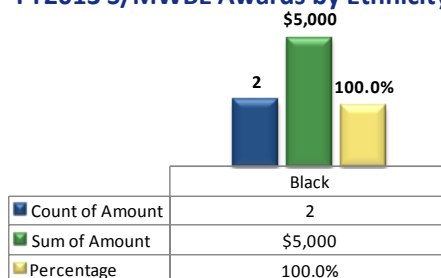


### FY2013 S/MWBE Awards by Certification Type

Ethnicity	Other	Total Award	Count
Black	\$5,000	\$5,000	2
<b>Total Award</b>	<b>\$5,000</b>	<b>\$5,000</b>	<b>2</b>

- "Other" certification type category reflects firms that have multiple certification types. This category mainly includes Pcards and purchase orders which do not require that certification type be designated at the time of purchase.

### FY2013 S/MWBE Awards by Ethnicity



- The count in each chart represents the number of awards. The percentage represents the portion of dollars awarded to certified firms compared to the total dollar amount awarded to all certified firms.

# Houston Fire Department

## Details by Department

Jul 1, 2012 - Oct 31, 2012

- Year to date in FY2013, the Houston Fire Department (HFD) awarded \$3,528,084 to certified and non-certified firms. Approximately \$1,761,708 were exempt contracts, therefore the remaining total of \$1,766,376 was goal-oriented contracts. Out of \$1,766,376, a total of \$22,215 was awarded to certified firms which amounts to a 1.3% utilization.
- The purchasing total of \$1,766,376 includes: \$1,052,500 purchasing contracts, \$612,652 purchase orders, and \$101,224 Pcards.
- All exempt contracts of \$1,761,708 includes a waiver from the Office of Business Opportunity.

### FY2013 Dollars Awarded

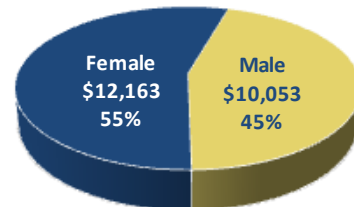
	A	B	C = A+B	D = B/C
Contract Type	Non S/MWBE Amount	S/MWBE Amount	Total Amount Awarded	S/MWBE %
Construction Total	\$0	\$0	\$0	0.0%
Professional Services Total	\$0	\$0	\$0	0.0%
Purchasing Total	\$1,744,161	\$22,215	\$1,766,376	1.3%
<b>Total</b>	<b>\$1,744,161</b>	<b>\$22,215</b>	<b>\$1,766,376</b>	<b>1.3%</b>
Exempt/Waiver Contracts	\$1,761,708	\$0	\$1,761,708	0.0%
Non-Goal Oriented	\$0	\$0	\$0	0.0%
<b>Grand Total</b>	<b>\$3,505,869</b>	<b>\$22,215</b>	<b>\$3,528,084</b>	<b>0.6%</b>

### FY2013 S/MWBE Awards by Contractor Type

Contract Type	A	B	C=A/B
Non S/MWBE	S/MWBE	Total Award	Percent
Prime	\$1,052,500	\$1,052,500	0.0%
Other Contractor Type	\$691,661	\$713,876	3.1%
<b>Total Award</b>	<b>\$1,744,161</b>	<b>\$22,215</b>	<b>1.3%</b>

- The "other" contractor type reflects Pcards and purchase orders which do not require the contractor type designated.

### FY2013 S/MWBE Awards by Gender

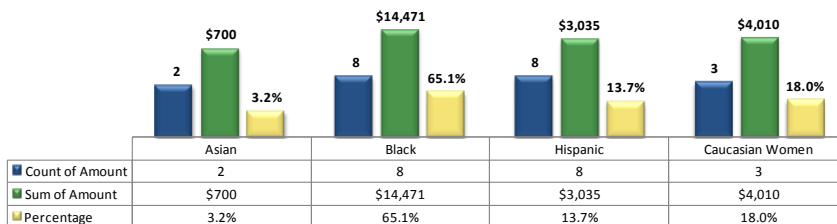


### FY2013 S/MWBE Awards by Certification Type

Ethnicity	Other	Total Award	Count
Asian	\$700	\$700	2
Black	\$14,471	\$14,471	8
Hispanic	\$3,035	\$3,035	8
Caucasian Women	\$4,010	\$4,010	3
<b>Total Award</b>	<b>\$22,215</b>	<b>\$22,215</b>	<b>21</b>

- "Other" certification type category reflects firms that have multiple certification types. This category mainly includes Pcards and purchase orders which do not require that certification type be designated at the time of purchase.

### FY2013 S/MWBE Awards by Ethnicity



- The count in each chart represents the number of awards. The percentage represents the portion of dollars awarded to certified firms compared to the total dollar amount awarded to all certified firms.

# Houston Police Department

## Details by Department

Jul 1, 2012 - Oct 31, 2012

- Year to date in FY2013, the Houston Police Department (HPD) awarded \$23,762,926 to certified and non-certified firms. However, from this amount \$187,233 was non-goal oriented. Approximately \$3,946,870 were exempt contracts, therefore the remaining total of \$19,628,833 was goal oriented. Out of \$19,628,833, a total of \$1,885,343 was awarded to certified firms which amounts to an 9.6% utilization.
- The purchasing total of \$14,167,797 includes: \$12,723,230 purchasing contracts, \$1,293,871 purchase orders, and \$150,697 Pcards.

### FY2013 Dollars Awarded

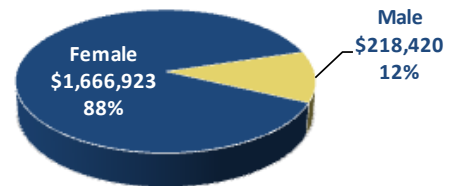
	A	B	C = A+B	D = B/C
Contract Type	Non S/MWBE Amount	S/MWBE Amount	Total Amount Awarded	S/MWBE %
Construction Total	\$0	\$0	\$0	0.0%
Professional Services Total	\$5,461,036	\$0	\$5,461,036	0.0%
Purchasing Total	\$12,282,454	\$1,885,343	\$14,167,797	13.3%
<b>Total</b>	<b>\$17,743,490</b>	<b>\$1,885,343</b>	<b>\$19,628,833</b>	<b>9.6%</b>
Exempt/Waiver Contracts	\$3,946,870	\$0	\$3,946,870	0.0%
Non-Goal Oriented	\$187,223	\$0	\$187,223	0.0%
<b>Grand Total</b>	<b>\$21,877,583</b>	<b>\$1,885,343</b>	<b>\$23,762,926</b>	<b>7.9%</b>

### FY2013 S/MWBE Awards by Contractor Type

	A	B	C=A/B
Contract Type	Non S/MWBE	S/MWBE	Total Award
Prime	\$16,341,036	\$16,341,036	0.0%
Subcontractor	\$1,843,230	\$1,843,230	100.0%
Other Contractor Type	\$1,402,454	\$42,113	\$1,444,567
<b>Total Award</b>	<b>\$17,743,490</b>	<b>\$1,885,343</b>	<b>\$19,628,833</b>

- The "other" contractor type reflects Pcards and purchase orders which do not require the contractor type designated.

### FY2013 S/MWBE Awards by Gender

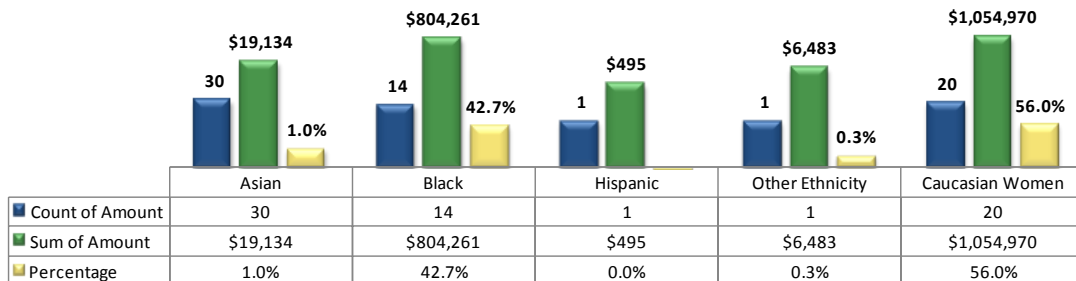


### FY2013 S/MWBE Awards by Certification Type

Ethnicity	MBE	Other	WBE	Total Award	Count
Asian		\$19,134		\$19,134	30
Black	\$793,770	\$10,491		\$804,261	14
Hispanic		\$495		\$495	1
Other Ethnicity		\$6,483		\$6,483	1
Caucasian Women	\$975,000	\$5,510	\$74,460	\$1,054,970	20
<b>Total Award</b>	<b>\$1,768,770</b>	<b>\$42,113</b>	<b>\$74,460</b>	<b>\$1,885,343</b>	<b>66</b>

- "Other" certification type category reflects firms that have multiple certification types. This category mainly includes Pcards and purchase orders which do not require that certification type be designated at the time of purchase.

### FY2013 S/MWBE Awards by Ethnicity



- The count in each chart represents the number of awards. The percentage represents the portion of dollars awarded to certified firms compared to the total dollar amount awarded to all certified firms.

# Municipal Courts Department

## Details by Department

Jul 1, 2012 - Oct 31, 2012

- Year to date in FY2013, the Municipal Courts Department (MCD) awarded \$2,423,626 to certified and non-certified firms. Approximately \$2,355,000 were exempt contracts, therefore the remaining total of \$68,626 was goal oriented. Of \$68,626, a total of \$11,092 was awarded to certified firms which amounts to a 16.2% utilization.
- The purchasing total of \$68,626 includes: \$60,195 purchase orders and \$8,432 Pcards.
- All exempt contracts of totaling 2,355,000, includes a waiver from the Office of Business Opportunity.

### FY2013 Dollars Awarded

	A	B	C = A+B	D = B/C
Contract Type	Non S/MWBE Amount	S/MWBE Amount	Total Amount Awarded	S/MWBE %
Construction Total	\$0	\$0	\$0	0.0%
Professional Services Total	\$0	\$0	\$0	0.0%
Purchasing Total	\$57,534	\$11,092	\$68,626	16.2%
<b>Total</b>	<b>\$57,534</b>	<b>\$11,092</b>	<b>\$68,626</b>	<b>16.2%</b>
Exempt/Waiver Contracts	\$2,355,000	\$0	\$2,355,000	0.0%
Non-Goal Oriented	\$0	\$0	\$0	0.0%
<b>Grand Total</b>	<b>\$2,412,534</b>	<b>\$11,092</b>	<b>\$2,423,626</b>	<b>0.5%</b>

### FY2013 S/MWBE Awards by Contractor Type

	A	B	C=A/B
Contract Type	Non S/MWBE	S/MWBE Total Award	Percent
Other Contractor Type	\$57,534	\$11,092	16.2%
<b>Total Award</b>	<b>\$57,534</b>	<b>\$11,092</b>	<b>16.2%</b>

- The "other" contractor type reflects Pcards and purchase orders which do not require the contractor type designated.

### FY2013 S/MWBE Awards by Gender

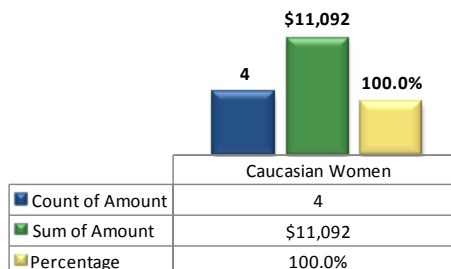


### FY2013 S/MWBE Awards by Certification Type

Ethnicity	Other	Total Award	Count
Caucasian Women	\$11,092	\$11,092	4
<b>Total Award</b>	<b>\$11,092</b>	<b>\$11,092</b>	<b>4</b>

- "Other" certification type category reflects firms that have multiple certification types. This category mainly includes Pcards and purchase orders which do not require that certification type be designated at the time of purchase.

### FY2013 S/MWBE Awards by Ethnicity



- The count in each chart represents the number of awards. The percentage represents the portion of dollars awarded to certified firms compared to the total dollar amount awarded to all certified firms.

# Fleet Management Department

## Details by Department

Jul 1, 2012 - Oct 31, 2012

- Year to date in FY2013, the Fleet Management Department (FMD) awarded \$4,129,019 to certified and non-certified firms. However, from this amount \$1,732,275 were exempt contracts. Out of the remaining \$2,396,744, a total of \$139,010 was awarded to certified firms which amounts to a 5.80% utilization.
- The purchasing total of \$2,396,744 includes: \$2,040,500 purchasing contracts, \$104,559 purchase orders and \$251,685 Pcards.
- All exempt contracts totaling 1,732,275 includes a waiver from the Office of Business Opportunity.

### FY2013 Dollars Awarded

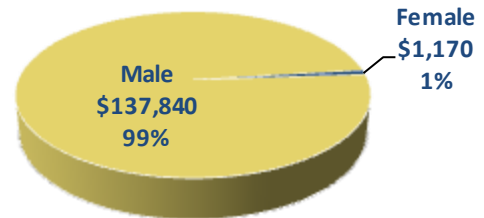
	A	B	C = A+B	D = B/C
Contract Type	Non S/MWBE Amount	S/MWBE Amount	Total Amount Awarded	S/MWBE %
Construction Total	\$0	\$0	\$0	0.0%
Professional Services Total	\$0	\$0	\$0	0.0%
Purchasing Total	\$2,257,734	\$139,010	\$2,396,744	5.8%
<b>Total</b>	<b>\$2,257,734</b>	<b>\$139,010</b>	<b>\$2,396,744</b>	<b>5.80%</b>
Exempt/Waiver Contracts	\$1,732,275	\$0	\$1,732,275	0.00%
Non-goal Oriented	\$0	\$0	\$0	0.00%
<b>Grand Total</b>	<b>\$3,990,009</b>	<b>\$139,010</b>	<b>\$4,129,019</b>	<b>5.80%</b>

### FY2013 S/MWBE Awards by Contractor Type

		A	B	C=A/B	
Contract Type		Non S/MWBE	S/MWBE	Total Award	Percent
Prime		\$1,902,660		\$1,902,660	0.0%
Subcontractor			\$137,840	\$137,840	100.0%
Other Contractor Type		\$355,074	\$1,170	\$356,244	0.3%
Total Award		\$2,257,734	\$139,010	\$2,396,744	5.8%

- The "other" contractor type reflects Pcards and purchase orders which do not require the contractor type designated.

### FY2013 S/MWBE Awards by Gender

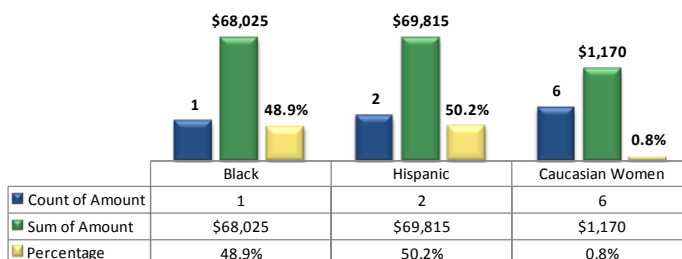


### FY2013 S/MWBE Awards by Certification Type

Ethnicity	MBE	Other	Total Award	Count
Black	\$68,025		\$68,025	1
Hispanic	\$69,815		\$69,815	2
Caucasian Women		\$1,170	\$1,170	6
<b>Total Award</b>	<b>\$137,840</b>	<b>\$1,170</b>	<b>\$139,010</b>	<b>9</b>

- "Other" certification type category reflects firms that have multiple certification types. This category mainly includes Pcards and purchase orders which do not require that certification type be designated at the time of purchase.

### FY2013 S/MWBE Awards by Ethnicity



- The count in each chart represents the number of awards. The percentage represents the portion of dollars awarded to certified firms compared to the total dollar amount awarded to all certified firms.



# General Services Department

## Details by Department

Jul 1, 2012 - Oct 31, 2012

- Year to date in FY2013, the General Services Department (GSD) awarded \$7,399,344 to certified and non-certified firms. However, from this amount \$2,477,973 was non-goal oriented. Out of the remaining \$4,921,361, a total of \$1,638,498 was awarded to certified firms which amounts to a 33.3% utilization.
- The purchasing total of \$1,915,309 includes: \$997,563 purchasing contracts, \$442,237 purchase orders and \$475,510 Pcards.

### FY2013 Dollars Awarded

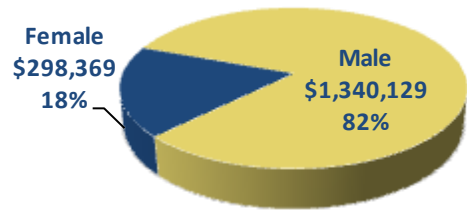
	A	B	C = A+B	D = B/C
Contract Type	Non S/MWBE Amount	S/MWBE Amount	Total Amount Awarded	S/MWBE %
Construction Total	\$973,791	\$335,068	\$1,308,859	25.6%
Professional Services Total	\$703,042	\$994,150	\$1,697,193	58.6%
Purchasing Total	\$1,606,029	\$309,280	\$1,915,309	16.1%
<b>Total</b>	<b>\$3,282,863</b>	<b>\$1,638,498</b>	<b>\$4,921,361</b>	<b>33.3%</b>
Exempt/Waiver Contracts	\$0	\$0	\$0	0.0%
Non-Goal Oriented	\$2,058,429	\$419,544	\$2,477,973	16.9%
<b>Grand Total</b>	<b>\$5,341,292</b>	<b>\$2,058,042</b>	<b>\$7,399,334</b>	<b>27.8%</b>

### FY2013 S/MWBE Awards by Contractor Type

Contract Type	A	B	C=A/B
Contract Type	Non S/MWBE	S/MWBE	Total Award Percent
Prime	\$2,575,538	\$659,232	\$3,234,770 20.4%
Subcontractor		\$768,844	\$768,844 100.0%
Other Contractor Type	\$707,324	\$210,422	\$917,747 22.9%
<b>Total Award</b>	<b>\$3,282,863</b>	<b>\$1,638,498</b>	<b>\$4,921,361 33.3%</b>

- The "other" contractor type reflects Pcards and purchase orders which do not require the contractor type designated.

### FY2013 S/MWBE Awards by Gender

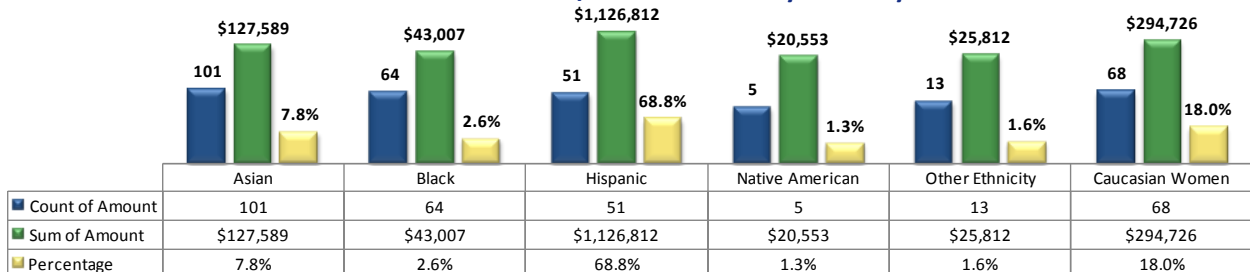


### FY2013 S/MWBE Awards by Certification Type

Ethnicity	MBE	SBE	Other	WBE	Total Award	Count
Asian	\$111,015		\$16,574		\$127,589	101
Black	\$27,035	-	\$15,971		\$43,007	64
Hispanic	\$969,756	\$116,488	\$40,568		\$1,126,812	51
Native American	\$20,553				\$20,553	5
Other Ethnicity		-	\$25,812		\$25,812	13
Caucasian Women	\$33,750	\$17,015	\$111,498	\$132,463	\$294,726	68
<b>Total Award</b>	<b>\$1,162,109</b>	<b>\$133,504</b>	<b>\$210,422</b>	<b>\$132,463</b>	<b>\$1,638,498</b>	<b>302</b>

- "Other" certification type category reflects firms that have multiple certification types. This category mainly includes Pcards and purchase orders which do not require that certification type be designated at the time of purchase.

### FY2013 S/MWBE Awards by Ethnicity



- The count in each chart represents the number of awards. The percentage represents the portion of dollars awarded to certified firms compared to the total dollar amount awarded to all certified firms.

# Houston Airport System

## Details by Department

Jul 1, 2012 - Oct 31, 2012

- Year to date in FY2013, the Houston Airport System (HAS) awarded \$37,522,363 to certified and non-certified firms. However, for this amount \$332,571 was non-goal oriented. Out of the remaining \$37,189,792, a total of \$8,399,916 was awarded to certified firms which amounts to a 22.6%.
- The purchasing total of \$2,240,838 includes: \$1,081,399 purchasing contracts, \$750,214 purchase orders and \$409,226 Pcards.
- This report excludes the total contract amount for On-Call contracts due to the uncertainty of certified firms for these type of contracts.

### FY2013 Dollars Awarded

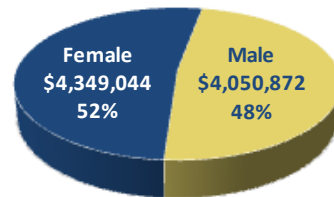
	A	B	C = A+B	D = B/C
Contract Type	Non S/MWDBE Amount	S/MWDBE Amount	Total Amount Awarded	S/MWDBE %
Construction Total	\$23,880,114	\$6,412,588	\$30,292,702	21.2%
Professional Services Tot	\$2,867,377	\$1,788,875	\$4,656,252	38.4%
Purchasing Total	\$2,042,386	\$198,453	\$2,240,838	8.9%
<b>Total</b>	<b>\$28,789,876</b>	<b>\$8,399,916</b>	<b>\$37,189,792</b>	<b>22.6%</b>
Exempt/Waiver Contract	\$0	\$0	\$0	0.0%
Non-Goal Oriented	\$84,571	\$248,000	\$332,571	74.6%
<b>Grand Total</b>	<b>\$28,874,447</b>	<b>\$8,647,916</b>	<b>\$37,522,363</b>	<b>23.0%</b>

### FY2013 S/MWBE Awards by Contractor Type

Contract Type	A	B	C=A/B
Contract Type	Non S/MWBE	S/MWBE	Total Award Percent
Prime	\$15,245,002	\$100,000	\$15,345,002 0.7%
Subcontractor	\$12,583,887	\$8,101,463	\$20,685,351 39.2%
Other Contractor Type	\$960,987	\$198,453	\$1,159,439 17.1%
<b>Total Award</b>	<b>\$28,789,876</b>	<b>\$8,399,916</b>	<b>\$37,189,792 22.6%</b>

- The "other" contractor type reflects Pcards and purchase orders which do not require the contractor type designated.

### FY2013 S/MWDBE Awards by Gender

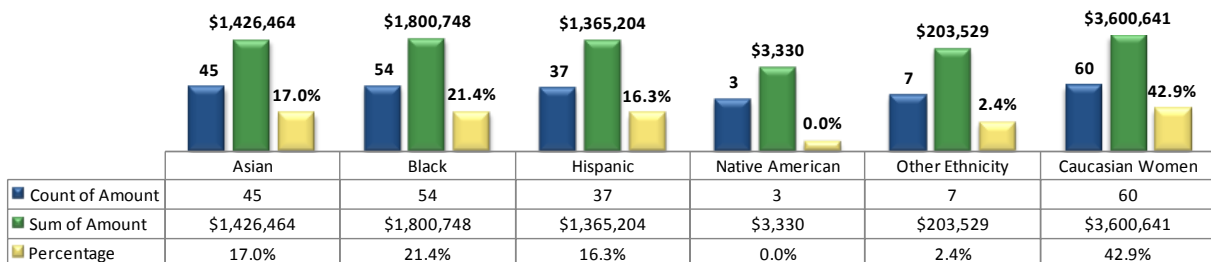


### FY2013 S/MWDBE Awards by Certification Type

Ethnicity	DBE	MBE	SBE	Other	WBE	Total Award	Count
Asian	\$908,905	\$467,908		\$39,650	\$10,000	\$1,426,464	45
Black	\$372,811	\$1,405,880		\$22,056		\$1,800,748	54
Hispanic	\$133,473	\$962,392	\$263,978	\$5,354	\$7	\$1,365,204	37
Native American		\$3,330				\$3,330	3
Other Ethnicity			\$203,529			\$203,529	7
Caucasian Women	\$3,141,114	\$78,632	\$22,561	\$131,392	\$226,942	\$3,600,641	60
<b>Total Award</b>	<b>\$4,556,303</b>	<b>\$2,918,143</b>	<b>\$490,068</b>	<b>\$198,453</b>	<b>\$236,949</b>	<b>\$8,399,916</b>	<b>206</b>

- "Other" certification type category reflects firms that have multiple certification types. This category mainly includes Pcards and purchase orders which do not require that certification type be designated at the time of purchase.

### FY2013 S/MWDBE Awards by Ethnicity



- The count in each chart represents the number of awards. The percentage represents the portion of dollars awarded to certified firms compared to the total dollar amount awarded to all certified firms.

# Public Works and Engineering

## Details by Department

Jul 1, 2012 - Oct 31, 2012

- Year to date in FY2013, the Public Works and Engineering Department (PWE) awarded \$129,944,006 to certified and non-certified firms. However, from this amount \$1,416,131 was non-goal oriented and \$4,164,375 were exempt contracts. Out of the remaining \$124,363,500 a total of \$30,108,614 was awarded to certified firms which amounts to a 24.2% utilization.
- The purchasing total of \$49,539,719 includes: \$44,031,481 purchasing contracts, \$4,137,767, purchase orders and \$1,370,471 Pcards.
- The exempt total of \$4,164,375 includes: \$313,660 contracts where a waiver was granted and \$3,850,715 exempt contracts without waivers.

### FY2013 Dollars Awarded

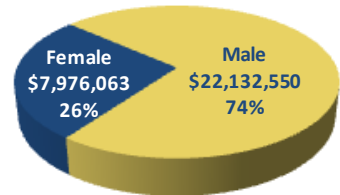
	A	B	C = A+B	D = B/C
Contract Type	Non S/MWBE Amount	S/MWBE Amount	Total Amount Awarded	S/MWBE %
Construction Total	\$40,384,174	\$16,841,758	\$57,225,932	29.4%
Professional Services Total	\$9,176,002	\$8,421,847	\$17,597,849	47.9%
Purchasing Total	\$44,694,710	\$4,845,008	\$49,539,719	9.8%
<b>Total</b>	<b>\$94,254,886</b>	<b>\$30,108,614</b>	<b>\$124,363,500</b>	<b>24.2%</b>
Exempt/Waiver Contracts	\$3,025,375	\$1,139,000	\$4,164,375	27.4%
Non Goal Oriented	\$1,157,537	\$258,594	\$1,416,131	18.3%
<b>Grand Total</b>	<b>\$98,437,798</b>	<b>\$31,506,208</b>	<b>\$129,944,006</b>	<b>24.2%</b>

### FY2013 S/MWBE Awards by Contractor Type

Contract Type	A	B	C=A/B
Non S/MWBE	S/MWBE	Total Award	Percent
Prime	\$89,615,804	\$11,475,831	\$101,091,634 11.4%
Subcontractor	\$0	\$17,763,628	\$17,763,628 100.0%
Other Contractor Type	\$4,639,082	\$869,155	\$5,508,238 15.8%
<b>Total Award</b>	<b>\$94,254,886</b>	<b>\$30,108,614</b>	<b>\$124,363,500 24.2%</b>

- The "other" contractor type reflects Pcards and purchase orders which do not require the contractor type designated.

### FY2013 S/MWDBE Awards by Gender

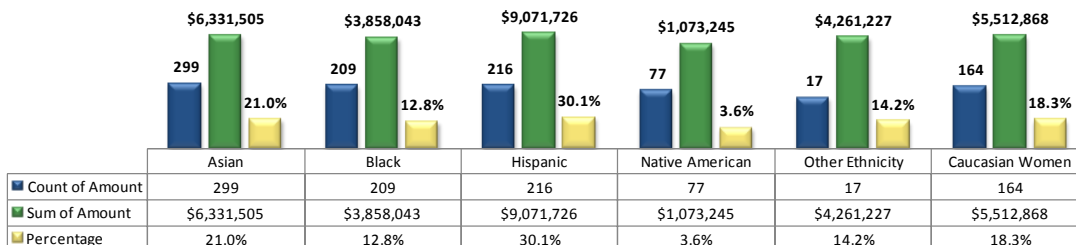


### FY2013 S/MWDBE Awards by Certification Type

Ethnicity	DBE	MBE	SBE	Other	WBE	Total Award	Count
Asian	\$351,200	\$5,282,313	\$500,000	\$197,991		\$6,331,505	299
Black		\$3,702,291		\$155,752		\$3,858,043	209
Hispanic		\$8,548,908	\$428,436	\$94,382		\$9,071,726	216
Native American		\$1,041,758		\$31,487		\$1,073,245	77
Other Ethnicity			\$4,253,671	\$7,556		\$4,261,227	17
Caucasian Women	\$119,300	\$275,135	\$1,053,890	\$381,987	\$3,682,556	\$5,512,868	164
<b>Total Award</b>	<b>\$470,500</b>	<b>\$18,850,405</b>	<b>\$6,235,998</b>	<b>\$869,155</b>	<b>\$3,682,556</b>	<b>\$30,108,614</b>	<b>982</b>

- "Other" certification type category reflects firms that have multiple certification types. This category mainly includes Pcards and purchase orders which do not require that certification type be designated at the time of purchase.

### FY2013 S/MWDBE Awards by Ethnicity



- The count in each chart represents the number of awards. The percentage represents the portion of dollars awarded to certified firms compared to the total dollar amount awarded to all certified firms.

# Solid Waste Department

## Details by Department


Jul 1, 2012 - Oct 31, 2012

- Year to date in FY2013, the Solid Waste Management (SWD) awarded \$686,495 to certified and non-certified firms. Out of \$686,495, a total of \$32,356 was awarded to certified firms which amounts to a 4.7% utilization.
- The purchasing total of \$686,495 includes: \$189,278 purchase orders and \$33,436 Pcards.

### FY2013 Dollars Awarded

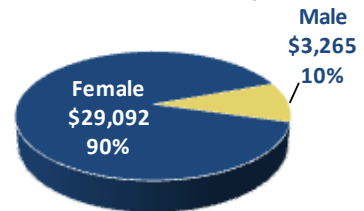
	A	B	C = A+B	D = B/C
Contract Type	Non S/MWBE Amount	S/MWBE Amount	Total Amount Awarded	S/MWBE %
Construction Total	\$0	\$0	\$0	0.0%
Professional Services Total	\$0	\$0	\$0	0.0%
Purchasing Total	\$654,139	\$32,356	\$686,495	4.7%
<b>Total</b>	<b>\$654,139</b>	<b>\$32,356</b>	<b>\$686,495</b>	<b>4.7%</b>
Exempt/Waiver Contracts	\$0	\$0	\$0	0.0%
Non-Goal Oriented	\$0	\$0	\$0	0.0%
<b>Grand Total</b>	<b>\$654,139</b>	<b>\$32,356</b>	<b>\$686,495</b>	<b>4.7%</b>

### FY2013 S/MWBE Awards by Contractor Type

		A	B	C=A/B	
Contract Type		Non S/MWBE	S/MWBE	Total Award	Percent
Prime		\$463,781		\$463,781	0.0%
Other Contractor Type		\$190,358	\$32,356	\$222,714	14.5%
Total Award		\$654,139	\$32,356	\$686,495	4.7%

- The "other" contractor type reflects Pcards and purchase orders which do not require the contractor type designated.

### FY2013 S/MWBE Awards by Gender

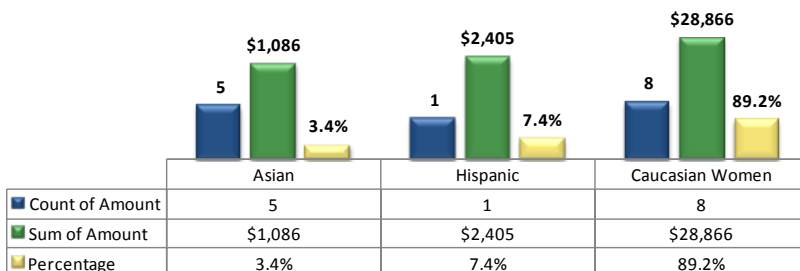


### FY2013 S/MWBE Awards by Certification Type

Ethnicity	Other	Total Award	Count
Asian	\$1,086	\$1,086	5
Hispanic	\$2,405	\$2,405	1
Caucasian Women	\$28,866	\$28,866	8
<b>Total Award</b>	<b>\$32,356</b>	<b>\$32,356</b>	<b>14</b>

- "Other" certification type category reflects firms that have multiple certification types. This category mainly includes Pcards and purchase orders which do not require that certification type be designated at the time of purchase.

### FY2013 S/MWBE Awards by Ethnicity



- The count in each chart represents the number of awards. The percentage represents the portion of dollars awarded to certified firms compared to the total dollar amount awarded to all certified firms.

# Department of Neighborhoods

## Details by Department

Jul 1, 2012 - Oct 31, 2012

- Year to date in FY2013, the Department of Neighborhoods (DON) awarded \$42,328 to certified and non-certified firms. Out of \$42,328, a total of \$3,400 was awarded to certified firms which amounts to a 8.0% utilization.
- The purchasing total of \$42,328 includes: \$18,818 purchase orders and \$23,510 Pcards.

### FY2013 Dollars Awarded

	A	B	C = A+B	D = B/C
Contract Type	Non S/MWBE Amount	S/MWBE Amount	Total Amount Awarded	S/MWBE %
Construction Total	\$0	\$0	\$0	0.0%
Professional Services Total	\$0	\$0	\$0	0.0%
Purchasing Total	\$38,928	\$3,400	\$42,328	8.0%
<b>Total</b>	<b>\$38,928</b>	<b>\$3,400</b>	<b>\$42,328</b>	<b>8.0%</b>
Exempt/Waiver Contracts	\$0	\$0	\$0	0.0%
Non-Goal Oriented	\$0	\$0	\$0	0.0%
<b>Grand Total</b>	<b>\$38,928</b>	<b>\$3,400</b>	<b>\$42,328</b>	<b>8.0%</b>

### FY2013 S/MWBE Awards by Contractor Type

Contract Type	A	B	C=A/B
Non S/MWBE	S/MWBE	Total Award	Percent
Other Contractor Type	\$38,928	\$3,400	\$42,328 8.0%
<b>Total Award</b>	<b>\$38,928</b>	<b>\$3,400</b>	<b>\$42,328 8.0%</b>

- The "other" contractor type reflects Pcards and purchase orders which do not require the contractor type designated.

### FY2013 S/MWBE Awards by Gender

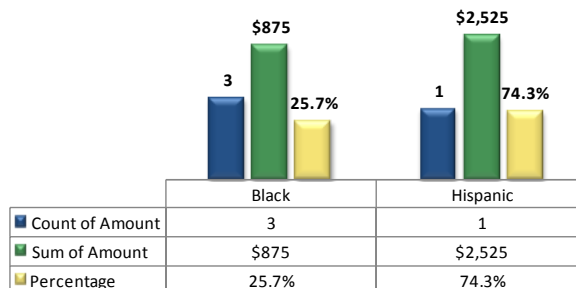


### FY2013 S/MWBE Awards by Certification Type

Ethnicity	Other	Total Award	Count
Black	\$875	\$875	3
Hispanic	\$2,525	\$2,525	1
<b>Total Award</b>	<b>\$3,400</b>	<b>\$3,400</b>	<b>4</b>

- "Other" certification type category reflects firms that have multiple certification types. This category mainly includes Pcards and purchase orders which do not require that certification type be designated at the time of purchase.

### FY2013 S/MWBE Awards by Ethnicity



- The count in each chart represents the number of awards. The percentage represents the portion of dollars awarded to certified firms compared to the total dollar amount awarded to all certified firms.

# Health and Human Services

## Details by Department

Jul 1, 2012 – Oct 31, 2012

- Year to date in FY2013, the Health and Human Services Department (HHS) awarded \$935,877 to certified and non-certified firms. Out of \$935,877, a total of \$14,481 was awarded to certified firms which amounts to a 1.5% utilization.
- The purchasing total of \$935,877 includes: \$781,748 purchase orders and \$154,129 Pcards.

### FY2013 Dollars Awarded

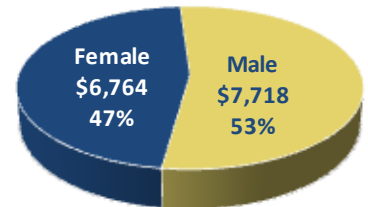
	A	B	C = A+B	D = B/C
Contract Type	Non S/MWBE Amount	S/MWBE Amount	Total Amount Awarded	S/MWBE %
Construction Total	\$0	\$0	\$0	0.0%
Professional Services Total	\$0	\$0	\$0	0.0%
Purchasing Total	\$921,396	\$14,481	\$935,877	1.5%
<b>Total</b>	<b>\$921,396</b>	<b>\$14,481</b>	<b>\$935,877</b>	<b>1.5%</b>
Exempt/Waiver Contracts	\$0	\$0	\$0	0.0%
Non-goal oriented	\$0	\$0	\$0	0.0%
<b>Grand Total</b>	<b>\$921,396</b>	<b>\$14,481</b>	<b>\$935,877</b>	<b>1.5%</b>

### FY2013 S/MWBE Awards by Contractor Type

Contract Type	A	B	C=A/B
Non S/MWBE	S/MWBE	Total Award	Percent
Other Contractor Type	\$921,396	\$14,481	\$935,877 1.5%
<b>Total Award</b>	<b>\$921,396</b>	<b>\$14,481</b>	<b>\$935,877 1.5%</b>

- The "other" contractor type reflects Pcards and purchase orders which do not require the contractor type designated.

### FY2013 S/MWBE Awards by Gender

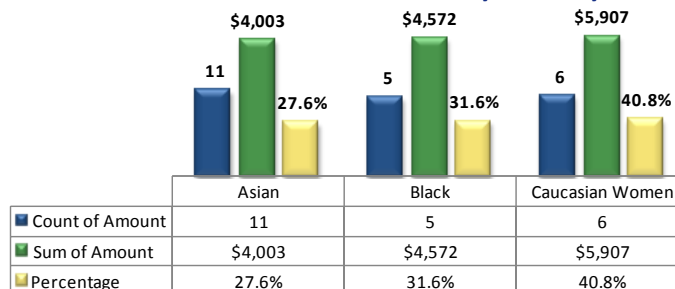


### FY2013 S/MWBE Awards by Certification Type

Ethnicity	Other	Total Award	Count
Asian	\$4,003	\$4,003	11
Black	\$4,572	\$4,572	5
Caucasian Women	\$5,907	\$5,907	6
<b>Total Award</b>	<b>\$14,481</b>	<b>\$14,481</b>	<b>22</b>

- "Other" certification type category reflects firms that have multiple certification types. This category mainly includes Pcards and purchase orders which do not require that certification type be designated at the time of purchase.

### FY2013 S/MWBE Awards by Ethnicity



- The count in each chart represents the number of awards. The percentage represents the portion of dollars awarded to certified firms compared to the total dollar amount awarded to all certified firms.



# Housing and Community Development

## Details by Department

Jul 1, 2012 - Oct 31, 2012

- Year to date in FY2013, the Housing and Community Development Department (HCD) awarded \$13,464,717 to certified and non-certified firms. However from this amount \$1,482,300 was non-goal oriented and \$856,920 were exempt contracts. Out of the remaining \$11,125,497, a total of \$3,541,055 was awarded to certified firms which amounts to a 31.8% utilization.
- The purchasing total of \$1,329,099 includes: \$1,104,222 purchase orders and \$15,192 Pcards.
- The exempt contracts total of \$856,920 includes contracts without waivers.

### FY2013 Dollars Awarded

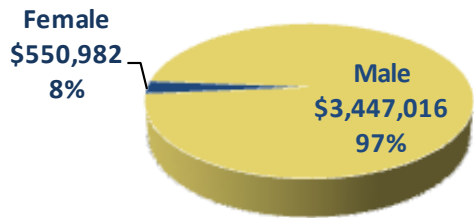
Contract Type	A		B		C = A+B		D = B/C	
	Non S/MWBE Amount	S/MWBE Amount	Total Amount	Awarded	Total Amount	Awarded	S/MWBE %	
Construction Total	\$6,594,592	\$3,131,807	\$9,726,399				32.2%	
Professional Services Total	\$70,000	\$0	\$70,000				0.0%	
Purchasing Total	\$919,850	\$409,248	\$1,329,099				30.8%	
<b>Total</b>	<b>\$7,584,442</b>	<b>\$3,541,055</b>	<b>\$11,125,497</b>				<b>31.8%</b>	
Exempt/Waiver Contracts	\$856,920	\$0	\$856,920				0.0%	
Non-Goal Oriented	\$1,482,300	\$0	\$1,482,300				0.0%	
<b>Grand Total</b>	<b>\$9,923,662</b>	<b>\$3,541,055</b>	<b>\$13,464,717</b>				<b>26.3%</b>	

### FY2013 S/MWBE Awards by Contractor Type

Contract Type	A		B		C=A/B	
	Non S/MWBE	S/MWBE	Total Award	Percent		
Prime	\$6,874,277	\$2,791,941	\$9,666,218	28.9%		
Subcontractor		\$339,865	\$339,865	100.0%		
Other Contractor Type	\$710,165	\$409,248	\$1,119,414	36.6%		
<b>Total Award</b>	<b>\$7,584,442</b>	<b>\$3,541,055</b>	<b>\$11,125,497</b>	<b>31.8%</b>		

- The "other" contractor type reflects Pcards and purchase orders which do not require the contractor type designated.

### FY2013 S/MWBE Awards by Gender

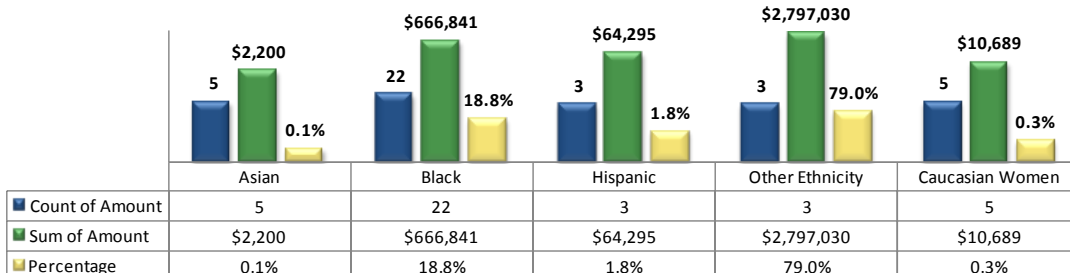


### FY2013 S/MWBE Awards by Certification Type

Ethnicity	MBE	SBE	Other	Total Award	Count
Asian			\$2,200	\$2,200	5
Black	\$235,489	\$28,041	\$403,310	\$666,841	22
Hispanic	\$51,929	\$11,944	\$423	\$64,295	3
Other Ethnicity		\$2,797,030		\$2,797,030	3
Caucasian Women		\$7,374	\$3,315	\$10,689	5
<b>Total Award</b>	<b>\$287,417</b>	<b>\$2,844,389</b>	<b>\$409,248</b>	<b>\$3,541,055</b>	<b>38</b>

- "Other" certification type category reflects firms that have multiple certification types. This category mainly includes Pcards and purchase orders which do not require that certification type be designated at the time of purchase.

### FY2013 S/MWBE Awards by Ethnicity



- The count in each chart represents the number of awards. The percentage represents the portion of dollars awarded to certified firms compared to the total dollar amount awarded to all certified firms.

# Houston Public Library

## Details by Department

Jul 1, 2011 – Oct 31, 2012

- Year to date in FY2013, the Houston Public Library (HPL) awarded \$1,073,807 to certified and non-certified firms. However, from this amount, \$855,000 were exempt contracts, therefore out of the remaining total of \$218,807, a total of \$3,316 was awarded to certified firms which amounts to a 1.5% utilization.
- The purchasing total of \$218,807 includes: \$195,887 purchase orders and \$22,921 Pcards.
- All exempt contracts totaling \$855,000 includes a waiver from the Office of Business Opportunity.

### FY2013 Dollars Awarded

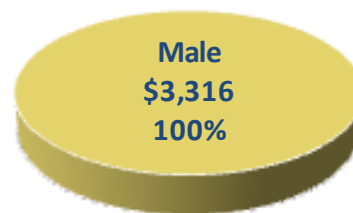
Contract Type	A	B	C = A+B	D = B/C
	Non S/MWBE Amount	S/MWBE Amount	Total Amount Awarded	S/MWBE %
Construction Total	\$0	\$0	\$0	0.0%
Professional Services Total	\$0	\$0	\$0	0.0%
Purchasing Total	\$215,491	\$3,316	\$218,807	1.5%
<b>Total</b>	<b>\$215,491</b>	<b>\$3,316</b>	<b>\$218,807</b>	<b>1.5%</b>
Exempt/Waiver Contracts	\$855,000	\$0	\$855,000	0.0%
Non-Goal Oriented	\$0	\$0	\$0	0.0%
<b>Grand Total</b>	<b>\$1,070,491</b>	<b>\$3,316</b>	<b>\$1,073,807</b>	<b>0.3%</b>

### FY2013 S/MWBE Awards by Contractor Type

		A	B	C=A/B
Contract Type	Non S/MWBE	S/MWBE	Total Award	Percent
Other Contractor Type	\$215,491	\$3,316	\$218,807	1.5%
Total Award	\$215,491	\$3,316	\$218,807	1.5%

- The "other" contractor type reflects Pcards and purchase orders which do not require the contractor type designated.

### FY2013 S/MWBE Awards by Gender

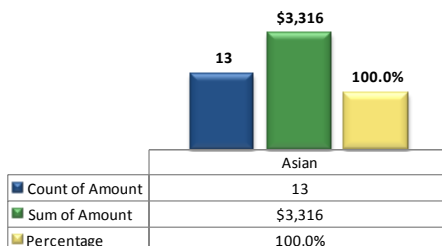


### FY2013 S/MWBE Awards by Certification Type

Ethnicity	Other	Total Award	Count
Asian	\$3,316	\$3,316	13
<b>Total Award</b>	<b>\$3,316</b>	<b>\$3,316</b>	<b>13</b>

- "Other" certification type category reflects firms that have multiple certification types. This category mainly includes Pcards and purchase orders which do not require that certification type be designated at the time of purchase.

### FY2013 S/MWBE Awards by Ethnicity



- The count in each chart represents the number of awards. The percentage represents the portion of dollars awarded to certified firms compared to the total dollar amount awarded to all certified firms.

# Parks and Recreation Department

## Details by Department

Jul 1, 2012 - Oct 31, 2012

- Year to date in FY2013, the Parks and Recreation Department (PRD) awarded \$2,043,175 to certified and non-certified firms. However, from this amount \$951,036 was non-goal oriented and \$425,096 were exempt contracts. Out of the remaining total of \$667,043, a total of \$24,436 was awarded to certified firms which amounts to a 3.7% utilization.
- The purchasing total of \$667,043 includes: \$344,937 purchase orders and \$322,105 Pcards.
- The exempt contract total of \$425,096 includes contract were waivers granted from the Office of Business Opportunity.

### FY2013 Dollars Awarded

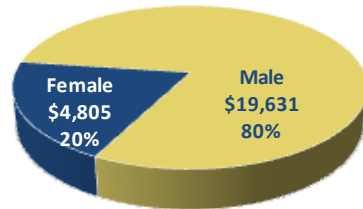
	A	B	C = A+B	D = B/C
Contract Type	Non S/MWDBE Amount	S/MWDBE Amount	Total Amount Awarded	S/MWDBE %
Construction Total	\$0	\$0	\$0	0.0%
Professional Services Total	\$0	\$0	\$0	0.0%
Purchasing Total	\$642,607	\$24,436	\$667,043	3.7%
<b>Total</b>	<b>\$642,607</b>	<b>\$24,436</b>	<b>\$667,043</b>	<b>3.7%</b>
Exempt/Waiver Contracts	\$425,096	\$0	\$425,096	0.0%
Non-Goal Oriented	\$939,336	\$11,700	\$951,036	1.2%
<b>Grand Total</b>	<b>\$2,007,039</b>	<b>\$36,136</b>	<b>\$2,043,175</b>	<b>1.8%</b>

### FY2013 S/MWBE Awards by Contractor Type

	A	B	C=A/B
Contract Type	Non S/MWBE	S/MWBE	Total Award
Other Contractor Type	\$642,607	\$24,436	\$667,043
<b>Total Award</b>	<b>\$642,607</b>	<b>\$24,436</b>	<b>\$667,043</b>

- The "other" contractor type reflects Pcards and purchase orders which do not require the contractor type designated.

### FY2013 S/MWBE Awards by Gender

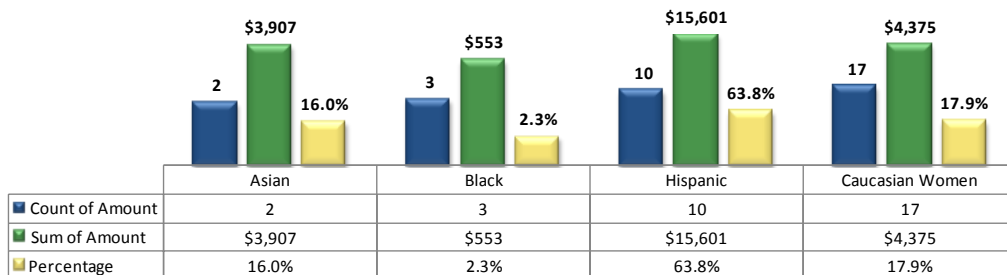


### FY2013 S/MWBE Awards by Certification Type

Ethnicity	Other	Total Award	Count
Asian	\$3,907	\$3,907	2
Black	\$553	\$553	3
Hispanic	\$15,601	\$15,601	10
Caucasian Women	\$4,375	\$4,375	17
<b>Total Award</b>	<b>\$24,436</b>	<b>\$24,436</b>	<b>32</b>

- "Other" certification type category reflects firms that have multiple certification types. This category mainly includes Pcards and purchase orders which do not require that certification type be designated at the time of purchase.

### FY2013 S/MWBE Awards by Ethnicity



- The count in each chart represents the number of awards. The percentage represents the portion of dollars awarded to certified firms compared to the total dollar amount awarded to all certified firms.



## **Table of Contents**

APPENDIX A: Citywide Exempt Contracts	pg 31
APPENDIX B: Contracts by Council District	pg 32
APPENDIX C: Construction Ratings	pg 33



**FY2013 Citywide Exempt Contracts**

Dept	Waiver	Justification	Contract Title	Amount
FMD	Yes	Direct Ship	Fire Truck Repair Services for FMD S44-L24232	\$733,275
FMD	Yes	Sole Source	Fire Truck Repair Services for FMD S23-L24186	\$999,000
HCD	No	Grant Funded	HOPWA Emergency Housing Assistance & Supportive Services Program	\$322,060
HCD	No	Undetermined	Engagement Services Program	\$133,883
HCD	No	Interlocal Agreement	Housing Assistance for Families At-Risk of Becoming Homeless	\$100,000
HCD	No	Interlocal Agreement	Strategic Homeless Planning	\$133,415
HCD	No	Undetermined	ESG Funds for the Operation & Maintenance of Homeless Management Information Systems	\$167,562
HFD	Yes	Direct Ship	Fire Ground Communication Equipment S36-S24029	\$631,617
HFD	Yes	Direct Ship	Thermal Imaging Cameras, Accessories, & Replacement Parts for HFD S36-S24373	\$669,035
HFD	Yes	Interlocal Agreement	Medium Duty Cab & Chasis & Truck Body S38-E24331	\$152,409
HFD	Yes	Non-Divisible	Aerial & Ground Ladder & Testing Services for HFD S30-L24086	\$244,941
HFD	Yes	Sole Source	Purchase of Medical Oxygen Regulators & Flowmeters for HFD S21-S24287	\$63,706
HPD	Yes	<b>No Available SMWDBEs</b>	Repair & Preventative Maintenance of the Crime Lab Analytical Instruments for HPD S37-E24148	\$175,000
HPD	Yes	DIR Purchase	Purchase of a Verizon Data (Air Card ) Plan for HPD S33-E24345	\$1,367,340
HPD	Yes	Revenue Contract	Sale & Disposal of Abandoned Personal Property for HPD S17-T24101	\$0
HPD	Yes	Sole Source	Lease of Unisys Dorado Mainframe, Software & Maintenance for HPD S23-E24377	\$2,304,330
HPD	Yes	Sole Source	Purchase of RayFish Covert Surveillance Equipment Software & Annual Maintenance S33-E24399	\$100,200
HPL	Yes	Non-Divisible	Live Homework Assistance for HPL S44-T24248	\$855,000
ITD	Yes	Non-Divisible	Maintenance Agreement for IT Department S17-H24366	\$1,322,166
ITD	Yes	Sole Source	Purchase of Equipment, E-Z Radiocom II Replacement Parts for ITD S36-S24375	\$402,087
ITD	Yes	Non Divisible	High-Capacity, Fiber Circuit Services for the IT Department	\$615,933
ITD	No	Non-Profit	High School Student Interns for Various Departments	\$100,000
LGL	Yes	Sole Source	Retain a Law Firm to Provide Construction Related Legal Services for the HAS Project	\$275,000
LGL	Yes	Sole Source	Construction Related Consulting Services for Legal for HAS Project 548	\$220,000
LGL	Yes	Sole Source	Legal Services	\$100,000
LGL	Yes	Sole Source	Consulting Services for COH Legal	\$30,000
MCD	Yes	Sole Source	Maintenance, Modification of MCD's Integrated Case management System(ICMS)	\$2,355,000
PRD	Yes	Non-Divisible	Playground Equipment for Parks & Recreation Department. S21-S24303	\$80,931
PRD	Yes	Non-Divisible	Playground Equipment for Parks & Recreation Department S21-S24303	\$116,186
PRD	Yes	Non-Divisible	Playground Equipment for Parks & Recreation Department S21-S24303	\$227,980
PWE	Yes	Direct Ship	Forklifts & Manlifts for PWE S38-N24244	\$180,365
PWE	Yes	Sole Source	Purchase of Software Maintenance & Support Services Agreement for IMS for PWE S17-H24393	\$133,295
PWE	No	Interlocal Agreement	Analytical Services from Department of State Health Services for PWEL24268E	\$450,000
PWE	No	Emergency	Chemical, Inorganic Metal Salt Coagulant (Ferris Sulfate) for PWE S12-E24333	\$829,230
PWE	No	Emergency	EPO for Chemical Liquid Polymer Flocculant for PWE	\$1,432,485
PWE	No	Emergency	Emergency Repair of Chlorine Gas Lines for PWE S12-E24376	\$239,000
PWE	No	Emergency	EPO Emergency Sanitary Sewer Force Main Repairs for PWE S12-E24379	\$900,000
SPD	Yes	Sole Source	Forklifts & Manlifts for Various Departments S38-N23855	\$52,619
SPD	No	Interlocal Agreement	Purchase of Accurant for HPD S23-E24342	\$75,600
<b>Total</b>				<b>\$19,290,649</b>

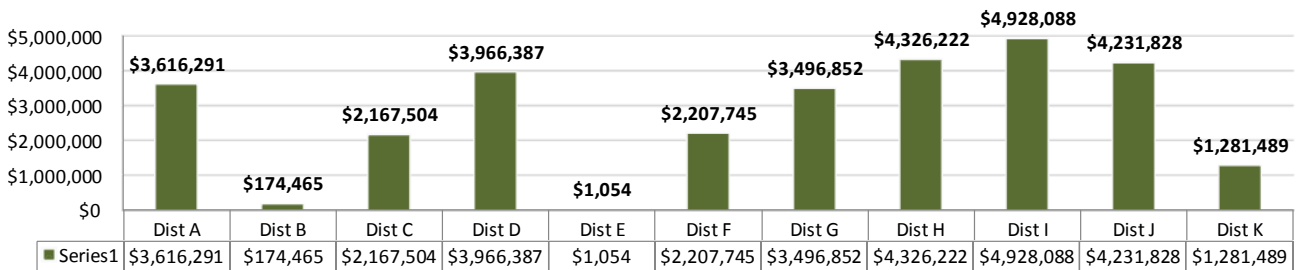
Exempt Contracts with Waivers	\$14,407,414	75%
Exempt Contracts without Waivers	<u>\$4,883,235</u>	<u>25%</u>
<b>Total Exempt Contracts</b>	<b>\$19,290,649</b>	<b>100%</b>





**FY2013 Awarded Contracts to Certified Firms  
by Council District**

The charts below represent the amount awarded by Council District for certified firms only. The data includes construction, professional services, purchasing, exempt and non-goal oriented contracts. The dollar amounts excludes Purchase Orders and P-Cards.



Council District	Asian	Black	Caucasian Women	Hispanic	Native American	Other Ethnicity	Grand Total
Dist A	\$239,878	\$28,041	\$2,032,632	\$204,565	\$1,045,088	\$66,087	\$3,616,291
Dist B		\$106,693	\$58,857	\$804		\$8,111	\$174,465
Dist C	\$105,525	\$891,167	\$39,980	\$845,236		\$285,597	\$2,167,504
Dist D	\$1,800,311	\$274,588				\$1,891,488	\$3,966,387
Dist E		\$0	\$1,054				\$1,054
Dist F	\$830,625	\$58,288	\$1,021,910	\$296,914		\$8	\$2,207,745
Dist G	\$1,293,630	\$963,306	\$766,577	\$461,087		\$12,253	\$3,496,852
Dist H	\$215,698	\$462,537	\$2,923,199	\$716,367		\$8,421	\$4,326,222
Dist I	\$10,000	\$161,933	\$181,402	\$4,574,753			\$4,928,088
Dist J	\$1,065,473	\$2,544,949	\$203,432	\$417,612	\$363		\$4,231,828
Dist K	\$38,486	\$550,942	\$50,732	\$641,329			\$1,281,489
Non Council District	\$2,042,951	\$1,066,840	\$3,441,754	\$4,766,693	\$20,553	\$5,012,267	\$16,351,058
<b>Grand Total</b>	<b>\$7,642,576</b>	<b>\$7,109,285</b>	<b>\$10,721,528</b>	<b>\$12,925,360</b>	<b>\$1,066,004</b>	<b>\$7,284,231</b>	<b>\$46,748,985</b>

Council District	Number of Certified Firms	Number of Certified Firms with Contracts*	Percentage of Utilization
Dist A	128	21	16%
Dist B	99	8	8%
Dist C	157	19	12%
Dist D	91	12	13%
Dist E	40	4	10%
Dist F	94	26	28%
Dist G	127	23	18%
Dist H	78	16	21%
Dist I	95	13	14%
Dist J	103	25	24%
Dist K	78	10	13%
Non Council District	864	98	11%
<b>Grand Total</b>	<b>1,955</b>	<b>275</b>	<b>14%</b>

Council District	Female	Male	Grand Total
Dist A	\$2,040,073	\$1,576,218	\$3,616,291
Dist B	\$158,857	\$15,608	\$174,465
Dist C	\$41,130	\$2,126,375	\$2,167,504
Dist D	\$1,154,347	\$2,812,040	\$3,966,387
Dist E	\$1,054		\$1,054
Dist F	\$1,022,046	\$1,185,699	\$2,207,745
Dist G	\$1,729,882	\$1,766,970	\$3,496,852
Dist H	\$3,385,736	\$940,486	\$4,326,222
Dist I	\$254,157	\$4,673,931	\$4,928,088
Dist J	\$1,086,248	\$3,145,581	\$4,231,828
Dist K	\$282,872	\$998,618	\$1,281,489
Non Council District	\$3,671,699	\$12,679,359	\$16,351,058
<b>Grand Total</b>	<b>\$14,828,099</b>	<b>\$31,920,885</b>	<b>\$46,748,985</b>

• A total of 401 certified firms received contracts, POs and Pcards. However, the data which identifies the Council District for POs and Pcards is unavailable. Therefore, the charts above reflects 275 certified firms by Council District for contracts only.





## **FY2012 Summary of S/MWDBE Participation for Closed Construction Projects**

### **FY2012 Citywide S/MWDBE Ratings**

Rating	Number	%
Outstanding	38	30.95
Satisfactory	15	5.95
Unsatisfactory	5	17.86
No- Goal	26	45.24

- Unsatisfactory - Prime did not meet goal.
- Satisfactory - Prime met goal as required.
- Outstanding - Prime exceeded goal by 1% or more.

### **FY2012 Companies with Outstanding Ratings**

Reytec Construction (2)	Insituform Technologies
PM Construction & Rehab (4)	Conrad Construction
Beyer Construction	Manhattan Construction
JFT Construction (2)	JMI Maintenance
Angel Brothers Enterprises (3)	Durwood Greene Construction (2)
Forde Construction Company	Texas Re-Excavation
Triple B Services, LP (2)	Schneider Electric Buildings
Rozco Contracting (2)	Millis Development & Construction
Alsay Incorporated	The Gonzalez Group
Tikon Group, Inc.	Total Site, Inc.
Industrial TX Corporation	Times Construction
Gonzalez Construction	SER Construction Partners
Texas Sterling Construction	Total Contracting Limited
BRH-Garver Construction	

- Companies with parentheses denotes the number of multiple outstanding ratings obtained by the prime contractor.

### **FY2012 Companies with Unsatisfactory Ratings**

Contract #	Prime Contractor	Project Number/Description	MWDBE Rating
4600008017	Texas Sterling Construction, LP.	Monroe Paving from Almeda Genoa to Fuqua	Unsatisfactory
4600009691	Mar Con Services, LLC	West Orem Drive from Almeda to West Sims Bayou	Unsatisfactory
4600010142	South Coast Construction	Kirby Drive From W. Airport to Sims Bayou	Unsatisfactory
4600010679	Caan Construction Services	Safe Routes to School Program	Unsatisfactory
4600010942	Aranda Brothers Corp.	Elgin Street & Glenbrook Valley Drainage Improvements	Unsatisfactory



Educate.      Connect.      **Grow.**

Created by: Katrina Williams, Chief Financial Officer and System Analyst

Co-Produced by:

Carlecia D. Wright, Office of Business Opportunity Director

Marsha E. Murray, Office of Business Opportunity Assistant Director

Morris Scott, Contract Compliance Division Manager

Jean Abercrombie, Senior Contract Compliance Officer

Madyson Chavez, Junior Policy and Operations Specialist

Jessica Jackson, Student Intern