

CITY OF HOUSTON
OFFICE
of
BUSINESS OPPORTUNITY

**Hire Houston First
Progress Report
October 2011-December 2013**



Mayor
Annise D. Parker

Director
Carlecia D. Wright



Table of Contents

Program Overview. pg 3

City and Local Business Criteria. pg 4

Citywide Summary. pg 5

Approved Applications. pg 6

Number of Approved Applications pg 7

Local Jobs Supported pg 8

Dollars Awarded to HHF Companies. pg 9

Awards by Department pg 10

Top 50 Highest HHF Awards pg 11

Top 50 Highest Number of HHF Contracts pg 12

HHF Firms with Purchase Orders. pg 13-14



Hire Houston First Program Overview

Mayor Annise Parker developed Hire Houston First (HHF) in an effort to promote economic opportunity for Houston area businesses and to support local job creation. The City of Houston spends billions of dollars to maintain and improve the City’s infrastructure, and provide services for the public. Hire Houston First grants the City the ability to give preference to local companies and local workers, as long as their pricing is competitive.

It is the policy of the City of Houston as defined in the Hire Houston First Ordinance, Chapter 15, Article XI, to use the City’s spending powers in a manner that promotes fiscal responsibility and maximizes the effectiveness of local tax dollars by ensuring that City spending provides expanded business opportunities for home grown businesses.

To be certified for participation in HHF, businesses must meet at least one of two requirements:

- Be headquartered in the incorporated limits of the City or the 10 local counties; **OR**
- Have 20% or more of the entity's workforce regularly based and have a substantial part of its operations based in the incorporated limits of the City or the 10 local counties: Harris, Brazoria, Chambers, Fort Bend, Galveston, Liberty, Montgomery, Waller, Austin and San Jacinto.

Chapter 15, Article XI, permits the City to award to City and local businesses under the following criteria:

Personal Property (Goods)	Services**
If the contract value is \$100,000 or greater, then the contract is awarded to a City Business that is within 3% of lowest bid.	If the contract value is \$100,000 or greater, then the contract is awarded to a City Business that is within 3% of lowest bid.
If the contract value is under \$100,000*, then the contract is awarded to a City Business that is within 5% of the lowest bid.	If the contract value is under \$100,000*, then the contract is awarded to a City Business that is within 5% of the lowest bid.

*For Purchases under \$50,000.00: "the city shall, subject to the requirements of section 15-181, select vendors and services providers with a principal place of business in the local area, provided that any such vendor's bid is no more than five percent greater than the lowest bid, in the event the lowest bid is from one other than a city business or a local business. "

**In procuring architectural, engineering or land surveying services under the Professional Services Procurement Act, Tex. Gov't Code 2254.004, the applicable City department shall, when appropriate, consider knowledge of local conditions as part of the qualifications determination.





City and Local Business Criteria

A. **City Business** means a business with a principal place of business within city limits.

B. **Local Area** means Houston-Sugar Land-Baytown metropolitan statistical area, as defined by the Office of Management and Budget within the Executive Office of the President of the United States and includes the ten counties in and surrounding City limits: Harris, Fort Bend, Montgomery, Brazoria, Galveston, Chambers, Waller, Liberty, Austin and San Jacinto.



C. **Local Business** means a business with a principal place of business in the local area.

D. **Principal place of business** means the business must be headquartered or have an established place or places of business in the incorporated limits of the city or the local area as applicable, from which 20% or more of the entity's workforce are regularly based, and from which a substantial role in the entity's performance of a commercially useful function or a substantial part of its operations is conducted. A location utilized solely as a post office box, mail drop or telephone message center or any combination thereof, with no other substantial work function, shall not be construed as a principal place of business.

E. **Headquartered** means the location where an entity's leadership directs, controls, and coordinates the entity's activities.

Hire Houston First Application Process

Businesses interested in becoming eligible to participate in the Hire Houston First program must complete the Hire Houston First Application and Affidavit. Only businesses that meet the requirements of the Ordinance are eligible to be designated as a Hire Houston First company. The application takes about 20 minutes to complete and processing is completed at no charge.

To learn more, contact the Houston Business Solutions Center (HBSC) at 832-393-0954 for details and information. You may also visit their website at <http://www.houstontx.gov/hbsc/>





Total Amount Awarded*

The Hire Houston First program was initiated on October 1, 2011. As of December 31, 2013, the City has awarded \$1,074,370,430 to registered Hire Houston First firms from a total value of \$2,139,925,758 contracts awarded between October 2011 and December 2013.

Year	HHF Contracts and POs	All Contracts and POs	%
FY2012 - 10/2011-6/2012	\$416,914,174	\$745,990,266	55.9%
FY2013 - 7/2012 - 6/2013	\$432,392,587	\$935,323,686	46.2%
FY2014 YTD - 7/2013 - 12/2013	\$225,063,669	\$458,611,807	49.1%
Total	\$1,074,370,430	\$2,139,925,758	50.2%

There were a total of 36 prime contractors that received 44 contracts that never received a contract before receiving their HHF designation. There were a total of 13 subcontractors that received 25 contracts that were never awarded a contract before receiving their HHF designation.

* According to Texas Government Code, Chapter 2254, professional services contracts must be chosen on “demonstrated competence and qualifications to perform the services; and for a fair and reasonable price”.

Total job supported

Local Business Employees	6,021
City Business/Local Business Employees	13,923
Total	19,944

From the total of 424 HHF companies, the HHF program helps support a total of 19,944 jobs in the Houston and surrounding areas.

Utilization of HHF Firms

Number of HHF companies utilized	424
Number of total designated companies	1,110
Utilization	38.2%

There were 1,110 designated HHF companies as of Dec 2013. From this amount a total of 424 HHF companies received either a contract or purchase order.

Number of HHF Transactions

HHF Contracts and POs	FY2012	FY2013	FY2014 YTD	Total
Number of Prime Contracts	167	217	99	483
Number of Purchase Orders	644	924	412	1,980
Total	811	1,141	511	2,463

Since FY2012, there were a total of 483 contracts awarded and 1,980 POs issued to HHF companies.



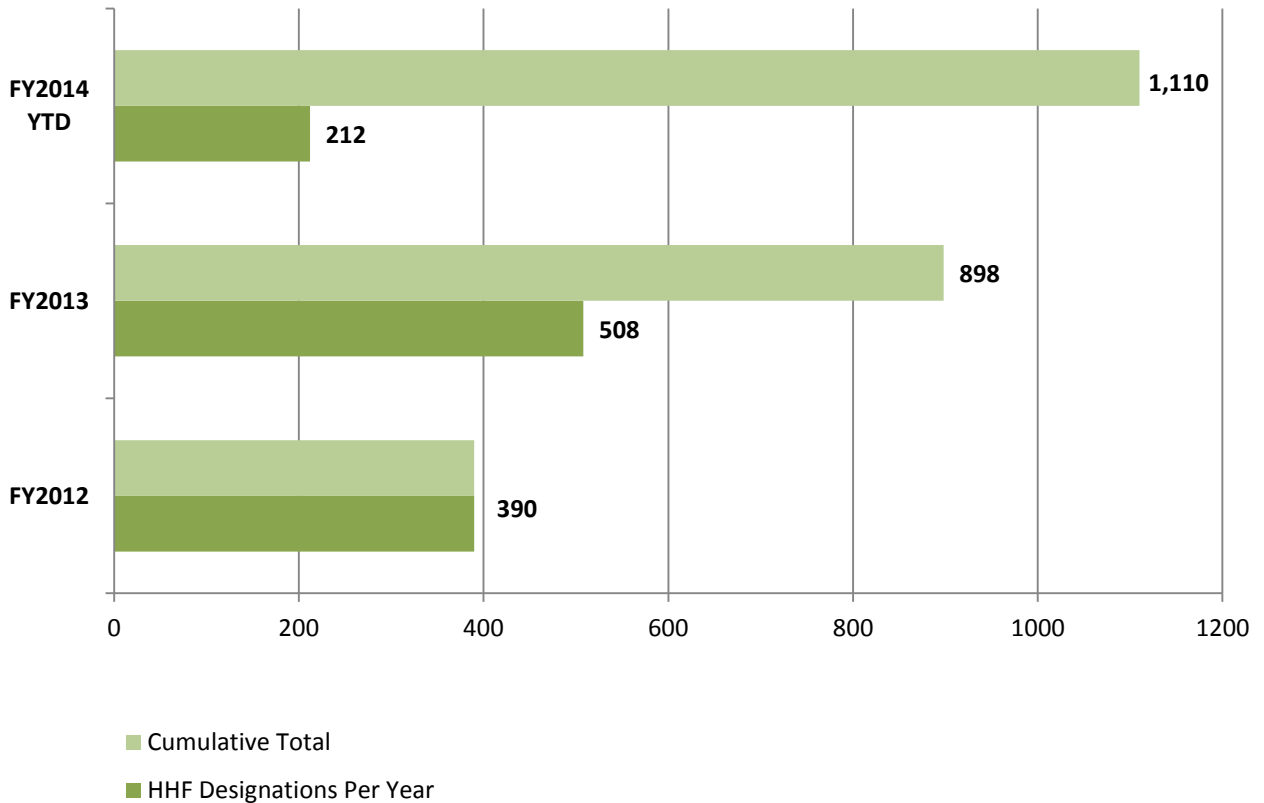


HHF Approved Applications

YTD December 2013, OBO's Houston Business Solutions Center has approved 1,110 companies as City Business or Local Business firms.

By the end of FY2014, there is projected to be cumulative total of 1,400 HHF companies.

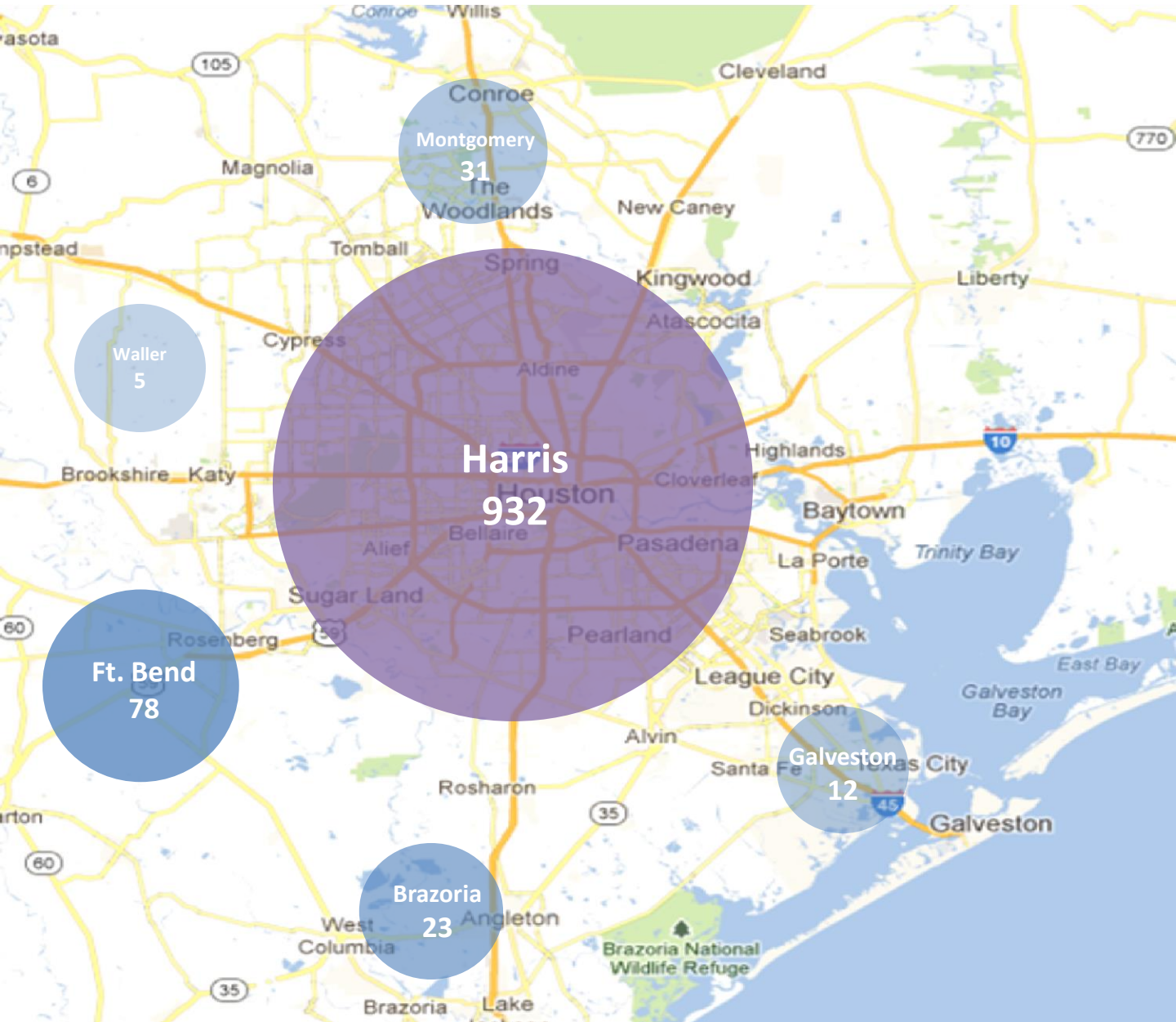
Designations per Year and Cumulative Total





Number of Approved Applications by County*

Figure 1

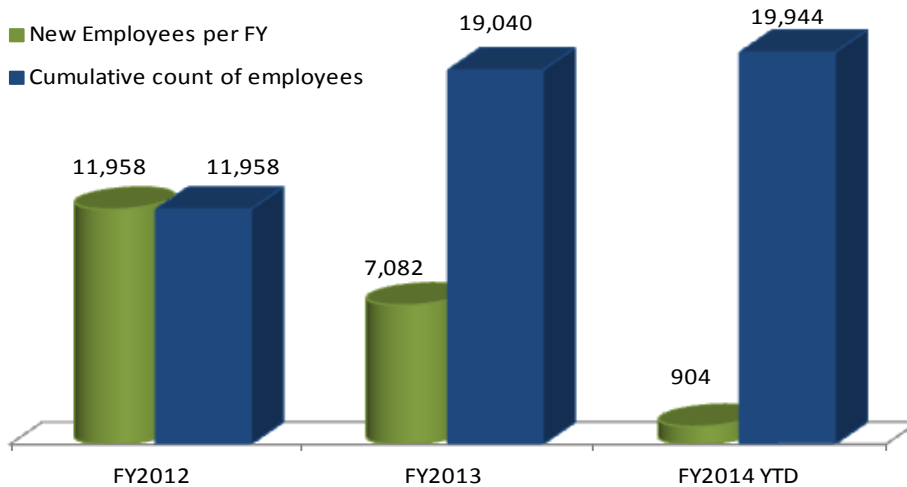


* There are a total of 1,110 active HHF firms as of December 2013. From that amount, 1,081 approved HHF companies were headquartered inside of the 10 counties as represented above. The remaining 29 approved HHF companies are headquartered outside the 10 counties. Per HHF ordinance, HHF companies are also approved if 20% of their employees are located within Houston's 10 surrounding counties.



Local Jobs Supported

The City of Houston helped sustain a cumulative total of 19,944 unique jobs from FY2012 through FY2014 YTD.

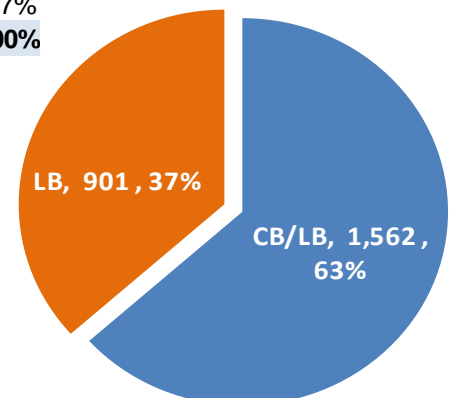


There were a total of 36 prime contractors that received 44 contracts that never received a contract before receiving their HHF designation. A total of 15 subcontractors that received 25 contracts were never awarded a contract before receiving their HHF designation.

City Business/Local Business Contracts and POs

Designation Type	FY2012	FY2013	FY2014 YTD	Grand Total	%
CB/LB	505	725	332	1,562	63%
LB	306	416	179	901	37%
Grand Total	811	1,141	511	2,463	100%

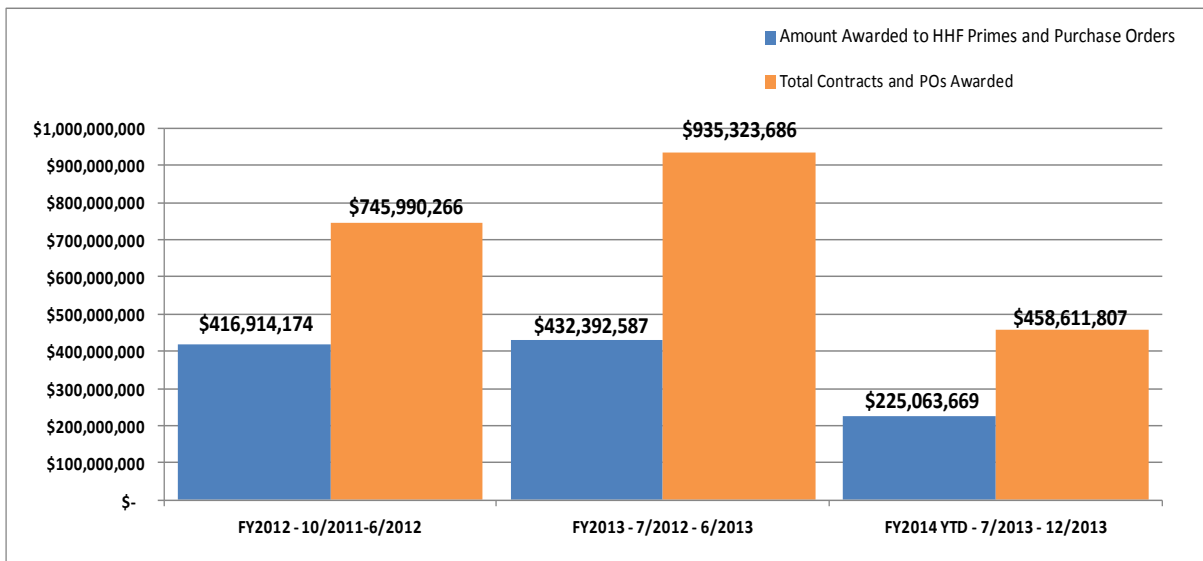
There were a total of 1,562 contracts awarded to HHF primes and non-contract POs utilizing HHF vendors with CB/LB designation. There were a total of 901 contracts and non-contract POs awarded to HHF primes and vendors with a LB designation.





Dollars Awarded to HHF Companies

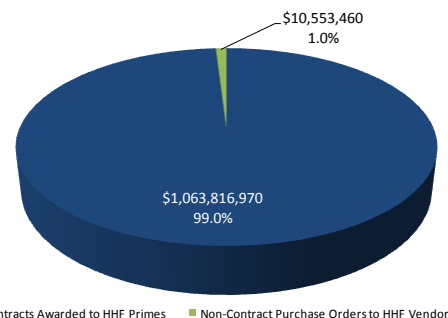
In FY 2012, a total of \$745,990,266 worth of contracts and purchase orders were awarded. From this amount \$416,914,174 was awarded to HHF firms. However, this only accounts for a partial fiscal year since the HHF program was approved in Oct 2011. There were \$935,323,686 worth of contracts and purchase orders awarded in FY2013. From this amount \$432,392,587 was awarded to HHF firms. A total amount of contracts and purchase orders valued at \$458,611,807 have been awarded in FY2014 YTD, out of which \$225,063,669 went to HHF companies.



HHF Contracts and Purchase Orders Detail

HHF Utilization	FY2012	FY2013	FY2014 YTD	Total
Contracts Awarded to HHF Primes	\$412,838,140	\$428,113,798	\$222,865,033	\$1,063,816,970
Non-Contract Purchase Orders to HHF Vendors	\$4,076,034	\$4,278,789	\$2,198,636	\$10,553,460
Total	\$416,914,174	\$432,392,587	\$225,063,669	\$1,074,370,430

As demonstrated by the table and pie chart, contracts awarded to Hire Houston First Primes totaled \$1,063,816,970, accounting for 99% of all HHF awards. Purchase orders to HHF Vendors for the same duration came to \$10,553,460, accounting for 1% of the entire total of \$1,074,370,430.





Contracts Awarded by Department

Overall, City of Houston departments awarded contracts and purchase orders worth \$1,074,370,430 to HHF firms between FY2012-FY2014 YTD.

The Public Works & Engineering Department awarded three contracts* to vendors specifically due to their Hire Houston First designation. These included bids that were not the lowest, but were within 3% - 5% of the lowest bid.

Dept	FY2012	FY2013	FY2014 YTD	Grand Total	HHF Preference Contracts
ARA	\$11,297,731	\$11,802,477	\$5,701,793	\$28,802,000	
DON	\$401	\$10,282,550	\$832,267	\$11,115,218	
FIN	\$707	\$76,098	\$6,289,388	\$6,366,193	
FMD	\$4,626,573	\$3,904,359	\$84,846	\$8,615,778	
GSD	\$18,043,358	\$16,315,322	\$20,090,379	\$54,449,060	
HAS	\$46,549,733	\$42,748,992	\$50,005,667	\$139,304,391	
HCDD	\$2,490,051	\$1,513,175	\$14,798	\$4,018,024	
HEC	\$13,985	\$29,933	\$2,380	\$46,298	
HFD	\$4,639,722	\$4,507,379	\$503,347	\$9,650,448	
HHS	\$136,734	\$249,848	\$188,618	\$575,200	
HPD	\$11,995,245	\$6,244,731	\$10,613,705	\$28,853,681	
HPL	\$30,372	\$75,869	\$24,498	\$130,739	
HR	\$50,851	\$75,897	\$435	\$127,183	
HITS	\$59,804	\$185,199	\$13,500,000	\$13,745,003	
LGL			\$25,000	\$25,000	
MCD	\$16,182	\$47,182	\$7,669	\$71,032	
MYR	\$49,488	\$950,548	\$683,222	\$1,683,258	
OBO	\$42,607	\$11,550		\$54,157	
PD	\$20,182	\$155,984	\$619	\$176,785	
HPARD	\$3,054,828	\$1,212,480	\$76,909	\$4,344,218	
PWE	\$300,472,893	\$315,661,276	\$87,631,400	\$703,765,569	\$10,300,628
SPD	\$13,155,372	\$12,503,162	\$21,695,787	\$47,354,320	
SWMD	\$91,930	\$3,737,068	\$7,090,943	\$10,919,941	
COH	\$75,423	\$100,759		\$176,182	
C&E		\$750		\$750	
Grand Total	\$416,914,174	\$432,392,587	\$225,063,669	\$1,074,370,430	\$10,300,628

*Details of the three PWE contracts specifically awarded to HHF designated vendors are as follows:

Vendor	Contract Title	Amount Awarded
SER Construction Partners LLC	Braesmont Drive Area Drainage & Paving Improvements	\$7,738,859
Globe Electric Supply Company, Inc.	Furnish Oil Cooled Transformer Radiators	\$62,139
D. L. Elliott Enterprises, Inc.	Water Line Replacement in Spring Shadows West Area	\$2,499,630
Total		\$10,300,628



Highest Dollar Amount Awarded to HHF Primes

HHF Companies	No. of Contracts	FY2012	FY2013	FY2014	Total Amount Awarded
SpawGlass Civil Construction, Inc.	7	\$38,017,598	\$4,018,116	\$42,559,405	\$84,595,118
Pepper-Lawson Waterworks, LLC	8	\$27,806,939	\$12,164,765	\$8,047,390	\$48,019,094
SER Construction Partners LLC	6	\$19,501,293	\$27,184,983		\$46,686,276
Angel Brothers Enterprises, Ltd.	5	\$20,033,558	\$20,677,016		\$40,710,574
JFT Construction, Inc.	5	\$11,017,964	\$4,917,312	\$21,811,842	\$37,747,118
Boyer, Inc.	4	\$11,821,662	\$4,770,913	\$15,014,128	\$31,606,703
Comfort Systems USA (South Central)	2		\$30,358,136	\$74,944	\$30,433,080
Reytec Construction Resources, Inc.	9	\$8,117,895	\$20,994,173	\$855,149	\$29,967,216
LEM Construction Company, Inc.	6	\$14,726,520	\$14,797,731	\$250,500	\$29,774,751
D. L. Elliott Enterprises, Inc.	12	\$13,823,217	\$14,300,493		\$28,123,710
Texas Sterling Construction, L. P.	2		\$27,602,824		\$27,602,824
Huff & Mitchell, Inc.	7	\$11,782,466	\$10,674,538	\$2,712,500	\$25,169,504
Total Contracting Limited	3	\$24,322,950			\$24,322,950
McLemore Building Maintenance	7	\$3,613,978	\$705,699	\$19,171,388	\$23,491,065
John L. Wortham & Son, L.P.	4	\$10,745,613	\$11,497,835		\$22,243,448
Metro City Construction, L.P.	8	\$9,332,331	\$10,117,571		\$19,449,902
T Construction L.L.C.	13	\$5,857,157	\$8,194,457	\$5,153,004	\$19,204,618
CSA Construction, Inc.	2	\$6,764,300	\$10,189,100		\$16,953,400
Webber, LLC.	1	\$15,675,817			\$15,675,817
Calco Contracting, Ltd.	4	\$8,134,845	\$7,479,277		\$15,614,122
Portable Computer Systems, Inc.	3	\$10,190,800	\$4,671,600		\$14,862,400
Times Construction, Inc.	8	\$5,300,345	\$6,059,560	\$2,436,000	\$13,795,905
DATAVOX, INC.	1			\$13,500,000	\$13,500,000
McKinney Construction, Inc.	5	\$1,770,740	\$11,321,476		\$13,092,216
Synagro of Texas-CDR. Inc.	3		\$12,914,170		\$12,914,170
Conrad Construction Co., LTD.	2		\$6,431,823	\$5,928,205	\$12,360,028
Alsay Incorporated	3	\$7,842,664	\$4,483,000		\$12,325,664
BRH-Garver Construction, L.P.	4	\$7,012,137	\$5,047,679		\$12,059,816
Mar-Con Services, LLC	3	\$10,480,691			\$10,480,691
DCE Construction, Inc.	4	\$5,236,029	\$4,678,732		\$9,914,761
Blastco Texas, Inc.	5	\$7,539,353	\$2,199,932		\$9,739,285
CleanServe, Inc.	8	\$4,897,658	\$3,681,664	\$635,839	\$9,215,161
Scohil Construction Services, L.L.C.	4	\$4,741,360	\$4,318,597		\$9,059,957
Houston Arts Alliance	3	\$1,459,650	\$1,209,890	\$6,289,388	\$8,958,928
Metro Fire Apparatus Specialties, Inc.	5	\$4,150,392	\$4,457,747		\$8,608,139
Hahn Equipment Company. Inc.	5	\$950,552	\$1,524,628	\$5,293,757	\$7,768,937
Texas Concrete Enterprise Ready Mix, Inc	1			\$7,679,912	\$7,679,912
Traffic Systems Construction, Inc.	3	\$3,723,255	\$3,740,862		\$7,464,117
CAAN Construction Services, Inc.	3	\$2,340,679	\$4,968,605		\$7,309,283
Petroleum Express Inc	1	\$7,235,260			\$7,235,260
Teal Construction Company	2		\$1,308,859	\$5,192,787	\$6,501,646
TDIndustries, Inc.	1	\$6,302,263			\$6,302,263
Reliance Construction Services, L.P.	3	\$6,104,660			\$6,104,660
Triple B Services, L.L.P.	1		\$5,787,856		\$5,787,856
ALTIVIA Corporation	2		\$5,676,036		\$5,676,036
Chastang Enterprises, Inc.	4			\$5,522,227	\$5,522,227
Jerdon Enterprise, LP	6	\$456,148	\$4,475,260	\$530,530	\$5,461,938
Safety Shoe Distributors, L.L.P.	1		\$5,312,021		\$5,312,021
Cohen Group, Inc	1			\$5,250,000	\$5,250,000





Highest Number of HHF Prime Contracts Awarded

HHF Company	FY2012	FY2013	FY2014	Total
T Construction L.L.C.	4	6	3	13
D. L. Elliott Enterprises, Inc.	6	6		12
Reytec Construction Resources, Inc.	3	5	1	9
Metro City Construction, L.P.	4	4		8
Pepper-Lawson Waterworks, LLC	3	3	2	8
S & B Infrastructure, Ltd.	1	7		8
CleanServe, Inc.	5	2	1	8
Caldwell Automotive Partners, LLC, d/b/a Caldwell Country Chevrolet	4	1	3	8
Times Construction, Inc.	1	4	3	8
McLemore Building Maintenance	3	2	2	7
SpawGlass Civil Construction, Inc.	5	1	1	7
Caldwell Automotive Partners, LLC, d/b/a Caldwell Country Ford	4	2	1	7
Baseline Paving & Construction, Inc.	1	1	5	7
Huff & Mitchell, Inc.	3	2	2	7
Globe Electric Supply Company, Inc.	1	2	3	6
SER Construction Partners LLC	2	4		6
Jerdon Enterprise, LP	1	4	1	6
LEM Construction Company, Inc.	3	2	1	6
Legacy Plumbing Company		3	2	5
AIA General Contractors, Inc.	2	2	1	5
McKinney Construction, Inc.	1	4		5
Hahn Equipment Company, Inc.	1	2	2	5
Bevco Company, Inc.	4	1		5
Blastco Texas, Inc.	4	1		5
Angel Brothers Enterprises, Ltd.	3	2		5
Metro Fire Apparatus Specialties, Inc.	3	2		5
C. F. McDonald Electric, Inc.	3	2		5
Houston Freightliner, Inc.	1	1	3	5
JFT Construction, Inc.	2	1	2	5
J Tyler Services, Inc.	2	1	1	4
DCE Construction, Inc.	2	2		4
Scohil Construction Services, L.L.C.	2	2		4
Boyer, Inc.	1	1	2	4
Huitt-Zollars, Inc.	2	2		4
BRH-Garver Construction, L.P.	2	2		4
Pierce, Goodwin, Alexander & Linville, Inc. (PGAL)		3	1	4
Calco Contracting, Ltd.	2	2		4
Tommie Vaughn Motors, Inc.	4			4
Chastang Enterprises, Inc.			4	4
John L. Wortham & Son, L.P.	2	2		4
AAR Incorporated	1	2		3
Sewer & Storm Maintenance LLC	2	1		3
CAAN Construction Services, Inc.	1	2		3
Inland Environments, Ltd.	1	2		3
Specialized Maintenance Services, Inc.	2	1		3
Alsay Incorporated	2	1		3
Houston Arts Alliance	1	1	1	3
Traffic Systems Construction, Inc.	2	1		3





Vendor	Total Purchases	Designation
1 SOURCE SIGNS	\$8,210	CB/LB
216 RESOURCES INC	\$12,843	CB/LB
3MB INTERIOR PLUS, LLC	\$151,663	LB
7 ELECTRIC LLC	\$9,567	CB/LB
A/W MECHANICAL SERVICES LP	\$785	CB/LB
A1 SHREDDING INC.	\$5,282	CB/LB
AAR INC	\$29,675	CB/LB
ACCESS DATA SUPPLY, INC.	\$170,240	CB/LB
ACTION CLEANING EQUIP CO INC	\$27,340	CB/LB
ACUSTRATEGY	\$42,600	LB
AL-FIN PHOTOGRAPHY	\$800	CB/LB
ALL PLAY, INC.	\$7,707	CB/LB
ALLPRO SIGN & BANNER CO.	\$5,577	CB/LB
ALTIVIA CORPORATION	\$9,352	CB/LB
AMSIA MEDICAL INC	\$3,480	CB/LB
ANNE HOWARD	\$31,000	CB/LB
APPLE GLASS COMPANY	\$4,700	CB/LB
AQUICK MAINTENANCE	\$15,475	LB
ASSOCIATED LANDSCAPE	\$6,210	CB/LB
ASSOCIATED LANDSCAPE	\$11,029	CB/LB
ASSOCIATED TESTING	\$36,221	CB/LB
ATLANTIC PETROLEUM & MINERAL RESOURCES, INC.	\$20,511	CB/LB
AUDIO VISUAL TECHNOLOGIES	\$2,961	LB
AVILES ENGINEERING	\$18,505	CB/LB
AZTEC FACILITY SERVICES, INC.	\$4,103	CB/LB
B. H. GOODMAN BUS SERVICE, INC.	\$3,782	CB/LB
BAILEY'S FIREARMS COUNTRY	\$34,206	LB
BASILINE PAVING & CONSTR. INC.	\$41,208	LB
BATES CHEMICAL INC.	\$46,800	LB
BAYLOR ASSET MANAGEMENT, LLC	\$713,517	CB/LB
BEAZ, INC	\$12,000	CB/LB
BERKELEY OUTSIDE SERVICES INC	\$2,729	LB
BEVCO COMPANY, INC.	\$354,028	CB/LB
BL TECHNOLOGY, INC.	\$6,174	LB
BLUE BAYOU BRASS, INC.	\$2,536	CB/LB
BONOAN VENTURES INC	\$4,510	CB/LB
BOYER, INC.	\$73,384	LB
BRAVE/ARCHITECTURE INC.	\$65,059	CB/LB
BRH-GARVER CONSTRUCTION, L.P.	\$6,890	CB/LB
BROOKSIDE EQUIPMENT SALES,	\$29,608	CB/LB
BROWN STERLING BUILDERS, INC.	\$7,830	CB/LB
B-W INDUSTRIAL SUPPLY	\$75,647	LB
C. F. MCDONALD ELECTRIC, INC.	\$26,445	CB/LB
CALDWELL AUTOMOTIVE PARTNERS, LLC, D/B/A CALDWELL	\$280,926	CB/LB
CALDWELL AUTOMOTIVE PARTNERS, LLC, D/B/A CALDWELL	\$778,253	CB/LB
CAMPBELL CONCRETE MATERIALS	\$4,839	CB/LB
CAST DAMAGED VEHICLE	\$30,825	LB
CHASTANG ENTERPRISES, INC.	\$21,000	CB/LB

Vendor	Total Purchases	Designation
CITY OFFICE SUPPLY, INC.	\$83,203	CB/LB
COASTAL PUMP SERVICES, INC.	\$51,633	LB
COMPETITIVE CHOICE, INC.	\$3,828	CB/LB
COURTHOUSE DIRECT.COM, INC.	\$9,500	CB/LB
CPR SERVICES AND SUPPLIES, INC., D/B/A MDN ENTERPRISES	\$358,761	LB
CRG TEXAS, LLC	\$57,601	LB
CSF CONSULTING, L.P.	\$140,682	LB
CUSTOMIZED REAL ESTATE	\$1,200	CB/LB
DATAVOX, INC.	\$49,196	CB/LB
DLG INTERESTS, INC.	\$14,948	CB/LB
DNB ENTERPRISES, INC.	\$53,170	LB
DOGGETT HEAVY MACHINERY	\$68,862	CB/LB
DOMINION AIR & HEAT, LLC	\$49,270	LB
DORI HERTEL	\$21,400	CB/LB
DOUBLEDIMOND PUBLIC	\$45,000	CB/LB
DSG INC	\$16,054	CB/LB
E CONTRACTORS USA LLC	\$46,425	CB/LB
ECCL 4:12	\$29,100	CB/LB
ELEMENT SOLUTIONS	\$98,856	CB/LB
ELP ENTERPRISES, INC.	\$10,895	CB/LB
EM2 MANAGEMENT SOLUTIONS	\$5,000	CB/LB
ENVIRONMENTAL CONSULTANTS INTERNATIONAL, LLC	\$7,420	CB/LB
ENVIRONMENTAL INDUSTRIAL SERVICES GROUP, INC.	\$36,450	CB/LB
ENVIRONMENTAL SOLUTIONS, INC	\$3,360	CB/LB
ENVIRONMENTAL SORBENTS, LLC	\$264,496	CB/LB
EPOTEX ELECTRICAL, LLC	\$5,084	CB/LB
EPOXY DESIGN SYSTEMS, INC.	\$4,600	CB/LB
ESBEE SIGNS, INC.	\$4,465	LB
EVCO PARTNERS, L.P.	\$65,484	LB
EXCELSIOR DEVELOPMENT INC.	\$9,105	CB/LB
EXPOTECH U.S.A., INC.	\$16,586	CB/LB
FLEET SAFETY EQUIPMENT INC	\$26,668	CB/LB
FORT BEND LIGHTING CO, INC.	\$47,097	CB/LB
FOUNDATION STRATEGIES, INC.	\$50,000	LB
FRED HAAS TOYOTA COUNTRY GENERATORS OF HOUSTON	\$70,350	LB
GENERATORS OF HOUSTON	\$57,068	CB/LB
GLOBE ELECTRIC SUPPLY CO. INC.	\$268,800	CB/LB
GLOBE OFFICE PRODUCTS	\$296,983	LB
GOGO BUSINESS	\$15,545	CB/LB
GRIFFIN MOVING SERVICES, INC.	\$31,871	CB/LB
GUNDA CORPORATION INC	\$9,970	CB/LB
GURROLA REPROGRAPHICS, INC.	\$3,890	CB/LB
H & S WATER PROOFING INC	\$1,288	LB
HAF, INC.	\$30,472	CB/LB
HAHN EQUIPMENT COMPANY. INC.	\$269,144	CB/LB
HALLMARK CAPITAL GROUP LLC	\$302,088	CB/LB
HALLMARK CAPITAL GROUP, LLC.	\$86,059	CB/LB
HALL-MARK FIRE APPARATUS	\$5,997	CB/LB
HALO DOORS, INC.	\$27,765	LB
HOUSTON BARRICADE & SUPPLY, HOUSTON CLEAN CITY	\$2,800	CB/LB
COMMISSION, INC., D/B/A KEEP	\$21,410	CB/LB
HOWARD TREY RON	\$7,957	CB/LB





Vendor	Total Purchases	Designation
HUCKSTER PACKAGING & SUPPLY	\$482	CB/LB
HUCKSTER PACKAGING & SUPPLY,	\$3,239	CB/LB
HVJ ASSOCIATES, INC.	\$17,431	CB/LB
IMU SOUTHWEST, THE		
IMMUNIZATION CLINIC	\$28,314	LB
INDUSTRIAL AUDIO VIDEO, INC.	\$53,508	LB
INDUSTRIAL AUDIO/VIDEO INC	\$1,937	LB
INLAND ENVIRONMENTS LTD.	\$17,386	LB
INTEX FLOORING, LLC.	\$16,200	CB/LB
J & S VALVE, INC.	\$10,216	LB
J MATHEWS LLC	\$29,920	CB/LB
J TYLER SERVICES, INC.	\$24,909	CB/LB
J&S VALVE	\$5,352	LB
JERSEY EQUIPMENT COMPANY OF	\$29,758	CB/LB
JERSEY EQUIPMENT OF HOUSTON	\$18,148	CB/LB
JOHN L. WORTHAM & SON, L.P.	\$15,000	CB/LB
KAMARK WHOLESALE	\$336	LB
KARAMI PLUMBING AND		
CONSTRUCTION SUPPLY LLC	\$4,397	CB/LB
KENALL INC.	\$9,069	CB/LB
KEY MAPS, INC. & SEAWALL	\$3,045	CB/LB
KJH CONSULTANT SERVICES	\$5,702	CB/LB
KS PRODUCTIONS	\$313	CB/LB
L. MOBLEY CONCRETE	\$1,500	LB
LANDTECH CONSULTANTS INC	\$750	CB/LB
LEGACY PLUMBING COMPANY	\$88,985	LB
LGM DISTRIBUTION GROUP, LLC.	\$65,218	LB
LISTO TRANSLATING SERVICES &	\$1,024	LB
LIVING EARTH TECHNOLOGY INC /		
THE LETCO GROUP	\$59,228	LB
LMC CORPORTATION	\$2,431	CB/LB
LONE STAR UNIFORMS, INC	\$105,650	LB
M2L ASSOCIATES, INC.	\$24,500	LB
MACIAS CONSTRUCTIONS	\$7,200	LB
MASTERWORD SERVICES, INC.	\$41,062	CB/LB
MCCALL-T, INC., D/B/A STERLING	\$51,004	CB/LB
MCCONNELL & JONES, LLP	\$33,990	CB/LB
MCKENZIE COMPRESSED AIR	\$9,973	CB/LB
MCLEMORE BUILDING	\$50,723	CB/LB
MEDWASTE SOLUTIONS, INC	\$4,968	CB/LB
MEK INTERIORS & FLOORS, L.L.C.	\$72,119	LB
METRO FIRE APPARATUS	\$130,376	CB/LB
MNI DIESEL INC	\$3,225	CB/LB
MOSSY NISSAN (TX) INC.	\$42,000	CB/LB
MUSEUM OF CULTURAL ARTS,	\$9,212	CB/LB
NATION WASTE, INC.	\$69,734	LB
NETSYNC NETWORK SOLUTIONS	\$2,197	CB/LB
NEXT LEVEL MOVERS, LLC	\$3,728	LB
NORTHSTAR MARKETING GROUP	\$66,706	LB
OFFICE & FURNITURE COMPANIES	\$16,179	LB
OFFICE EFFECTS INC.	\$5,922	CB/LB
ONE WORLD STRATEGY GROUP	\$4,700	CB/LB
PACIFIC STAR CORPORATION	\$5,110	CB/LB
PARADIGM CONSULTANTS INC	\$3,477	CB/LB
PAUL ORTEGA SERVICES INC.	\$28,152	CB/LB

Vendor	Total Purchases	Designation
PEDRAZA HVAC, INC.	\$3,200	LB
PETER N KIILU	\$94,400	LB
PFEIFFER & SON LTD	\$48,515	LB
PHOENIX PUMP, INC.	\$38,989	CB/LB
PIPELINE VIDEO INSPECTION LLC	\$6,700	CB/LB
PORTABLE COMPUTER SYSTEMS,	\$2,999	CB/LB
PREFERRED TECHNOLOGIES INC.	\$46,680	LB
PROJECT PROFESSIONALS LLC	\$74,700	LB
Q ENVIRONMENTAL INC	\$47,189	CB/LB
QC LABORATORIES, INC.	\$85,063	CB/LB
QUALITY TOWER SERVICES LTD	\$32,116	CB/LB
RADIA ENTERPRISE, INC.	\$414	CB/LB
RDI MECHANICAL, INC.	\$407,085	LB
RELIANT BUSINESS PRODUCTS	\$3,012	CB/LB
RELIANT BUSINESS PRODUCTS,	\$13,234	CB/LB
RESTOCON CORPORATION	\$16,581	LB
RICHARDS CARLBERG , INC.	\$20,300	CB/LB
RIGHT ON TIME OFFICE FURNITURE		
ASSEMBLERS LLC	\$37,485	LB
RINCON AIR & HEAT COMPANY, LLC	\$32,977	CB/LB
RNDI COMPANIES INC	\$18,200	LB
RON CARTER AUTOMOTIVE	\$272,639	LB
RPH CONSULTING GROUP, LLC	\$49,950	LB
RPM ARCHITECTS, INC.	\$6,850	LB
S & V SURVEYING INC	\$5,800	LB
SAFETY VISION LLC	\$995	CB/LB
SEPARATION SYSTEMS	\$21,250	CB/LB
SEPTH GROUP LLC	\$2,417	CB/LB
SERVICE ENVIRONMENTS OF	\$12,227	LB
SET ENVIRONMENTAL, INC.	\$34,440	LB
SHRINK STOPPERS, LLC, D/B/A		
ASAP SECURITY SERVICES	\$6,020	LB
SMITH - MOBLEY, INC.	\$6,230	CB/LB
SOUTHWEST MOWER	\$23,690	CB/LB
SOUTHWESTERN PAINT &	\$47,951	CB/LB
SUN COAST RESOURCES, INC.	\$19,566	CB/LB
SUVA MANAGEMENT INC	\$25,000	CB/LB
T.M.J. ENTERPRISES	\$71,759	CB/LB
TELE-COMMUNICATION, INC.	\$7,391	CB/LB
TERRA NOVA CONSULTING INC	\$4,131	CB/LB
TERRAIN SOLUTIONS INC	\$29,408	CB/LB
TEXAN WASTE EQUIPMENT INC.	\$29,387	CB/LB
THOMPSON CONSULTING	\$10,700	LB
TIKON GROUP, INC.	\$10,021	CB/LB
TIMES CONSTRUCTION, INC.	\$71,724	CB/LB
TLC ENGINEERING, INC.	\$79,510	CB/LB
TODAYS BUSINESS SOLUTIONS	\$230	CB/LB
TOLUNAY-WONG ENGINEERS, INC	\$7,965	CB/LB
TOMBALL DODGE INC.	\$324,778	LB
TOMMIE VAUGHN MOTORS, INC.	\$281,850	CB/LB
TXNEAD, LLC	\$48,464	CB/LB
UNION PRINTERS INC	\$389	CB/LB
VERITAS SUPPLY, INC.	\$115,732	LB
WALKERCOM, INC.	\$9,775	LB
WARRIOR ELECTRIC, INC.	\$11,475	CB/LB
WASHINGTON & SONS AIR		
CONDITIONING AND HEATING, LLC	\$16,196	CB/LB
WINDROSE LAND SERVICES, INC.	\$20,153	CB/LB
WINSTON'S PHARMACY INC	\$3,178	CB/LB
WORLDWIDE MACHINERY LTD.	\$386	LB
YORK CAREER DEVELOPMENT,	\$5,408	CB/LB
Grand Total	\$10,553,460	





Educate. Connect. **Grow.**