

# AMERICAN RESCUE PLAN ACT

State and Local Fiscal Recovery Funds  
Recovery Plan  
Performance Report for the Period Ending June 30, 2023

Mayor Sylvester Turner  
City of Houston



## District Members

---

### Council Member Amy Peck

Phone: 832.393.3010  
FAX; 832.393.3302  
E-Mail: [districta@houstontx.gov](mailto:districta@houstontx.gov)

### Council Member Tarsha Jackson

Phone: 832.393.3009  
FAX; 832.393.3291  
E-Mail: [districtb@houstontx.gov](mailto:districtb@houstontx.gov)

### Council Member Abbie Kamin

Phone: 832.393.3004  
E-Mail: [districtc@houstontx.gov](mailto:districtc@houstontx.gov)

### Council Member Carolyn Evans- Shabazz

Phone: 832.393.3001  
FAX; 832.393.3201  
E-Mail: [districtd@houstontx.gov](mailto:districtd@houstontx.gov)

### Mayor Pro-Tem Dave Martin

Phone: 832.393.3008  
FAX: 832.393.3279  
E-Mail: [districte@houstontx.gov](mailto:districte@houstontx.gov)

### Council Member Tiffany D. Thomas

Phone: 832.393.3002  
E-Mail: [districtf@houstontx.gov](mailto:districtf@houstontx.gov)

### Council Member Mary Nan Huffman

Phone: 832.393.3007  
FAX; 832.395.9571  
E-Mail: [districtg@houstontx.gov](mailto:districtg@houstontx.gov)

### Council Member Karla Cisneros

Phone: 832.393.3003  
E-Mail: [districth@houstontx.gov](mailto:districth@houstontx.gov)

### Council Member Robert Gallegos

Phone: 832.393.3011  
E-Mail: [districti@houstontx.gov](mailto:districti@houstontx.gov)

### Council Member Edward Pollard

Phone: 832.393.3015  
FAX; 832.395.9423  
E-Mail: [districtj@houstontx.gov](mailto:districtj@houstontx.gov)

### Council Member Martha Castex-Tatum

Phone: 832.393.3016  
FAX; 832.395.9410  
E-Mail: [districtk@houstontx.gov](mailto:districtk@houstontx.gov)



City Hall Annex  
900 Bagby, First Floor  
Houston, TX 77002  
832.393.0805

## At-Large Members

---

### Council Member Mike Knox

Phone: 832.393.3014  
FAX: 832.395.9472  
E-Mail: [atlarge1@houstontx.gov](mailto:atlarge1@houstontx.gov)

### Council Member David W. Robinson

Phone: 832.393.3013  
FAX; 832.393.3336  
E-Mail: [atlarge2@houstontx.gov](mailto:atlarge2@houstontx.gov)

### Council Member Michael Kubosh

Phone: 832.393.3005  
FAX; 832.393.3251  
E-Mail: [atlarge3@houstontx.gov](mailto:atlarge3@houstontx.gov)

### Council Member Letitia Plummer

Phone: 832.393.3012  
FAX; 832.393.3327  
E-Mail: [atlarge4@houstontx.gov](mailto:atlarge4@houstontx.gov)

### Council Member Sallie Alcorn

Phone: 832.393.3017  
FAX; 832.395.9426  
E-Mail: [atlarge5@houstontx.gov](mailto:atlarge5@houstontx.gov)

## **Content**

**Letter from Mayor**

**Sylvester Turner**

**Executive Summary**

**Use of Funds**

**Expenditures Through**

**Reporting**

**Promoting Equitable**

**Outcomes**

**Community Engagement**

**Labor Practices**

**Use of Evidence**

**Planned Priority Project**

**Inventory**




**ARPA**

# Letter from Mayor Sylvester Turner

July 31, 2023

Dear Houstonians,

In August of 2021, the City of Houston published its first American Rescue Plan Act (ARPA) Recovery Report detailing how the City planned to allocate resources in response to the pandemic. It is my hope that the programs listed in this report show continued efforts to address Houstonians' concerns with these ARPA resources.



I would like to thank the Biden Harris Administration for the federal government's assistance. But for the funding from the American Rescue Plan Act, these programs would not be possible.

The vast majority of our ARPA dollars have been invested in maintaining our city services through revenue replacement programs, making sure police officers, firefighters, and municipal employees know their paychecks are secure. There has also been a targeted effort to fund two initiatives that have improved the lives of Houstonians: public safety and a clean environment.

On February 2, 2022, we launched the "One Safe Houston" program, a comprehensive community response to combatting crime. The key performance indicators in this report show the programs in our One Safe Houston initiative are effective and are making a difference in improving public safety throughout Houston. We have invested \$53 million in SLFRF dollars to holistically address crime through One Safe Houston program.

On March 29, 2023, we launched the "One Clean Houston" initiative to combat illegal dumping throughout the city, allocating nearly \$18M in additional dollars over two years. The initiative focuses on three key areas: rapid cleanup, better enforcement, and prevention and education investments. The plan works with homeowners, community members, non-profits, industry, and other governmental organizations to comprehensively address illegal dumping.

Thanks to ARPA funding, the City of Houston is able to make these unprecedented investments that impact many of Houston's neighborhoods, particularly the most vulnerable.

Sincerely,

A handwritten signature in black ink that reads 'Sylvester Turner'.

Sylvester Turner  
Mayor



# *Executive Summary*

## **Budget stabilizing Revenue Replacement, One Safe Houston, and One Clean Houston initiatives take the majority of funding from the State & Local Fiscal Relief Funds, while other ARPA investments make holistic investments lifting up Houstonians**

The ARPA funding that the Biden Administration has provided has helped to prevent major budgetary cuts and layoffs and fund evidence-based solutions. Again, it cannot be overstated that the State and Local Fiscal Relief Funds from the American Rescue Plan Act have been critical to addressing the secondary impacts of the pandemic.

In Houston, the City has sought to holistically address public safety and combat illegal dumping with this flexible funding.

The second quarter of 2023 saw significant resources expended on One Safe Houston Initiatives for Crisis Call Diversion (CCD), Mobile Crisis Outreach Teams (MCOT), and backlog funding for the Houston Forensic Science Center. Continued investment in domestic violence programs with the Domestic Abuse Response Teams (DART) and Victim Service Advocates helps to address one of the most important law enforcement interventions with increased support to victims. Investment in the Houston Police Department itself through targeted overtime for patrol enhancement and cadet retention funding have made clear that public safety remains Houston's number one priority.

The One Clean Houston initiative saw increased expenditures in Bulk Waste and Anti-Litter programs that are targeted to vulnerable communities. Kicking off these expanded programs will directly address the increased need for services while planning for longer term progress with cameras for increased prosecution.

Additional expenditures on Arts & Culture stabilization funding, increased constituent referral services for the Mayor's Office of People with Disabilities, Digital Literacy Equity in the Houston Public Library system combine to show the remainder of ARPA funding.

The following programs have shown significant spending in the second quarter of 2023.

### **Crisis Call Diversion**

The Crisis Call Diversion (CCD) program is a collaboration between the Houston Police Department, Houston Fire Department, Houston Emergency Center and the Harris Center for Mental Health & IDD, with the express purpose of decreasing the volume of non-emergency mental health-related calls for service for both HPD patrol and HFD emergency medical services and reducing the use of these personnel for non-emergency responses.

The project is fully staffed and underway. So far in 2023, the program has processed 3,337 calls. Over the last 5 quarters, HPD has seen a decrease in calls being processed by CCD. The CCD team continues to refer clients to any necessary mental health services.

Out of the \$816,420,00 budgeted by City Council, so far \$292,770.96 has been spent.

### **Mobile Crisis Outreach Team**

The Mobile Crisis Outreach Team (MCOT) is an



interdisciplinary mobile team composed of psychiatrists, registered nurses, licensed master's level clinicians, bachelor level clinicians, and psychiatric technicians specializing in crisis intervention. Community-based in Harris County, MCOT provides services to children and adults who are experiencing a mental health crisis.

Just like CCD, the project is fully staffed and underway. The program tracks on-scene crisis responses, interactions and outcomes of the responses such as response time and time on-scene, types of services and supports offered, post crisis follow up, transporting and/or completing referrals to other services, and involuntary emergency detention orders and calls that result in police involvement. Metrics on the presence of police at crisis incidents and the use of involuntary hospitalization are crucial for transparency with community members.

The total MCOT calls and the calls relating to a possible criminal matter are both seeing a decrease.

Out of the \$11,871,469.00 budget, the project has expended \$3,778,499.07.

### **Case Backlog Reductions**

When crime rates rose, the strain on crime scene investigation units began to grow. While there is funding being invested in the front end of preventing crime, these funds are aimed at solving the crime once it happens to get perpetrators off the streets and seek closure for victims.

This program provides funding to the Houston Forensic Science Center for toxicology case outsourcing, overtime for crime scene investigation and firearm investigation staff, and funding for training of new analysts.

Additional funding has been allocated to provide training to firearms analysts, to upgrade the E-discovery and the Justice Trax system, to provide temporary labor to support backlog reduction

from the Harris County Backlog Reduction Program, and to outsource Digital Multimedia.

A key component of this project is to expand the number of available staff in order to have a long-term solution to the case backlog due to COVID-19 employee absenteeism and increase in crime.

The program has expended \$1,160,116.72 of a budgeted \$4,950,000.00 amount.

### **Domestic Abuse Response Team**

The Domestic Abuse Response Team (DART) program provides for specially trained, two-person mobile teams consisting of one HPD officer and one victim advocate. The teams respond to "high risk" domestic violence crime scenes at the request of the primary responding police unit for the purpose of making on-scene danger assessments. The team then reaches out to the victims to engage and connect them with needed emergency services.

The project is fully staffed and underway. The evidence shows that the most calls for service involving domestic violence in Houston are in underserved, minority, and lower socioeconomic areas with multiple barriers to service such as language, religion, and fear of police.

Budgeted with \$3,615,822, so far DART has expended \$1,506,025.28.

### **Victim Service Advocates**

The Victim Services Division contains a Victim Advocacy Unit that initiates follow up on cases involving crime victims via phone, in person and through virtual platforms. This follow-up consists of meeting the needs of the victim by offering the appropriate referrals and assistance specific to each victim. The Advocacy Unit also has an On-Call Team, which consists of on-call supervisors, advocates, and officers who respond to media worthy incidents in order to assist the victims and their families directly affected by the incident.



The project is fully staffed and underway. Since January 1, 2022, ARPA Victim Advocates have provided outreach to 3,861 victims of domestic violence where 71% were women and 82% were victims of color.

This demonstrates that domestic violence continues to plague disadvantaged and underserved communities in need of enhanced services to provide specific resources for each victim regarding cycle of violence education, counseling, and CVC (crime victim compensation) so that they may begin the healing process from violent and traumatic events.

Budgeted for \$1,335,843.18, the program has expended \$667,078.20.

### **Overtime Patrol Enhancements**

The One Safe Houston Initiative is a comprehensive violence reduction initiative that links research-based strategies to improve public safety and reduce the harms caused by violent crime. HPD officers work specific details to deter the engagement of violent crime in hot spot neighborhoods. ARPA has funded overtime where the funding is directly focused on advancing community policing strategies in those communities experiencing an increase in gun violence associated with the pandemic.

The project is complete though FY 2023 with a total of \$20,291,545.86 spent on the program. When measuring murder, rape, robbery and aggravated assault rates over the last three years, the majority of months in 2022 and 2023 had lower crime rates than in 2021.

### **Cadet Retention Incentives**

The increase in violent crime after the COVID-19 Pandemic has caused an economic harm to the citizens of Houston. The City of Houston recognizes that in order to reduce violent crime, our city needs the human resources and ability to target this surge of violent crime. Hiring additional police cadets to then become police

officers would greatly assist in our fight against crime.

Since COVID, HPD has experienced challenges with recruiting enough cadets to keep up with attrition as well as growing the number of officers.

HPD has established a \$10,000 Cadet Retention Incentive to be distributed to attract and retain incoming police cadets. The hiring incentive will not only attract incoming cadets, but it will also be structured to encourage retention once the cadets become officers.

The Cadet Retention Initiative will provide \$10k additional compensation to cadets. The compensation will be distributed in three phases. After reaching certain milestones, incoming cadets will receive the following retention incentives:

1. Sign-Up Incentive: \$2,500 (Paid within 30 days of beginning the Police Academy)
2. Mid-way Incentive: \$2,500 (Paid after completing 3 months)
3. Completion Incentive: \$5,000 (Paid after completion of Police Academy and TCOLE requirements)

The total Cost of the program is \$7,270,000 and includes 727 anticipated cadets. As of June 30, the program had expended \$2,198,591.25 for 157 cadets in 2023.

### **Bulk Waste**

As a result of COVID-19, waste streams have increased for City-provided services - showing a clear need for additional resources. With higher set-out rates, the department has experienced an influx of heavy household debris, landscape and debris. Houston's experience is also being reported by other solid waste agencies statewide and nationwide (Solid Waste Association of North America and Municipal Waste Management Association).



This program initiative is funding additional bulk waste crews to collect bulky material. Crews are placed in areas of high- volume debris generation or clear illegal dumpsites in abused areas of the City. As Houston enters the peak of hurricane season, flood mitigation is a priority given the city's five-year history of significant flood events and the challenges that the City must overcome if homes flood and people are temporarily housed in congregate shelter settings during the pandemic.

With \$7,999,200.00 in funding budgeted, the program has already expended \$702,383.83 on services.

### **Anti-Litter Campaign**

As part of the One Clean Houston initiative launched by Mayor Turner in March 2023, the goal of the anti-litter campaign is to combat, reduce, and extinguish the behaviors that contribute to litter in Houston's neighborhoods. One Clean Houston initiative is a comprehensive plan to address pervasive illegal dumping and its negative impacts on the health, safety and quality of life of Houston residents.

One Clean Houston recently released a comprehensive Community Toolkit in English, Spanish, and Vietnamese designed to provide community members with essential information and resources to participate actively in the fight against illegal dumping. The toolkit offers a range of practical tools, guidance, and educational materials that empower residents to take decisive action in maintaining a clean and sustainable environment.

The One Clean Houston initiative focuses on three key areas to address the issue and clean up Houston's neighborhoods, especially areas repeatedly targeted by individuals committing illegal dumping.

- Rapid cleanup
- Better enforcement

- Prevention and education

As this program launches, information on the amount of litter collected and the number of calls to certain locations will be collected and reported in the annual performance report.

So far, \$336,490.00 out of \$1,333,333.00 budgeted for the program has been expended.

### **Arts & Culture Stabilization Funding**

COVID-19 had a devastating impact on the arts and cultural sector's ability to host public gatherings, which has resulted in historic losses of earned income due to canceled performances, exhibitions, and gig work for creative workers. One of the City of Houston's main investments into the arts and cultural ecosystem is through the Hotel Occupancy Tax, which saw a loss in income in 2020 and 2021 that totaled \$11,600,000.

Houston City Council approved a \$5 million investment of American Rescue Plan Act (ARPA) funds for the Arts Sector. The Mayor's Office of Cultural Affairs (MOCA) will distribute the funds through this Houston Arts and Cultural Stabilization Grant Program to arts and cultural organizations during this calendar year.

To assist the arts and cultural sector in a strong and equitable recovery, MOCA, in collaboration with Mid-America Arts Alliance (M-AAA), will distribute the federal ARPA funds via an open application. M-AAA, the regional arts organization that empowers community through art for the six-state region that includes Texas, is a trusted partner with a track record of helping the city efficiently distribute federal funds.

Of the \$5,000,000.00 budgeted, \$1,000,000.00 has been distributed.

### **Constituent Referral Program**

The COVID-19 pandemic has disproportionately impacted people with disabilities; destabilizing





## Executive Summary Continued

access to direct service providers, straining already limited financial resources for a population struggling to survive on a fixed income, and exacerbating the need for affordable and accessible housing.

Throughout the COVID-19 emergency, the Mayor's Office for People with Disabilities (MOPD) staff have fielded thousands of calls from people with disabilities, direct service providers, family members, and professionals seeking relief and referral services throughout the Greater Houston-The Woodlands-Sugar Land census statistical area. This demand has strained MOPD's limited staff capacity and has highlighted the need for additional technological solutions to better open, track, and close out case management requests. MOPD has utilized ARPA funds to support a community liaison program by increased hiring as well as acquiring an online client relationship management system. This client management system will allow the MOPD staff to provide on the spot reliable information and resources to clients, the ability for the liaisons to track clients, and print/share reports as needed.

This program is the frontline to recovery services for people with disabilities in the southeast Texas region. MOPD is the only local government agency of its kind providing case management and referral services to people with disabilities. \$1,095,984.17 is budgeted for the program with \$83,763.37 expended by June 30th.

### Digital Literacy

Developing capacity of Digital Literacy instruction and skill development is critical for recovery from the COVID-19 pandemic. To

prepare the workforce for the current and future job markets, the City of Houston Public Library (HPL) provides digital literacy skill education in areas that lack access to broadband.

The Mayor's Office for Adult Literacy will partner with local adult and family literacy providers that meet specified criteria to develop community computer labs geographically located throughout the city to facilitate access to digital and computer literacy within under-resourced communities.

This project also provides Digital Literacy and Digital Equity Navigators who are trained professionals that teach digital literacy to adults and provide sufficient technology support to ensure that the technology in these computer labs is effective.

The project will also expand the "Community Tech Kit Initiative" through the City's Library and Office of Complete Communities. The expansion will help learners obtain a laptop, a computer, and a hotspot for adult learners residing in targeted communities.

The project is underway. Three partner organizations for literacy labs have been identified with a tentative project launch in the next quarter. The City is working on filling the technology positions. The hotspots have been purchased, delivered, and deployed as expected.

The program is budgeted for \$3,875,130.17 and expended \$1,781,517.56 through the quarter of 2023.



# Use of Funds

---

Many of the projects the City of Houston has approved for use of SLFRF addresses multiple needs of the community and are categorized as follows:

- *The Provision of Government Services*
- *COVID-19 Pandemic Response*
- *Public Safety through One Safe Houston*
- *Economic Resiliency and Recovery*

## **The Provision of Government Services**

It is a priority of the City of Houston to continue providing high-quality government services to all its residents. As it was felt across the nation, the City of Houston is still catching up on lost revenue from the pandemic. With that, the City of Houston, to maintain its level of government services, chose to use the majority of its SLFRF allocation for lost revenue. A smaller portion of the allocation is being used for administrative costs related to the management, oversight, and compliance.

## **COVID-19 Pandemic Response**

The pandemic is not over, and the City of Houston is dedicated to ensuring its employees have necessary PPE and cleaning supplies, while also providing community vaccinations.

## **Public Safety Through One Safe Houston**

During the COVID-19 pandemic, the City of Houston, like others, saw a major uptick in crime. In response, the City implemented the One Safe Houston Initiative. This initiative has multiple approaches to reducing crime with a

specific focus on violent crime. More information on the overall One Safe Houston Initiative can be found: [www.houstontx.gov/onesafehouston](http://www.houstontx.gov/onesafehouston).

## **Economic Resiliency and Recovery**

The City continues to look to the future by reevaluating and addressing economic resiliency and recovery. This portion of the funding has been dedicated to those populations that are disproportionately impacted by the pandemic and ensures that the necessary resources remain in place for their long-term success.

Each one of these categories are interconnected and work together to ensure that the City of Houston comes out stronger at the conclusion of this pandemic. As the City of Houston continues to evaluate opportunities for use of its SLFRF allocation, the City's foundational goal is to maintain equity in all that it does. By way of example by the Complete Communities initiative by Mayor Sylvester Turner, no project is approved by the administration without there being a proven plan of how the project addresses those needs in the most equitable way.

The needs of Houstonians, especially the most vulnerable, can change in any one moment, and the City of Houston maintains its commitment to self-evaluation of planned expenses so that the funds can always be reallocated to the areas with the greatest need.



# AMERICAN RESCUE PLAN ACT SUMMARY

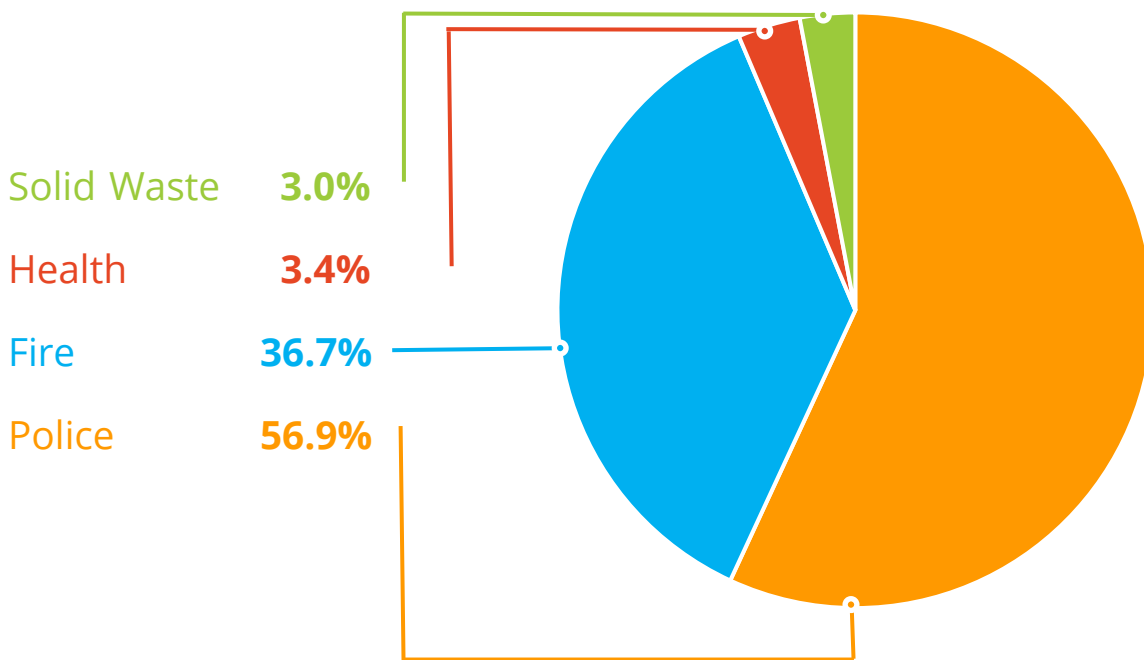


## MAINTAINING GOVERNMENT SERVICES



After the release of the Final Rule by the U.S. Department of Treasury, the City of Houston recalculated its Revenue Replacement projection. The FY 2022 actuals and FY 2023 actuals were **\$139.436 million** and **\$162.575 million** respectively. FY 2024 has been budgeted for **\$160 million**, making the new total of budgeted Local Fiscal Recovery Funds (LFRF) from the American Rescue Plan Act for the provision of government services to maintain and sustain critical services through revenue replacement **\$462.011 million**. The total Revenue Replacement expenditures through this quarterly expenditure report ending on June 30, 2023, totals **\$302.011 million**.

The critical services allocation budgeted for FY 2024 are as follows:



# ARPA

# Expenditures through Reporting Period

The City of Houston has approved ARPA SLFRF costs for \$598,715,150.52 in revenue replacement and priority projects. This funding is for multi-year programming, meaning funds will be expended over a period of time. Many projects that do not have expenditures are going through the required federal procurement process and have not been expensed. The City has \$356,314,051.05 in expenditures through June 30, 2023. Only projects with expenditures have been reported to the US Treasury Reporting portal.

Dept.	Project ID	Expenditure Category	Project Name	Estimated Approved Costs	Expenditures through June 30, 2023
COH	HOU - #011	6.1	Revenue Replacement	\$462,010,716.00	\$302,010,716.00
COH	HOU - #012	7.1	Administrative Expenses	\$8,038,670.00	\$1,370,358.84
COH	HOU - #031	1.5	Disinfectant Spray	\$50,000.00	\$34,668.50
HPD	HOU - #001	1.12	Crisis Call Diversion (CCD)	\$816,420.00	\$292,770.96
HPD	HOU - #002	1.12	Mobile Crisis Outreach Team (MCOT)	\$11,871,469.00	\$3,778,499.07
HPD	HOU - #003	1.12	Crisis Intervention Response Team (CIRT)	\$6,152,664.00	\$520,705.54
HPD	HOU - #004	1.12	Clinician-Officer Remote Evaluation (CORE)	\$2,543,625.00	\$799,858.31
HPD	HOU - #005	1.12	Domestic Abuse Response Team (DART)	\$3,615,822.00	\$1,506,025.28
HPD	HOU - #015	1.12	Victim Service Advocates	\$1,335,843.18	\$667,078.20
HPD	HOU - #018	1.1	Police Security at Testing Facilities	\$722,110.00	\$721,796.82
HPD	HOU - #025	3.1	Violence Reduction and Crime Prevention – Patrol Enhancement	\$20,352,772.00	\$20,291,545.86
HPD	HOU - #026	1.11	Gun Buyback Initiative	\$986,514.00	\$395,997.35
HPD	HOU - #033	1.11	Technology Enhancement - 5G Enablers	\$974,533.00	\$974,533.00
HPD	HOU - #034	3.1	HPD Cadet Retention Incentive	\$7,270,000.00	\$2,198,591.25
HHD	HOU - #009	1.1	Vaccine Incentive Program	\$3,125,000.00	\$3,089,757.26
HFD	HOU - #038	3.1	HFD Cadet Retention Incentive	\$2,362,500.00	\$387,661.48
HFD	HOU - #014	1.14	ETHAN Personnel	\$4,950,280.00	\$1,694,918.09
PRD	HOU - #022	1.11	Enhance City Park Security	\$1,915,200.00	\$444,016.44
HITS	HOU - #029	1.11	Public Safety Radios	\$15,000,000.00	\$10,000,000.00
HPL	HOU - #019	2.25	Digital Literacy Equity Project	\$3,875,130.17	\$1,781,517.56
HFSC	HOU - #028	2.36	Case Backlog Funding	\$4,950,000.00	\$1,160,116.72
SWMD	HOU - #007	1.14	Anti-Litter	\$1,333,333.00	\$336,490.00
SWMD	HOU - #008	1.14	Bulk Waste	\$7,999,200.00	\$702,383.83
MOPD	HOU - #030	2.37	Constituent Referral Program	\$1,095,984.17	\$83,763.37
MOCA	HOU - #040	2.35	Arts & Culture Stabilization	\$5,000,000.00	\$1,000,000.00
OHT&DV	HOU - #021	1.11	Multicultural Outreach	\$3,000,000.00	\$70,281.32



# ARPA

## *Expenditures Through Reporting Period Continued*

---

### **Provision of Government Services**

#### ***Revenue Replacement***

Department: City of Houston (COH)  
Project: Revenue Replacement (Fiscal Year 2022)  
ID Number: HOU - #011  
Estimated Approved Costs: \$462,010,716.00  
Expenditure Category: Revenue Replacement 6.1 Provision of Govt. Services  
Expenditures through Period: \$302,010,716.00

#### ***Administrative Expenses***

Department: City of Houston (COH)  
Project: Administrative Expenses  
ID Number: HOU - #012  
Estimated Approved Costs: \$8,038,670.00  
Expenditure Category: Administrative 7.1 Administrative Expenses  
Status: Completed less than 50%  
Expenditures through Period: \$1,370,358.84

#### ***Disinfectant Spray***

Department: City of Houston (COH)  
Project: Disinfectant Spray  
ID Number: HOU - #031  
Estimated Approved Cost: \$50,000.00  
Expenditure Category: Public Health 1.5 Personal Protective Equipment  
Status: Completed more than 50%  
Expenditures through Period: \$34,668.50



**ARPA**

## Expenditures Through Reporting Period Continued

---

### Houston Police Department

#### *Crisis Call Diversion (CCD)*

Department: Houston Police Department (HPD)  
Project: Crisis Call Diversion (CCD)  
ID Number: HOU - #001  
Estimated Approved Cost: \$816,420.00  
Expenditure Category: Public Health 1.12 Mental Health Services  
Status: Less than 50%  
Expenditures through Period: \$292,770.96

#### *Mobile Crisis Outreach Team (MCOT)*

Department: Houston Police Department (HPD)  
Project: Mobile Crisis Outreach Team (MCOT)  
ID Number: HOU - #002  
Estimated Approved Cost: \$11,871,469  
Expenditure Category: Public Health 1.12 Mental Health Services  
Status: Less than 50%  
Expenditures through Period: \$3,778,499.07

#### *Crisis Intervention Response Team (CIRT)*

Department: Houston Police Department  
Project: Crisis Intervention Response Team  
ID Number: HOU - #003  
Estimated Approved Cost: \$6,152,664.00  
Expenditure Category: Public Health 1.12 Mental Health Services  
Status: Less than 50%  
Expenditures through Period: \$520,705.54



**ARPA**

## Expenditures Through Reporting Period Continued

---

### ***Clinician-Officer Remote Evaluation (CORE)***

Department: Houston Police Department  
Project: Clinician-Officer Remote Evaluation  
ID Number: HOU - #004  
Estimated Approved Cost: \$2,543,625.00  
Expenditure Category: Public Health 1.12 Mental Health Services  
Status: Less than 50%  
Expenditures through Period: \$799,858.31

### ***Domestic Abuse Response Team (DART)***

Department: Houston Police Department (HPD)  
Project: Domestic Abuse Response Team (DART)  
ID Number: HOU - #005  
Estimated Approved Costs: \$3,615,822.00  
Expenditure Category: Public Health 1.12 Mental Health Services  
Status: Completed less than 50%  
Expenditures through Period: \$1,506,025.28

### ***Victim Service Advocates (VSA)***

Department: Houston Police Department (HPD)  
Project: Victim Service Advocates (VSA)  
ID Number: HOU - #015  
Estimated Approved Costs: \$1,335,843.18  
Expenditure Category: Public Health 1.12 Mental Health Services  
Status: Completed more than 50%  
Expenditures through Period: \$667,078.20



**ARPA**

## Expenditures Through Reporting Period Continued

---

### ***Police Security at COVID-19 Vaccination and Testing Facilities***

Department: Houston Police Department  
Project: Officer Overtime for Vaccination and Testing Site Security  
ID Number: HOU - #018  
Estimated Approved Cost: \$722,110.00  
Expenditure Category: Public Health 1.1 COVID-19 Vaccination  
Status: Completed more than 50%  
Expenditures through Period: \$721,796.82

### ***Patrol Enhancement – Violence and Crime Reduction***

Department: Houston Police Department  
Project: Patrol Enhancement – Violence and Crime Reduction  
ID Number: HOU - #025  
Estimated Approved Cost: \$20,352,772.00  
Expenditure Category: Public Health Negative Economic Impact: Public Sector Capacity 3.1 Public Sector Workforce: Payroll and Benefits for Public Health, Public Safety, or Human Services Workers  
Status: Completed more than 50%  
Expenditures through Period: \$20,291,545.86

### ***Gun Buyback***

Department: Houston Police Department  
Project: Gun Buyback  
ID Number: HOU - #026  
Estimated Approved Cost: \$986,514.00  
Expenditure Category: Public Health 1.11 Community Violence Intervention  
Status: Completed less than 50%  
Expenditures through Period: \$395,997.35





## *Expenditures Through Reporting Period Continued*

---

### ***Technology Enhancement – 5G Enablers***

Department: Houston Police Department  
Project: Technology Enhancement – 5G Enablers  
ID Number: HOU - #033  
Estimated Approved Cost: \$974,533.00  
Expenditure Category: Public Health 1.11 Community Violence Intervention  
Status: Completed  
Expenditures through Period: \$974,533.00

### ***Police Cadet Retention Incentive***

Department: Houston Police Department  
Project: Cadet Retention Incentive  
ID Number: HOU - #034  
Estimated Approved Cost: \$7,270,000.00  
Expenditure Category: Public Health Negative Economic Impact: Public Sector Capacity 3.1 Public Sector Workforce: Payroll and Benefits for Public Health, Public Safety, or Human Services Workers  
Status: Completed less than 50%  
Expenditures through Period: \$2,198,591.25



**ARPA**

## Expenditures Through Reporting Period Continued

---

### Houston Health Department

#### *Vaccination Incentive*

Department:	Houston Health Department (HHD)
Project:	Vaccination Incentive Cards
ID Number:	HOU - #009
Estimated Approved Costs:	\$3.125 million
Expenditure Category:	Public Health 1.1 Vaccination
Status:	Completed more than 50%
Expenditures through Period:	\$3,089,757.26

This project's estimated approved costs are \$3.125 million. These funds were allocated for the following items:

- \$3,001,950 in 40,026 Visa Gift Cards (\$100 - 20,013 and \$50 - 20,013)
- \$89,757.26 in Service and Freight fees



# ARPA

## *Expenditures Through Reporting Period Continued*

---

### ***Houston Fire Department***

#### ***ETHAN Personnel***

Department:	Houston Fire Department (HFD)
Project:	Emergency Telehealth and Navigation Program (ETHAN)
ID Number:	HOU - #014
Estimated Approved Cost:	\$4,950,280.00
Expenditure Category:	Public Health 1.14 Other Public Health Service
Status:	Completed less than 50%
Expenditures through Period:	\$1,739,010.70

#### ***Fire Cadet Class Retention Incentive***

Department:	Houston Fire Department (HFD)
Project:	Fire Cadet Class Retention Incentive
ID Number:	HOU - #038
Estimated Approved Cost:	\$2,362,500.00
Expenditure Category:	Public Health Negative Economic Impact: Public Sector Capacity 3.1 Public Sector Workforce: Payroll and Benefits for Public Health, Public Safety, or Human Services Workers
Status:	Completed less than 50%
Expenditures through Period:	\$387,661.48



**ARPA**

## *Expenditures Through Reporting Period Continued*

---

### ***Houston Parks and Recreation Department***

#### ***Enhance City Park Security***

Department:	Parks and Recreation Department (HPARD)
Project:	Enhance City Park Security
ID Number:	HOU - #022
Estimated Approved Cost:	\$1,915,200.00
Expenditure Category:	Public Health 1.11 Community Violence Intervention
Status:	Completed less than 50%
Expenditures through Period:	\$444,016.44

### ***Houston Information Technology Department***

#### ***Public Safety Radios***

Department:	Information Technology Services (HITS)
Project:	Public Safety Radios
ID Number:	HOU - #029
Estimated Approved Cost:	\$15,000,000.00
Expenditure Category:	Public Health 1.11 Community Violence Intervention
Status:	Completed more than 50%
Expenditures through Period:	\$10,000,000.00



# ARPA

## *Expenditures Through Reporting Period Continued*

---

### ***Houston Public Library***

#### ***Digital Literacy Equity Project***

Department:	Houston Public Library (HPL)
Project:	Digital Literacy Equity Project
ID Number:	HOU - #019
Estimated Approved Cost:	\$3,875,130.17
Expenditure Category:	Negative Economic Impacts 2.25 Addressing Educational Disparities: Academic, Social, and Emotional Services
Services Status:	Completed Less than 50%
Expenditures through Period:	\$1,781,517.56

### ***Houston Forensic Science Center***

#### ***Case Backlog Funding***

Department:	Houston Forensic Science Center (HFSC)
Project:	Case Backlog Funding
ID Number:	HOU - #028
Estimated Approved Cost:	\$4,950,280
Expenditure Category:	Negative Economic Impacts 2.36 Aid to Impacted Industries
Status:	Completed Less than 50%
Expenditures through Period:	\$1,160,116.72



# ARPA

## Expenditures Through Reporting Period Continued

---

### Houston Solid Waste Management Department

#### Anti-Litter

Department: Solid Waste Department (SWMD)  
Project: Anti-Litter  
ID Number: HOU - #007  
Estimated Approved Cost: \$1,333,333.00  
Expenditure Category: Public Health 1.14 Other Public Health Services  
Status: Completed less than 50%  
Expenditures through Period: \$336,490.00

#### Bulk Waste

Department: Solid Waste Department (SWMD)  
Project: Bulk Waste  
ID Number: HOU - #008  
Estimated Approved Cost: \$7,999,200.00  
Expenditure Category: Public Health 1.14 Other Public Health Services  
Status: Completed less than 50%  
Expenditures through Period: \$702,383.83



**ARPA**

## *Expenditures Through Reporting Period Continued*

---

### ***Mayor's Office for People with Disabilities***

#### ***Constituent Referral Program***

Department:	Mayor's Office for People with Disabilities (MOPD)
Project:	Constituent Referral Program
ID Number:	HOU - #030
Estimated Approved Cost:	\$1,095,984.17
Expenditure Category:	Negative Economic Impacts 2.37 Economic Impact Assistance: Other
Status:	Completed less than 50%
Expenditures through Period:	\$83,763.37

### ***Mayor's Office of Cultural Affairs***

#### ***Arts and Culture Stabilization Grants***

Department:	Mayor's Office of Cultural Affairs (MOCA)
Project:	Arts and Culture Stabilization Grants
ID Number:	HOU - #40
Estimated Approved Cost:	\$5,000,000.00
Expenditure Category:	Negative Economic Impacts: Aid to Impacted Industries 2.35 Aid to Tourism, Travel, or Hospitality
Status:	Completed less than 50%
Expenditures through Period:	\$1,000,000.00



# ARPA

## *Expenditures Through Reporting Period Continued*

---

### ***Mayor's Office of Human Trafficking and Domestic Violence***

#### ***Multicultural Domestic Violence Prevention Outreach Strategy***

Department:	Mayor's Office of Human Trafficking and Domestic Violence (OHT&DV)
Project:	Multicultural Domestic Violence Preventative Outreach Strategy
ID Number:	HOU - #021
Estimated Approved Cost:	\$3,000,000.00
Expenditure Category:	Public Health 1.11 Community Violence Interventions
Status:	Completed less than 50%
Expenditures through Period:	\$70,281.32



**ARPA**



# *Promoting Equitable Outcomes*

---

The City of Houston believes that all people must be supported to address the negative impacts of the COVID-19 pandemic, especially those persons and communities that have been underserved and under resourced for decades. Therefore, each ARPA SLRF project champions equity in its desired outcomes by focusing on the most at-risk communities, primarily ones identified in Mayor Turner’s Complete Communities initiative.

The Complete Communities mission is to build one complete city, from recovery to resilience, by giving voice and resources to residents enabling them to thrive. Each of the ten communities are assigned a liaison who attends monthly stakeholder meetings to collaborate on projects and report on department progress on initiative priorities. This initiative’s design aligns with the Biden-Harris administration’s lens on equity, especially as it seeks to revive communities that were disproportionately impacted by COVID-19.

Additionally, the City of Houston has included a “Promoting Equitable Outcomes” explanatory section for each one of its priority projects listed in the “Project Inventory” section of this report. These sections seek to measure the impact and recovery of the hardest hit communities. Moreover, the projects listed throughout this report address increased access to services for residents and businesses located in Complete Communities.

More information on this strategy can be found at:  
[www.houstontx.gov/completecommunities](http://www.houstontx.gov/completecommunities).



# ARPA

# Community Engagement

ARPA community Engagement has taken place through three major approaches:

- *Community Meetings with Neighborhoods*
- *Capital Improvement Project and Census Redistricting Meetings*
- *Online Survey*

## **Community Meetings with Neighborhoods**

City Council Members were given the option to include ARPA presentations at their regular town halls. Additionally, the Government Relations team has given presentations to the Super Neighborhood Alliance, the City of Houston's Commission on Women, and City Council.

## **Capital Improvement Plan and Redistricting Meetings**

The City of Houston hosted in-person town hall meetings in each of the Councilmember Districts to discuss the Capital Improvement Plan and redistricting. The ARPA website and survey were included in each redistricting meeting so residents could learn more.

## **Online Survey**

The City of Houston launched an online survey in both English and Spanish. This survey was promoted in every Government Relations newsletter and most City Council member newsletters. Notable results included: An overwhelming majority of respondents felt it very important the City maintain pre-pandemic level of service. Respondents also made it clear they want to see an increase in mental health resources for nonviolent police intervention and support for victims of domestic violence.

The City also has a webpage dedicated to ARPA SLFRF and regularly updates the website with relevant supporting documentation and news.

[www.houstontx.gov/arpa](http://www.houstontx.gov/arpa)

While these are the major ways that the City of Houston receives feedback on its ARPA SLFRF activities, the Government Relations team takes calls and emails from the public seeking clarification on the ARPA SLFRF project proposal and application process as well as provides presentations whenever community groups ask for them.



# ARPA

# *Labor Practices*

---

The City of Houston does not intend to use Coronavirus State and Local Fiscal Recovery Funds for infrastructure projects. However, the City has adopted prevailing wage rates for its public works infrastructure projects consisting of the latest prevailing wage rates determined and issued by the U.S. Department of Labor in accordance with the Davis-Bacon Act.

In addition, where required for projects funded by the Department of Housing and Urban Development (HUD), the City makes every effort within its disposal to meet the regulatory requirements of Section 3 of the HUD Act of 1968 by developing strategies specifically targeting low- and very-low-income residents and local businesses for economic opportunities, including job training, employment, and contracting opportunities.



**ARPA**

## Use of Evidence

The City of Houston has based all of its interventions on evidence that these types of projects are working as they are intended to. The City of Houston’s Recovery Plan has expended on several priority projects under the following expense categories:

Dept.	Project ID	Project Name
<b>Public Health 1.1 COVID-19 Mitigation &amp; Prevention – COVID-19 Vaccination</b>		
HPD	HOU – #018	Security for Testing and Vaccination Sites
HHD	HOU – #009	Vaccine Incentive Program
<b>Public Health 1.4 Prevention in Congregate Settings</b>		
HFD	HOU - #039	Fire Station Exhaust System
<b>Public Health 1.12 Behavioral Health – Mental Services</b>		
HPD	HOU – #001	CCD
	HOU – #002	MCOT
	HOU – #003	CIRT
	HOU – #004	CORE
HPD	HOU – #005	Domestic Abuse Response Team (DART)
HPD	HOU – #015	Victim Service Advocates (VSA)
<b>Public Health 1.14 Other – Other Public Health Services</b>		
HFD	HOU – #014	ETHAN Personnel
<b>Public Health 1.11 Community Violence Interventions</b>		
HPD	HOU – #029	Public Safety Radios
HPD	HOU – #033	Technology Enhancement – 5G Enablers
HPD	HOU – #026	Gun Buyback
PRD	HOU – #022	Enhance City Park Security
HHD	HOU – #027	Community Reentry
HHD	HOU – #023	Community Violence Intervention
HHD	HOU – #024	Credible Messengers
OHT&DV	HOU – #021	Multicultural Domestic Violence Prevention
HITS	HOU – #029	Public Safety Radios
<b>Negative Economic Impacts 2.37 Economic Impact Assistance: Other</b>		
HPL	HOU – #019	Digital Literacy Labs
MOPD	HOU – #030	Constituent Referral Program
HCD	HOU – #041	Houston Financial Empowerment Center
HCD	HOU – #035	Empowering Solar Jobs
MOHI	HOU – #036	Dinner to Home
DOI	HOU – #037	Illegal Dumping Cameras
<b>Public Health-Negative Economic Impact: Public Sector Capacity 3.1 Payroll and Benefits for Public Health, Public Safety, or Human Services Workers</b>		
HPD	HOU – #025	Patrol Enhancement – Violence and Crime



ARPA

## **Public Health 1.1 COVID-19 Mitigation & Prevention – COVID-19 Vaccination**

### ***Security for COVID-19 Testing Sites***

In the height of the COVID-19 vaccination and testing site surge before the winter holidays, the most congestion and attendance took place at the City Centers in low-income communities. In order to maintain lines moving in a quick, effective, and efficient manner, Houston Police Department Officers were deployed at several centers to help direct traffic and maintain security at these locations.

### ***Vaccination Incentive Program***

This incentive-based program focused on groups in zip codes with persistently low vaccination rates in accordance with Houston's COVID-19 Community Vulnerability Index report. Increasing vaccination rates helps to decrease the spread of COVID-19.

## **Public Health 1.4 Prevention in Congregate Settings**

### ***Fire Engine Exhaust System***

HFD's response volume increased by 12.8% from 2018 to 2022 with the largest percentage increase occurring since the pandemic started. Reducing the exhaust fumes in the HFD station helps to decrease the spread of the COVID-19 virus.

## **Public Health 1.12 Behavioral Health – Mental Services**

### ***CCD, MCOT, CIRT and CORE***

The Mental Health Division of HPD works together through its CCD, MCOT, CIRT, and CORE teams. These teams work together to more directly respond to residents experiencing mental health crisis. These teams are deployed in the areas in the most need throughout the City. By having a mental health professional instead of a police officer take the lead in these mental health crisis situations helps the resident more effectively.

### ***Domestic Abuse Response Team (DART) and Victim Service Advocates (VSA)***

DART is a multidisciplinary crisis response team purposed to assist victims of domestic violence by engaging the victim immediately following a reported incident of domestic violence in an effort to ensure their safety and provide trauma informed care, with the ability to coordinate and provide emergency services, such as medical care, food, temporary shelter and connections to long-term solutions, counseling, legal help, and compensation; all, of which, precede follow-up and outreach services provided by the Victim Services Division.

The Victim Advocacy Unit initiates follow up on cases involving crime victims via phone,



**ARPA**

## Use of Evidence Continued

---

in person, and through virtual platforms. This follow-up consists of meeting the needs of the victim by offering the appropriate referrals and assistance specific to each victim. The pandemic also made it less likely for victims to seek help because of fear of contracting COVID-19, assumptions that the pandemic would have shut down programs, or the belief that others might need assistance more than they do.

More information can be found: [https://www.houstontx.gov/police/victim\\_services/](https://www.houstontx.gov/police/victim_services/)

### ***Patrol Enhancement***

At the start of 2022, Mayor Turner launched the One Safe Houston Initiative as a holistic strategy in reducing violence in the City of Houston. As part of that initiative, Mayor Turner invested ARPA funding in additional overtime hours for officers. These officers are deployed in the highest crime areas in the City of Houston. More details will be available in the Annual Performance Report.

## **Public Health 1.14 Other – Other Public Health Services**

### ***ETHAN Personnel***

This community-based mobile integrated healthcare project, along with local and regional partnerships, agencies, and collaborations ensure individuals who call 911 with non-emergency complaints would be triaged by telehealth emergency medical physicians who are immediately available and skilled at making rapid triage decisions. ETHAN allows EMS providers the ability to connect patients with physicians for specialized care while eliminating an expensive ambulance ride and hospital visits.

Before ARPA funding, for more than 4 years, with an ever-increasing population in the City of Houston and greater than 300,000 calls for service, the Houston Fire Department's ETHAN program has successfully serviced more than 22,000 City of Houston residents and visitors. During the COVID-19 Pandemic, the calls increased exponentially, and the ETHAN program has been vital in addressing the needs of residents and visitors. The percent of patients cared for away from an emergency department would be greater but for ETHAN being in operation evenings and weekends when clinics are closed.

## **Public Health 1.11 Community Violence Interventions**

### ***Public Safety Radios***

The Houston Information Technology Department is partnering with the Houston Police department to upgrade the HPD radio fleet. This effort will enhance technology for better service provision across the City. While detailed information on where these radios are being deployed, more information on the number of these radios will be available in the



# ARPA

Annual Performance Report.

### ***5G Enablers***

The Police Department is upgrading its 5G enablers in order to more effectively and efficiently respond to investigations. This technology will assist the City in being able to reduce violent crime by tracking criminals. While detailed information on where these 5G Enablers are being deployed cannot be shared due to investigations, more information on the number of these radios will be available in the Annual Performance Report.

### ***Gun Buyback Initiative***

The City of Houston has seen great success in collecting guns from the community. These gun buybacks are being held in high-crime areas. While no information can be collected on the number of crimes that were not committed by the surrender of guns, the community has shown an outpouring support for the initiative. More details on this project will be available for the Annual Performance Report.

### ***Enhancing Park Security***

Park visitation in the City of Houston rose just like parks across the country. Public parks serve an important societal function as recreational spaces for diverse communities of people. The city also experienced an increase in violent crime as the COVID-19 pandemic continued. The Houston Parks and Recreation Department has experienced an estimated 50% increase in visitors, which has unfortunately increased crime related activities such as illegal dumping, shootings, drugs, stolen vehicles, and other crimes within our parks. Neighborhood parks have seen the most of this increase of crime. By supplementing the Park Rangers with additional staff, parks can better respond to dispatch calls, which doubled from being around 120-205 calls before the pandemic to now between 275-405. As projects develop, more information as to their structure and implementation will be available. For all other projects, see the project inventory section of the report.

### ***Community Re-Entry***

This project is focused on reintegrating people released from prison back into society. People released from prison will do better in this process whenever they have a support system, and that is why the project provides wrap-around services to these people. As this project is launched, information on the people served will be provided in the Annual Performance Report.

### ***Community Violence Intervention and Credible Messengers***

Both these initiatives are focused on healing crime from inside the community out. The Community Violence Intervention program seeks to prevent violence before it happens. The Credible Messengers strategy uses community leaders, often people with the same



**ARPA**

background as the young people committing crimes and counseling them out of that life. Both strategies are needed for long term success. Once this project is operating, more details on the people served will be provide in the Annual Performance Report.

### ***Multicultural Domestic Violence Prevention***

The project relies on sub-contractors to propose innovative, evidence-based programs to focus on disproportionately impacted communities of color to prevent domestic violence. Because the project relies on proposed programs by community-based and NGO organizations, each of which will leverage different strategies, we have built into the NOFA process and scoring system whether their program is evidence-based, and only those with strong to moderate evidence will proceed for consideration.

### ***Public Safety Radios***

During the pandemic, the City saw an increase in crime. Replacing radios used by public safety helps the City more quickly respond to and deter criminal activities.

## **Negative Economic Impacts 2.37 Economic Impact Assistance: Other**

### ***Digital Literacy Labs***

The Digital Literacy Labs are being deployed in areas with high-poverty districts in order to upskill the residents in the area. The projects will be evaluating how many students enroll in the program and learn the objectives.

### ***Constituent Referral Program***

This program provides casework management and referral services to people with disabilities across the Greater Houston area. The team works with other members of the Mayor’s Office for People with Disabilities to identify new ways to more effectively and efficiently communicate with potential clients so that they can be better served.

### ***Houston Financial Empowerment Center***

The Houston Financial Empowerment Center helps build resiliency and move toward financial independence. The program evaluates the types of clients it serves and the outcomes of those cases.

### ***Empowering Solar Jobs***

Each year, the Solar Jobs Census finds that solar firms have difficulty hiring for open positions, and the industry sector with the highest level of difficulty was installation and project development where 30% of firms said finding qualified applicants was “very difficult.” The most significant reasons that employers identified were competition, a small applicant pool and lack of experience, training, or technical skills among applicants.



**ARPA**



***Dinner to Home***

This program is providing dinner and subsequently connecting with clients to provide housing services. As this program launches, and clients are served, evaluations on its effectiveness will be completed.

***Illegal Dumping Cameras***

This program will be investigating instances of illegal dumping across the City. As this program launches, more information will be collected on the effectiveness of these cameras.

**Public Health-Negative Economic Impact: Public Sector Capacity 3.1 Payroll and Benefits for Public Health, Public Safety, or Human Services Workers**

***Patrol Enhancement - Violence and Crime***

Funding is being used to deploy more officer overtime in areas with highest crime.



**ARPA**

# Project Inventory

This section provides an overview of projects that have been approved by Mayor Turner. These are planned projects, meaning that though these are all going through the implementation process some of these projects to not yet have expenditures. Only projects with expenditures have been included in the online U.S. Treasury Reporting portal.

Dept.	Project ID	Expenditure Category	Project Name	Estimated Approved Costs
COH	HOU - #011	6.1	Revenue Replacement	\$462,010,716.00
COH	HOU- #012	7.1	Administrative Expenses	\$8,038,670.00
COH	HOU - #031	1.5	Disinfectant Spray	\$50,000.00
HPD	HOU - #001	1.12	Crisis Call Diversion (CCD)	\$816,420.00
HPD	HOU - #002	1.12	Mobile Crisis Outreach Team (MCOT)	\$11,871,469.00
HPD	HOU - #032	1.12	MCOT – Two additional Teams	\$1,433,793.00
HPD	HOU - #003	1.12	Crisis Intervention Response Team (CIRT)	\$6,152,664.00
HPD	HOU - #004	1.12	Clinician-Officer Remote Evaluation (CORE)	\$2,543,625.00
HPD	HOU - #005	1.12	Domestic Abuse Response Team (DART)	\$3,615,822.00
HPD	HOU - #015	1.12	Victim Service Advocates	\$1,335,843.18
HPD	HOU - #016	1.12	Emergency Sheltering	\$926,250.00
HPD	HOU - #017	1.12	Forensic Nurses	\$730,712.00
HPD	HOU - #018	1.1	Police Security at Testing Facilities	\$722,110.00
HPD	HOU - #025	3.1	Violence Reduction and Crime Prevention – Patrol Enhancement	\$20,352,772.00
HPD	HOU - #026	1.11	Gun Buyback Initiative	\$986,514.00
HPD	HOU - #033	1.11	Technology Enhancement – 5G Enablers	\$974,533.00
HPD	HOU - #034	3.1	Police Cadet Retention Incentive	\$7,270,000.00
SWMD	HOU - #007	1.14	Anti-Litter	\$1,333,333.00
SWMD	HOU - #008	1.14	Bulk Waste	\$7,999,200.00
SWMD	HOU - #042	1.14	Single Operator Grapple Trucks	\$3,000,000.00
HHD	HOU - #009	1.1	Vaccine Incentive Program	\$3,125,000.00
HHD	HOU - #023	1.11	Community Violence Intervention	\$2,500,000.00
HHD	HOU - #024	1.11	Credible Messengers	\$500,000.00
HHD	HOU - #027	1.11	Community Re-Entry Program	\$1,000,000.00
HFD	HOU - #014	1.14	ETHAN Personnel	\$4,950,280.00
HFD	HOU - #038	3.1	Fire Cadet Retention Incentive	\$2,362,500.00
HFD	HOU - #039	1.4	Fire Station Exhaust System	\$1,045,000.00
HPL	HOU - #019	2.25	Digital Literacy Equity Project	\$3,875,130.17
ARA	HOU - #020	2.36	BARC – Spay and Neuter Program	\$1,000,000.00
OHT& DV	HOU - #021	1.11	Multicultural Domestic Violence Preventative Outreach Strategy	\$3,000,000.00
PRD	HOU - #022	1.11	Enhance City Park Security	\$1,915,200.00
HFSC	HOU - #028	2.36	Case Backlog Funding	\$4,950,000.00
HITS	HOU - #029	1.11	Public Safety Radios	\$15,000,000.00
MOPD	HOU - #030	2.37	Constituent Referral Program	\$1,095,984.17
MOCA	HOU - #040	2.35	Cultural Affairs – Mid-America Arts Alliance	\$5,000,000.00
HCD	HOU - #041	2.25	Houston Financial Empowerment Center	\$68,310.00
HCD	HOU - #035	2.25	Empowering Solar Jobs	\$82,500.00
MOHI	HOU - #036	2.37	Dinner to Home	\$150,000.00
MOI	HOU - #037	2.37	Illegal Dumping Cameras, Harris County	\$1,930,800.00
DON	HOU - #043	2.23	Dangerous Buildings	\$3,000,000.00
<b>TOTAL</b>				<b>\$598,715,150.52</b>



## ARPA

## *Project Inventory Continued*

---

### ***Provision of Government Services***

#### ***Revenue Replacement***

Department:	City of Houston
Project:	Revenue Replacement (FY22 and FY23)
ID Number:	HOU - #011
Estimated Approved Cost:	\$462,010,716.00
Expenditure Category:	Revenue Replacement 6.1 Provision of Govt. Services
Expenditures through Period:	\$302,010,716.00

#### **Project Overview**

The FY 2022 actuals and FY 2023 actuals were \$139.436 million and \$162.575 million respectively. FY 2024 has been budgeted for \$160 million, making the new total of budgeted Local Fiscal Recovery Funds (LFRF) from the American Rescue Plan Act for the provision of government services to maintain and sustain critical services through revenue replacement \$462.011 million. The total Revenue Replacement expenditures through this quarterly expenditure report ending on June 30, 2023, totals \$302.011 million.

This allocation is to provide for the provision of government services due to the COVID-19 public health emergency revenue losses, to maintain and sustain critical services. ARPA has enabled the City to maintain the indispensable services most valued by our residents during this challenging time. The critical services allocation for FY 2023 (July 1, 2022 to June 30, 2023) includes personnel related to the City's Police, Fire, Health, and Solid Waste Departments, as these departments play a vital and ongoing role in response to the pandemic.



# ARPA

## *Project Inventory Continued*

---

### ***Administrative Expenses***

Department:	City of Houston (COH)
Project:	Administrative Expenses
ID Number:	HOU - #012
Estimated Approved Cost:	\$8,038,670.00
Expenditure Category:	Administrative 7.1 Administrative Expenses
Status:	Completed Less than 50%
Expenditures through Period:	\$1,370,358.84

#### **Project Overview**

The City of Houston has allocated funds to cover expenses related to the administration of the ARPA SLFRF dollars including ARPA-dedicated employee payroll costs and consultation fees. Administration of the grant includes but is not limited to reporting, expenditure tracking, management of priority projects, and verifying eligibility of proposed projects.



# ARPA

## Project Inventory Continued

---

### ***Disinfectant Spray***

Department:	City of Houston (COH)
Project:	Disinfectant Spray
ID Number:	HOU - #031
Estimated Approved Cost:	\$50,000.00
Expenditure Category:	Public Health 1.5 Personal Protective Equipment
Status:	Completed more than 50%
Expenditures through Period:	\$34,668.50

#### Project Overview –Public Health and Negative Economic Impact

The City has maintained an inventory of personal protective equipment in support of efforts to curb the spread of COVID-19. This inventory of PPE is stored in multiple City facilities and is available for distribution to any department upon submittal of an approved form to the Office of Emergency Management. Although recent draws on the inventory have been reduced significantly over the past few months, there is still a significant demand for a few key items such as masks and disinfectant spray. OEM has been successful in replenishing the PE inventory for masks, but the Texas Department of Emergency Management (TDEM) has not provided any relief on the disinfectant spray.

This project will replenish the necessary cans of disinfectant spray to reduce the City's COVID-19 positivity rate and keep employees safe.

#### Project Demographic Distribution

This project is serving all departments in the City of Houston that require additional disinfectant spray. While this this program will be serving disproportionately impacted communities, to what extent cannot be measured.



# ARPA

## Project Inventory Continued

---

### **Houston Police Department**

#### ***Crisis Call Diversion (CCD)***

Department:	Houston Police Department (HPD)
Project:	Crisis Call Diversion (CCD)
ID Number:	HOU - #001
Estimated Approved Cost:	\$816,420.00
Expenditure Category:	Public Health 1.12 Mental Health Services
Status:	Completed Less than 50%
Expenditures through Period:	\$292,770.96

#### **Project Overview –Public Health and Negative Economic Impact**

The Crisis Call Diversion (CCD) program is a collaboration between the Houston Police Department, Houston Fire Department, Houston Emergency Center and the Harris Center for Mental Health & Intellectual and Developmental Disabilities(IDD), with the express purpose of decreasing the volume of non-emergency mental health-related calls for service for both HPD patrol and HFD emergency medical services and reducing the use of these personnel for non-emergency responses.

Expansion of the existing program to 24-hour coverage will add four more full- time care coordinators and necessary equipment. While the provision of behavioral health services is worthy of investment on its own merits, the program increases the capacity of law enforcement officers to focus on public safety rather than behavioral health issues.

The contract for this project in combination with the Mobile Crisis Outreach Team program was approved by City Council on April 13, 2022 for \$13,480,656.00.

For more information on the Crisis Call Diversion program, please see [www.houstoncit.org/ccd/](http://www.houstoncit.org/ccd/) as well as the 2021 Mental Health Division Annual Report at <https://www.houstoncit.org/annual-report/>

#### **Status Update**

The project is fully staffed and underway.



# ARPA

## Project Inventory Continued

---

### Promoting Equitable Outcomes

#### *Goals*

Based on statistical data, the inability to pay for care and lack of or inadequate insurance coverage is reported to be the largest barrier faced by all races/ethnicities outside of the American Indian/Native population. This includes the Veteran and LGBTQA+ populations. Additionally, structural barriers, such as lack of transportation, inconvenient hours, location of services, and overall lack of knowledge of how to access care, were largely shared among these same groups. Crisis Call Diversion (CCD) targets individuals resorting to the use of 911 during a behavioral health crisis that lack resources, knowledge, and access to traditional mental health access points.

Many marginalized communities have long been distrustful of police involvement and can be hesitant to dial 911 when they need help. To overcome the fear of a police response, Crisis Call Diversion can divert law enforcement response and directly dispatch a mobile behavioral health crisis response, MCOT Rapid Response. If the call is deescalated completely and does not require additional response, CCD explores barriers to access to mental health care and provides resources for community services and supports.

#### *Awareness*

CCD provides presentations on mental health, crisis diversion, and program information regularly at conferences, community events, and during CIT training for the Houston Police Department. Additionally, we have participated in local news broadcasts, been featured in publications highlighting innovations in policing, and we are currently participating in a program evaluation funded by the National Institute of Justice which will be made available to the public once completed. Program information, data, and outcomes are publicly accessible on the Houston Police Department and City of Houston websites.

#### *Access and Distribution*

To be eligible for additional assessment by a CCD Counselor, a mental health component must be present. When callers contact 911, not only does the 911 Call Taker present two triage questions to ascertain if the call is mental health related, but CCD Counselors are also embedded in the Houston Emergency Center (HEC) with access and ability to screen calls for eligibility. Additionally, they are available for consultation to call takers and dispatchers, as needed.

While a call, to be considered eligible for diversion, must be non-criminal and there be an



**ARPA**

## Project Inventory Continued

---

absence of any presence of violence/aggression or need for medical attention, CCD Counselors may still provide additional assessment placing greater attention to the specific behaviors displayed by a person in crisis rather than assessments that they are “violent” or “dangerous” which can disproportionately impact people of color.

### *Outcomes*

Crisis Call Diversion collects data on key performance metrics such as volume of calls, origin of calls and call types to evaluate for equity, track progress toward achieving our intended goals, and to identify areas for improvement. Additionally, we collect information about the clients that we serve to identify any gaps in access and outcomes. Key information includes race and ethnicity, gender, mental health needs, substance use needs, other health needs, and basic needs such as housing.

All metrics and outcomes tracked will be utilized by RTI International as they complete a program evaluation over the next two and a half years which will highlight CCDs ability to reduce disparities and show areas of improvement.

### Use of Evidence

This program was launched in 2015 after years of studying the nexus between first responders and mental health service calls. In 2017, HPD responded to 37,032 calls for service coded as CIT. Out of those 37,032 CFS, 41% resulted in an “information” only disposition. Research has indicated that a substantial number of these crisis calls may have been handled more effectively by quickly connecting callers who have non-emergent mental health-related issues directly to mental health professionals rather than automatically dispatching police officers and/or EMS personnel. CCD Counselors have helped first responders and the Houston community in such a way that in 2017, CCD counselors handled 7,264 Calls-For-Service (CFS).

As it is known that this program effectively provides 911 callers with the correct resources, the evaluation is focused on volume, location, and types of calls, not need. This project is evaluated on a quarterly basis. All funds are being used toward this intervention.



# ARPA



## Project Inventory Continued

### Programmatic Information and Performance Indicators

Over the last 5 quarters, HPD has seen a decrease in calls being processed by CCD.

The team continues to refer clients to any necessary mental health services as well as deescalating events.

	4 <sup>th</sup> Quarter FY 2022	1 <sup>st</sup> Quarter FY 2023	2 <sup>nd</sup> Quarter FY 2023	3 <sup>rd</sup> Quarter FY 2023	4 <sup>th</sup> Quarter FY 2023
<b>Calls Processed</b>	2,278	1,931	1,772	1,782	1,555
<b>HPD/HFD Calls Diverted</b>	1,170	1,066	1,056	1,069	962
<b>HPD Diversions</b>	828	712	675	688	647
<b>HFD Diversions</b>	342	354	381	381	315
<b>Total not Diverted</b>	1,450	1,222	1,077	1,093	973
<b>Dual Diversion (included in Total Diversions)</b>	149	167	192	178	156



# ARPA

## Project Inventory Continued

Program Overview	Jan-23	Feb-23	Mar-23	1st Quarter 2023	Apr-23	May-23	Jun-23	2nd Quarter 2023	2023 YTD
<b>Calls Processed</b>	575	571	636	1782	563	504	488	1555	3337
<b>Total Deescalated</b>	164	167	161	492	163	174	209	546	1038
# of crisis de-escalated by CCD	77	76	76	229	67	81	89	237	466
# of crisis de-escalated prior to CCD intervention	85	90	83	258	94	92	119	305	563
# of crisis de-escalated during follow up	2	1	2	5	2	1	1	4	9
<b>Safety Planning</b>	158	144	124	426	131	140	153	424	850
Completed Suicide Safety Plan	67	57	47	171	57	56	62	175	346
Completed Violence Safety Plan	91	87	77	255	74	84	91	249	504
<b>Time</b>									
Time on calls (hours)	93.08	86.65	102.05	281.78	92.90	77.95	82.17	253.02	534.8
Time on follow-up calls (hours)	4.80	3.20	2.75	10.75	3.27	2.40	9.65	15.32	26.07
Average time on assessments (minutes)	9.72	8.95	9.49	9.39	9.83	9.15	10.17	9.72	9.55

HPD Calls	Jan-23	Feb-23	Mar-23	1st Quarter 2023	Apr-23	May-23	Jun-23	2nd Quarter 2023	2023 YTD
<b>HPD Dispatched</b>	379	403	425	1207	360	323	302	985	2192
Mental Health	132	138	145	415	131	145	124	400	815
Possible criminal matter	33	57	58	148	34	38	27	99	247
Caller demanded	49	38	47	134	27	25	26	78	212
Other (non-mental health/non-criminal matter)	14	20	17	51	19	14	17	50	101
Requested by HFD	7	3	6	16	7	3	3	13	29
Unable to reach caller	108	103	120	331	110	78	74	262	593
Units sent by Dispatch	32	34	26	92	25	20	27	72	164
Requested by MCOT	4	10	6	20	7	11	4	22	42
<b>HPD Diverted</b>	233	203	252	688	232	196	219	647	1335
Referred to MCOT	59	53	53	165	66	67	65	198	363
Crisis resolved by CCD	29	22	39	90	27	24	16	67	157
Per caller police no longer needed	94	77	105	276	94	66	92	252	528
Follow-up call (not included in # of HPD Dispatched)	5	10	9	24	4	1	10	15	39
Cleared by PDU	2	1	0	3	3	4	0	7	10
Transported by HFD	6	7	4	17	5	6	8	19	36
Duplicate slip cleared by CCD	4	4	3	11	0	1	4	5	16
Referred to other PD agency	1	4	7	12	8	2	1	11	23
<b>Call canceled prior to patrol response (subtract from # of HPD Dispatched)</b>	37	35	39	111	28	26	32	86	197
<b>Patrol field diversions (subtract from # of HPD Dispatched)</b>	1	0	2	3	1	0	1	2	5



# ARPA

## Project Inventory Continued

HFD Calls	Jan-23	Feb-23	Mar-23	1st Quarter 2023	Apr-23	May-23	Jun-23	2nd Quarter 2023	2023 YTD
<b>HPD/HFD Combined Calls</b>	<b>158</b>	<b>147</b>	<b>161</b>	<b>466</b>	<b>157</b>	<b>127</b>	<b>114</b>	<b>398</b>	<b>864</b>
Transferred by HFD Call Taker	145	131	140	416	128	110	93	331	747
<b>HFD Dispatched</b>	<b>31</b>	<b>23</b>	<b>31</b>	<b>85</b>	<b>32</b>	<b>27</b>	<b>24</b>	<b>83</b>	<b>168</b>
Requested by HPD	2	4	1	7	5	5	5	15	22
Due to medical emergency	16	10	12	38	15	13	12	40	78
Dispatched by HFD	2	1	4	7	3	0	1	4	11
Caller demanded HFD	11	6	9	26	6	4	4	14	40
Requested by MCOT	0	2	5	7	3	5	2	10	17
<b>HFD Diverted</b>	<b>127</b>	<b>124</b>	<b>130</b>	<b>381</b>	<b>125</b>	<b>100</b>	<b>90</b>	<b>315</b>	<b>696</b>
Crisis resolved by CCD	17	17	28	62	18	12	6	36	98
Duplicate HFD slip cleared by CCD	2	2	2	6	1	0	1	2	8
Referred to MCOT	35	38	35	108	36	37	29	102	210
Referred to PD for welfare check	73	67	65	205	70	51	54	175	380

Referrals	Jan-23	Feb-23	Mar-23	1st Quarter 2023	Apr-23	May-23	Jun-23	2nd Quarter 2023	2023 YTD
<b>Total Referrals Provided</b>	<b>178</b>	<b>180</b>	<b>182</b>	<b>540</b>	<b>168</b>	<b>160</b>	<b>151</b>	<b>479</b>	<b>1019</b>
<b>MCOT-RR Dispatches &amp; MCOT Referrals</b>	<b>79</b>	<b>89</b>	<b>89</b>	<b>257</b>	<b>90</b>	<b>100</b>	<b>88</b>	<b>278</b>	<b>535</b>
MCOT-RR Dispatched	76	88	85	249	85	100	87	272	521
Follow Up MCOT Referral	3	1	4	8	5	0	1	6	14
Not Appropriate for MCOT	167	214	189	570	135	165	147	447	1017
Unable to Dispatch MCOT	68	62	56	186	78	62	58	198	384
<b>Other Referrals</b>	<b>99</b>	<b>91</b>	<b>93</b>	<b>283</b>	<b>78</b>	<b>60</b>	<b>63</b>	<b>201</b>	<b>484</b>
MH Provider Notifications for Current Client of LMHA	26	22	17	65	18	8	27	53	118
Crisis Line Referrals	38	26	30	94	25	21	15	61	155
Other HC Referrals Presented	36	18	34	88	15	16	10	41	129
Other Community Referrals Accepted	35	43	46	124	35	31	21	87	211
Other Community Referrals Presented	15	13	11	39	13	3	2	18	57



**ARPA**

## Project Inventory Continued

---

### **Mobile Crisis Outreach Team (MCOT)**

Department:	Houston Police Department (HPD)
Project:	Mobile Crisis Outreach Team (MCOT)
ID Number:	HOU - #002
Estimated Approved Cost:	\$11,871,469
Expenditure Category:	Public Health 1.12 Mental Health Services
Status:	Completed Less than 50%
Expenditures through Period:	\$3,778,499.07

#### Project Overview –Public Health and Negative Economic Impact

The Mobile Crisis Outreach Team (MCOT) is an interdisciplinary mobile team composed of psychiatrists, registered nurses, licensed master’s level clinicians, bachelor level clinicians, and psychiatric technicians specializing in crisis intervention. Community-based in Harris County, MCOT provides services to children and adults who are experiencing a mental health crisis.

The crisis teams will focus on “rapid response,” immediate interventions, not referrals for future treatments. This methodology removes law enforcement from dealing with lower-level mental health calls and connects individuals suffering from a mental illness to services and professionals that can help them most without involving the criminal justice system. MCOT can be deployed by the CCD or called in by officers in the field, allowing for officers to introduce a behavioral health medical intervention. This “hand off” delivers a more appropriate level of care.

The contract for this project in combination with the Crisis Call Diversion program was approved by City Council on April 13, 2022, for \$13,480,656.00.

For more information on Mobile Crisis Outreach Teams, please see the Crisis Services Continuum from the Harris Center for Mental Health and IDD:

<https://theharriscenter.org/Services/Our-Services/Crisis-Services-Continuum>

#### Status Update

The project is fully staffed and underway.

#### Promoting Equitable Outcomes

##### *Goals*

Based on statistical data, the inability to pay for care and lack of or inadequate insurance coverage is reported to be the largest barrier faced by all race/ethnicities outside of the



# ARPA

## Project Inventory Continued

---

American Indian/Native population. This includes the Veteran and LGBTQA+ populations. Additionally, structural barriers, such as lack of transportation, inconvenient hours, location of services, and overall lack of knowledge of how to access care, were largely shared among these same groups. Rapid Response aims to serve these marginalized and underserved populations by providing 24/7/365 mobile community-based response for individuals resorting to the use of 911 during a behavioral health crisis that lack resources, knowledge, and access to traditional mental health access points. Care is provided at no cost regardless of race, color, sex, national origin, residency status, diagnosis, veteran status, disability, religion, age, sexual orientation, or gender identity.

We believe that accessing mental health care is a basic human right and will do everything in our power to prevent disparities by maintaining a non-judgmental and trauma informed environment and approach with the least restrictive means. We only involve involuntary options in imminent risk situations and only as a last resort. Rapid Response has direct access to The Harris Center for Mental Health and IDD adult and youth jail diversion programs, crisis stabilization units, respite care, substance detox and treatment programs, and continued crisis stabilization community-based care provided by the Mobile Crisis Outreach Team (MCOT). The team also has a memorandum of understanding directly with the VA that allows us to coordinate care for veterans. These collaborations afford the ability to avoid the need of LE involvement therefore lowering the risk of arrest and detention and the utilization of emergency rooms for mental health care.

### *Awareness*

To keep all community stakeholders informed of services available and continuously build upon a comprehensive system of care for crisis services, Rapid Response program information, funding sources, outcomes, and scope of services are available in English and Spanish, publicly displayed, and routinely updated on The Harris Center, Houston Police Department, and the City of Houston websites. The Harris Center maintains a public Facebook, Twitter, YouTube, and LinkedIn accounts with links to subscribe displayed on the agency website and a required component of all agency email signatures. We work toward educating the community about mental health and IDD by providing regular program presentations and suicide prevention education; participate in local drives, community events, and attend advisory and committee meetings regularly. Additionally, our program has been featured in numerous publications, blogs, and radio broadcasts. Rapid Response personnel also present to the Houston Police Department during CIT training.



## Project Inventory Continued

---

Rapid Response clinicians utilize a variety of media such as paper, electronic, illustrated instructions, and mobile phone applications in multiple languages to aid in safety planning.

### *Access and Distribution*

Rapid Response is accessible to individuals being directly referred from the Crisis Call Diversion (CCD) program only. This could present differences in levels of access across groups based on a population's perception and level of trust of law enforcement, deterring them from calling 911 for assistance. Additionally, calls need to be identified by the caller, dispatch and/or CCD to have non-imminent risk, non-criminal in nature, and have a mental health component to be considered eligible for Rapid Response. These eligibility requirements could result in disparities based on a caller's ability to convey or identify one's actions or behaviors as potentially mental health related. Additionally, the call taker, dispatcher, or CCD counselors' assessment of violence or aggression can have an impact on eligibility for diversion and dispatch of Rapid Response.

### *Outcomes*

The program tracks on-scene crisis response and interactions and outcomes of the response such as response time and time on-scene, types of services and supports offered, post crisis follow up, transporting and/or completing referrals to other services, and involuntary emergency detention orders and calls that result in police involvement. Metrics on the presence of police at crisis incidents and the use of involuntary hospitalization are crucial for transparency with community members.

### Use of Evidence and Project Distribution

This intervention will be reevaluated on a quarterly basis on its effectiveness with removing law enforcement in times of mental health crisis. All funds are being used toward this intervention. As this program launches, information on the types of calls that are being taken and the result of those calls will be recorded and reported on in the annual performance report.

### Programmatic Information and Performance Indicators

The total MCOT calls and the calls relating to a possible criminal matter are both seeing a decrease.



## Project Inventory Continued

	4 <sup>th</sup> Quarter FY 2022	1 <sup>st</sup> Quarter FY 2023	2 <sup>nd</sup> Quarter FY 2023	3 <sup>rd</sup> Quarter FY 2023	4 <sup>th</sup> Quarter FY 2023
<b>Total CFS: All referrals</b>	220	300	278	257	278
<b>Total Dispatched: Emergent and Urgent Only (Follow ups not included)</b>	214	275	267	246	272
<b>Crisis Resolved on Scene by MCOT-RR</b>	98	145	175	115	104
<b>Transported to Hospital by MCOT-RR</b>	69	70	51	63	58
<b>Transported to Jail Diversion by MCOT-RR</b>	4	7	8	13	11
<b>Total CFS Requested from Patrol on Scene</b>	4	5	1	2	2
<b>Canceled CFS due to HPD/HFD Dispatched During Call</b>	10	19	17	32	64
<b>MCOT-RR Referrals also Receiving HPD/HFD Response</b>	39	59	38	26	53

911 Law Enforcement/EMS Diversion CCD & MCOT Rapid Response	Jan- 23	Feb- 23	Mar- 23	1st Quarter 2023	Apr- 23	May- 23	Jun- 23	2nd Quarter 2023	2023 YTD Totals
<b>Total CCD Calls: This is the total number of 911 Calls for Service (CFS) answered by CCD.</b>	575	571	636	1782	563	504	488	1555	3337
<b>Total CCD Diversions: This is the total number of 911 CFS that were completely de-escalated and diverted over the phone and did not require an HPD, HFD, or MCOT response.</b>	256	257	317	830	282	226	39	547	1377
<b>Total MCOT-RR Dispatched: This is the total number of 911 CFS answered by CCD that received an MCOT-RR dispatch in lieu of HPD/HFD response.</b>	79	89	89	257	90	100	88	278	535
Crisis resolved on scene by MCOT-RR	35	33	31	99	36	30	38	104	203
Transported to hospital by MCOT-RR	19	24	20	63	20	21	17	58	121
Transported to Jail Diversion by MCOT-RR	4	6	3	13	4	3	4	11	24
Client Gone on MCOT-RR Arrival	6	7	8	21	10	16	8	34	55
Follow Up Referral - did not receive PD/EMS response	3	0	3	6	4	0	0	4	10
<b>Total MCOT-RR referrals that did not receive PD/EMS response:</b>	67	70	65	202	74	70	67	211	413
HPD response dispatched prior to MCOT-RR Arrival	6	4	8	18	1	4	3	8	26
HPD response requested by MCOT-RR	5	9	8	22	9	10	4	23	45
Follow Up Referral - received PD response	0	1	1	2	1	0	1	2	4
<b>Total MCOT-RR referrals that also received PD response:</b>	11	14	17	42	11	14	8	33	75
HFD response dispatched prior to MCOT-RR Arrival	1	0	2	3	1	2	0	3	6
HFD response requested by MCOT-RR	0	5	5	10	4	8	5	17	27
Follow Up Referral - received EMS response	0	0	0	0	0	0	0	0	0
<b>Total MCOT-RR referrals that also received EMS response:</b>	1	5	7	13	5	10	5	20	33



# ARPA

## Project Inventory Continued

Canceled Referrals:	-	-	-	-	-	6	8	14	60
MCOT-RR calls involving Veterans	3	2	2	7	4	0	3	7	
# of 911 CFS where Patrol requested CCD or MCOT	1	0	2	3	1	0	1	2	
# of 911 CFS where MCOT responded to Patrol request	1	0	1	2	1	0	0	1	
Total 911 CFS not sent to MCOT-RR due to no unit available: This is the total number of 911 CFS answered by CCD that were eligible for MCOT-RR, but received an HPD/HFD response due to no MCOT-RR unit available.	4	11	6	21	7	6	7	20	41

### Data Trends:

# MCOT-RR dispatches last month:	79	76	89		89	90	100		
% increase in MCOT-RR dispatches as compared to last month:	-3%	25%	0%		1%	11%	-	12%	
<b>Total 911 CFS Not Appropriate for MCOT-RR:</b>	<b>167</b>	<b>214</b>	<b>189</b>	<b>570</b>	<b>135</b>	<b>165</b>	<b>147</b>	<b>447</b>	<b>1017</b>
Involuntary/Combative	22	18	14	54	16	17	14	47	101
Possible Criminal Matter	26	50	37	113	21	19	14	54	167
Risk of Violence	43	59	65	167	48	66	72	186	353
Current Intoxication	45	53	36	134	18	29	17	64	198
Required Medical Attention	14	7	16	37	13	9	9	31	68
Other Non-MH/Non-IDD Concern	16	26	21	63	19	23	20	62	125
Special Transportation Needed	1	1	0	2	0	2	1	3	5
<b>Total 911 CFS Unable to Dispatch MCOT-RR:</b>	<b>68</b>	<b>62</b>	<b>56</b>	<b>186</b>	<b>78</b>	<b>62</b>	<b>58</b>	<b>198</b>	<b>384</b>
Insufficient Client Info	32	26	19	77	39	37	26	102	179
Client Location Unknown	12	16	15	43	16	7	5	28	71
HPD Dispatched During Call	22	20	20	62	21	10	23	54	116
HFD Dispatched During Call	2	0	2	4	2	8	4	14	18
Did Not Pass Covid Screening	0	0	0	0	0	0	0	0	0



ARPA



## Project Inventory Continued

---

### **MCOT – 2 Additional Teams**

Department:	Houston Police Department (HPD)
Project:	MCOT - 2 Additional Teams
ID Number:	HOU - #032
Estimated Approved Cost:	\$1,433,793.00
Expenditure Category:	Public Health 1.12 Mental Health Services
Status:	Not yet started
Expenditures through Period:	\$0

#### Project Overview –Public Health and Negative Economic Impact

The Mobile Crisis Outreach Team (MCOT) is an interdisciplinary mobile team composed of psychiatrists, registered nurses, licensed master’s level clinicians, bachelor level clinicians, and psychiatric technicians specializing in crisis intervention. Community-based in Harris County, MCOT provides services to children and adults who are experiencing a mental health crisis. The City of Houston added two additional MCOT Teams in order to meet the demands of its target population.

#### Promoting Equitable Outcomes

See HOU - #002 above.

#### Use of Evidence, Project Demographic Distribution, Programmatic Information, and Performance Report

See HOU - #002 above.



# ARPA

## Project Inventory Continued

---

### ***Crisis Intervention Response Team (CIRT)***

Department:	Houston Police Department
Project:	Crisis Intervention Response Team
ID Number:	HOU - #003
Estimated Approved Cost:	\$6,152,664
Expenditure Category:	Public Health 1.12 Mental Health Services
Status:	Completed Less than 50%
Expenditures through Period:	\$520,705.54

#### Project Overview –Public Health and Negative Economic Impact

Crisis Intervention Response Team (CIRT) is a specialized program responding to mental health crisis calls in the community. The program pairs a licensed, masters-level mental health clinician with a law enforcement partner. The mobile team responds to 911 dispatch calls and referrals from the Houston Police Department Mental Health Division, Harris County Sheriff's Office Mental Health Unit, and The Harris Center for Mental Health and IDD.

The goal of CIRT is to assess and treat individuals experiencing a mental health crisis to avoid unnecessary incarceration and to utilize the least restrictive means of stabilizing consumers, which includes linkage to outpatient services promptly and accurately. HPD currently has 12 CIRT units deployed. In order to expand to 24-hour coverage, the program is adding six more teams. The contract for this project was approved by City Council on April 13, 2022, for \$2,388,105.00. For more information on CIRT teams, please visit the Mental Health Division website for the Houston Police Department at <https://www.houstoncit.org/cirt>

#### Status Update

The project is fully staffed and underway.

#### Promoting Equitable Outcomes

##### *Goals*

The Crisis Intervention Response Team (CIRT) pairs a licensed master's level mental health clinician with a crisis intervention trained law enforcement officer. The clinician and officer ride together as a team and respond to 911 dispatched calls with a mental health component, in the community. The CIRT officers selects the 911 calls with a mental health component. After the team arrives on the scene, the CIRT clinician conducts an assessment with all individuals who appear to be in a mental health crisis and who could benefit from linkage to mental health services. The services include hospitalization, education, and linkage to outpatient services with the goal of mental wellness.



# ARPA

## *Project Inventory Continued*

---

### *Awareness*

The CIRT program is a community resource. The program has been featured and highlighted on TV and print news. It was first introduced to law enforcement at the police academy for incoming cadets. It is part of the curriculum during the Texas police 40-hour Crisis Intervention Training class. CIRT has been recognized nationally by the Council of State Governments Justice Center. CIRT staff also attends community health fairs, church events, National Night Out and other community events to ensure community awareness and to build a positive relationship in the city.

### *Access and Distribution*

Individuals would connect to the CIRT program after they initiate a call to 911 and a mental health component is identified. The CIRT teams are available in Houston and Harris County with over 4.7 million residents. A primary officer will make the scene to ensure safety and then they will request a CIRT officer who is trained in crisis intervention with de-escalation skills and a clinician trained in mental health diagnoses, treatment, and knowledge of community resources to provide an assessment and linkage to mental health services.

### *Outcomes*

Services are provided to all equally without regard for gender, race, religion, disability, national or sexual orientation, or age. CIRT is a non-billing service which also provides assessments to individuals who do not have the ability to pay.

### Use of Evidence

Houston's Crisis Intervention Response Team (CIRT) started as a six-month pilot program in March 2008. The pilot was extremely successful, and the program was made permanent later that year.



**ARPA**

## Project Inventory Continued

### Programmatic Information and Performance Indicators

Calls for service have been increasing over the last 5 quarters. Arrests and SWAT scenes remain low, while the number of mental health assessments increase.

	4 <sup>th</sup> Quarter FY 2022	1 <sup>st</sup> Quarter FY 2023	2 <sup>nd</sup> Quarter FY 2023	3 <sup>rd</sup> Quarter FY 2023	4 <sup>th</sup> Quarter FY 2023
<b>Calls for Service</b>	22	149	135	220	695
<b>On-view Investigations</b>	1	5	1	4	18
<b>Emergency Detention Orders</b>	2	24	24	35	69
<b>Mental Health Assessments</b>	1	33	29	58	89
<b>Offense Reports/Supplements</b>	6	63	56	88	194
<b>CIRT Jail Diversions</b>	0	0	1	0	3
<b>Arrests</b>	0	0	1	0	0
<b>Referrals Received</b>	1	10	3	5	29
<b>SWAT Scenes</b>	0	2	1	3	11



# ARPA

## Project Inventory Continued

### ***Clinician-Officer Remote Evaluation (CORE)***

Department:	Houston Police Department
Project:	Clinician-Officer Remote Evaluation
ID Number:	HOU - #004
Estimated Approved Cost:	\$2,543,625.00
Expenditure Category:	Public Health 1.12 Mental Health Services
Status:	Completed less than 50%
Expenditures through Period:	\$799,858.31

#### Project Overview –Public Health and Negative Economic Impact

The Clinician-Officer Remote Evaluation (CORE) program is a telehealth strategy for responding to mental health crisis calls using a tablet and a HIPAA-approved technology platform to connect a law enforcement first responder with a mental health clinician in the community at the time of the 911 dispatch. The licensed, professional clinicians and a team leader assist the officer at a scene to make a quick, accurate mental health assessment of persons who are in mental health crisis. The clinicians can also access the person’s hospitalization history and connect the person with needed resources.

In implementing CORE within HPD, 80 officers per shift will have access to the system at three shifts daily, equal to 240 officers per 24-hour period. The program calls for funding seven clinicians to conduct interventions via the tele-med platform. The contract for this project was approved by City Council on April 13, 2022, for \$2,543,625.00.

#### Status Update

The project is fully staffed and underway.

#### Promoting Equitable Outcomes

##### *Goals*

The Clinician Officer Remote Evaluation (CORE) clinicians provide assessments to all individuals who voluntarily agree to be assessed. The clinician connects with individuals who encounter law enforcement officers who believe that the individual would benefit from linkage to mental health services. Field training deputies and law enforcement officers on patrol have access to iPads with the HIPPA-approved life size application that connects with remote mental health clinicians. The goal is to increase access to mental health services as the clinicians are available 24/7 to all law enforcement who obtain an iPad at their stations. The iPads are available to all 17 Houston Police Department divisions. Since the inception of the CORE program, the clinicians have been able to resolve an estimated 50% of calls, leaving the individual on scene and connecting the



# ARPA

## Project Inventory Continued

---

individual to outpatient mental health services instead of transporting the individual to an inpatient hospital, which is a cost saving for the community and patients ensuring that those admitted to inpatient hospitals are only individuals that require inpatient treatment. If the individual needs mental health services, and linkage is made. The goal is for those individuals will continue to connect with mental health services instead of law enforcement, so law enforcement can focus on calls with a criminal nexus instead of mental health. The CORE clinician links to the local mental health authority's Mobile Crisis Outreach Team, a program with the ability to go to the patient's location to link to services.

### *Awareness*

The CORE program is a resource to law enforcement that connects individuals in the community to the local mental health authority services. The program has been featured and highlighted on TV and print news. It is first introduced to law enforcement at the police academy for incoming cadets. It is part of the curriculum during the Texas police 40-hour Crisis Intervention Training class. CORE has been recognized nationally by the Council of State Governments Justice Center.

### *Access and Distribution*

Individuals connect to the CORE program after the individual initiates a call to 911 and a mental health component is identified. A law enforcement officer with an iPad, with the HIPPA approved Lifesize app, which connects the officer on scene with a remote licensed masters level clinician, will make the scene. The officer will offer an assessment via the iPad to the individual which connects the individual to mental health clinicians who can link to mental health services. The program is available to all individuals who call 911 in Houston and Harris County.

### *Outcomes*

Services are provided to all equally without regard for gender, race, religion, disability, national or sexual orientation, or age. CORE is a non-billing service which also provides assessments to individuals who do not have the ability to pay.

### Use of Evidence, Project Demographic Distribution, Programmatic Information, and Performance

This intervention will be reevaluated on a quarterly basis its effectiveness at removing law enforcement in times of mental health crisis. All funds are being used toward this intervention. As this program launches, information on the types of calls that are being taken and the result of those calls will be recorded and reported on in the annual performance report.



## Project Inventory Continued

### Programmatic Information and Performance Indicators

ARPA Funded Stats	4 <sup>th</sup>	1 <sup>st</sup>	2 <sup>nd</sup>	3 <sup>rd</sup>	4 <sup>th</sup>
	Quarter FY 2022	Quarter FY 2023	Quarter FY 2023	Quarter FY 2023	Quarter FY 2023
<b>Total Calls – Consumer on Scene</b>	37	102	63	77	80
<b>Contacts/Assessments</b>	29	89	53	63	65
<b>Patient Refused or too Impaired for Assessment</b>	8	13	10	14	15
<b>Adult</b>	32	91	59	64	70
<b>Youth</b>	5	11	4	13	10
<b>CORE PATIENT DISPOSITIONS AFTER ASSESSMENT</b>					
<b>EDO's to Hospitals</b>	16	30	22	23	15
<b>Resolved on Scene</b>	11	50	24	34	42
<b>Voluntary Admits</b>	2	4	3	3	6
<b>Arrest</b>	0	2	0	1	0
<b>Other Disposition</b>	0	2	0	1	2
<b>First Encounters</b>	13	39	21	24	33
<b>Calls (LEO Questions, No Consumers)</b>	6	8	0	3	6



# ARPA

## Project Inventory Continued

---

### ***Domestic Abuse Response Team (DART)***

Department:	Houston Police Department (HPD)
Project:	Domestic Abuse Response Team
ID Number:	HOU - #005
Estimated Approved Cost:	\$3,615,822.00
Expenditure Category:	Public Health 1.12 Mental Health Services
Status:	Completed Less than 50%
Expenditures through Period:	\$1,506,025.28

#### Project Overview – Public Health and Negative Economic Impact

The Domestic Abuse Response Team (DART) program provides specially trained, two-person mobile teams consisting of one HPD officer and one victim advocate. The teams respond to “high risk” domestic violence crime scenes at the request of the primary responding police unit for the purpose of making on-scene danger assessments. The team then reaches out to the victims to engage and connect them with needed emergency services.

The program also funds officer overtime to deliver warrants, helping address a huge gap in the system, thus dedicating law enforcement resources to apprehend abusers.

The program is currently staffed 5 days a week, 7pm – 3am, with 3 DART units (one DART unit consisting of an officer and one victim advocate) and 2 supervisory units. HPD can continue to provide these enhanced responses to the ever-growing issues surrounding domestic violence. Without funding, the DART Program will end once grant funding is exhausted.

#### Status Update

The project is fully staffed and underway.

#### Promoting Equitable Outcomes

##### *Goals*

Since January 1, 2022, ARPA DART Victim Advocates and Officer Victim Advocates have reached out to 8,344 victims of domestic violence in which 76% were women, 83% were victims of color, 348 victims had limited English proficiency, and although not frequently reported, 171 were LGBTQ+ community members. The ARPA DART Program allows for immediate on-scene response to calls for service involving domestic violence (serious bodily injury, continuous family violence, strangulation). The evidence shows that the most calls for service involving domestic violence in Houston are in underserved,



# ARPA



## Project Inventory Continued

---

minority, and lower socioeconomic areas with multiple barriers to services such as language, religion, and fear of police.

### *Awareness*

Victim Services actively participates in community meetings and events (i.e. Pride Parade, Juneteenth Parade), radio and television interviews (Spanish speaking stations), and partners with community grassroots organizations (i.e. Montrose Center, HAWC) to continuously foster awareness of our DART victim advocates and officer advocates and nurture the growth of community-police trust so that domestic violence victims are more inclined to receive and seek our services for support. Other victim-oriented community partners and organizations provide Victim Services Division information so that all victims and potential victims are made aware there is assistance available through the Houston Police Department via our victim advocates. For those seeking information, Victim Services can be found on the Houston Police Department's website.

### *Access and Distribution*

DART responds to as many requested on-scene calls as possible with the majority of service being dedicated to marginalized community members. Access barriers are nonexistent, and every on-scene DART response is followed up with a phone call from a victim advocate the next day to provide full wrap-around victim-centered services. DART Unit statistics are regularly reported and continuously highlight the numerous fundamental needs of family violence victims in these areas so that one day they will no longer receive substandard awareness of their community.

### *Outcomes*

Historically, victims of color, women, non-English speakers and LGBTQ+ community members do not report domestic violence experiences; therefore, Victim Services regularly open communication channels as soon as possible with genuine, trauma-informed care to initiate and simplify the pathway toward mental and physical restoration with the goal to diminish all gaps, particularly reporting by victims in marginalized communities.



**ARPA**

## Project Inventory Continued

### Programmatic Information and Performance Indicators

#### Victims Who Received Services through ARPA-Funded Program - By Victim Type

Victim Type	2 <sup>nd</sup> Qtr FY 2022	3 <sup>rd</sup> Qtr FY 2022	4 <sup>th</sup> Qtr FY 2022	1 <sup>st</sup> Qtr FY 2023	2 <sup>nd</sup> Qtr FY 2023	3 <sup>rd</sup> Qtr FY 2023	4 <sup>th</sup> Qtr FY 2023	Year to Date
Primary (Intended Target)	1,069	853	986	1,058	949	1,185	1,248	7,348
Secondary (Unintended Victim)	33	12	49	38	16	3	12	163
<b>Total</b>	<b>1,102</b>	<b>865</b>	<b>1,035</b>	<b>1,096</b>	<b>967</b>	<b>1,188</b>	<b>1,260</b>	<b>7,513</b>

#### Victims Who Received Services through ARPA-Funded Program - By Gender

Gender	2 <sup>nd</sup> Qtr FY 2022	3 <sup>rd</sup> Qtr FY 2022	4 <sup>th</sup> Qtr FY 2022	1 <sup>st</sup> Qtr FY 2023	2 <sup>nd</sup> Qtr FY 2023	3 <sup>rd</sup> Qtr FY 2023	4 <sup>th</sup> Qtr FY 2023	Year to Date
Female	823	698	745	814	740	866	898	5,584
Male	266	160	277	264	217	308	346	1,838
Other	0	0	0	0	1	0	1	2
Not Reported	13	7	13	18	9	14	15	89
<b>Total</b>	<b>1,102</b>	<b>865</b>	<b>1,035</b>	<b>1,096</b>	<b>967</b>	<b>1,188</b>	<b>1,260</b>	<b>7,513</b>

#### Victims Who Received Services through ARPA-Funded Program - By Race

Race	2 <sup>nd</sup> Qtr FY 2022	3 <sup>rd</sup> Qtr FY 2022	4 <sup>th</sup> Qtr FY 2022	1 <sup>st</sup> Qtr FY 2023	2 <sup>nd</sup> Qtr FY 2023	3 <sup>rd</sup> Qtr FY 2023	4 <sup>th</sup> Qtr FY 2023	Year to Date
American Indian/ Alaska Native	1	0	5	2	0	4	4	16
Asian	23	22	14	24	20	2	36	141
Black/ African American	539	437	533	566	488	608	662	3,833
Hispanic or Latino	26	300	294	299	281	356	369	1,925
Native Hawaiian and Other Pacific Islander	5	1	5	9	4	7	4	35
White Non- Latino/ Caucasian	231	96	175	173	162	171	162	1,170
Some Other Race	6	3	0	3	1	0	7	20
Multiple Races	0	0	0	3	0	0	1	4
Not Reported	11	6	9	17	11	15	15	84
<b>Total</b>	<b>1,102</b>	<b>865</b>	<b>1,035</b>	<b>1,096</b>	<b>967</b>	<b>1,163</b>	<b>1,260</b>	<b>7,228</b>



# ARPA

## Project Inventory Continued

Victims Who Received Services through ARPA-Funded Program - By Limited English Proficiency								
Limited English Proficiency	2 <sup>nd</sup> Qtr FY 2022	3 <sup>rd</sup> Qtr FY 2022	4 <sup>th</sup> Qtr FY 2022	1 <sup>st</sup> Qtr FY 2023	2 <sup>nd</sup> Qtr FY 2023	3 <sup>rd</sup> Qtr FY 2023	4 <sup>th</sup> Qtr FY 2023	Year to Date
Spanish	68	53	57	50	49	75	87	439
French	0	0	0	0	0	0	2	2
Chinese	0	0	0	0	0	0	1	1
Vietnamese	0	0	0	0	2	3	1	6
Arabic	0	0	0	0	0	0	2	2
Urdu	0	0	0	0	1	0	1	2
<b>Total</b>	<b>68</b>	<b>53</b>	<b>57</b>	<b>50</b>	<b>52</b>	<b>78</b>	<b>94</b>	<b>452</b>

Victims Who Received Services through ARPA-Funded Program - By Age Range								
Age Range	2 <sup>nd</sup> Qtr FY 2022	3 <sup>rd</sup> Qtr FY 2022	4 <sup>th</sup> Qtr FY 2022	1 <sup>st</sup> Qtr FY 2023	2 <sup>nd</sup> Qtr FY 2023	3 <sup>rd</sup> Qtr FY 2023	4 <sup>th</sup> Qtr FY 2023	Year to Date
0-12	3	2	4	7	4	6	3	29
13-17	14	12	9	18	9	13	17	92
18-24	226	183	220	193	179	270	249	1,520
25-59	793	631	731	801	715	840	938	5,449
60 and older	53	30	47	55	45	42	41	313
Not Reported	13	7	24	22	15	17	12	110
<b>Total</b>	<b>1,102</b>	<b>865</b>	<b>1,035</b>	<b>1,096</b>	<b>967</b>	<b>1,188</b>	<b>1,260</b>	<b>7,513</b>

Offender Statistics - By Race								
Race	2 <sup>nd</sup> Qtr FY 2022	3 <sup>rd</sup> Qtr FY 2022	4 <sup>th</sup> Qtr FY 2022	1 <sup>st</sup> Qtr FY 2023	2 <sup>nd</sup> Qtr FY 2023	3 <sup>rd</sup> Qtr FY 2023	4 <sup>th</sup> Qtr FY 2023	Year to Date
American Indian/Alaska Native	1	1	1	0	1	2	1	1
Asian	3	6	6	12	11	24	9	71
Black/African American	182	297	388	400	382	467	517	2,633
Hispanic or Latino	103	203	206	203	193	252	216	1,376
Native Hawaiian and Other Pacific Islander	3	1	1	4	2	3	1	15
White Non-Latino/Caucasian	93	55	81	102	105	99	88	623
Some Other Race	1	0	1	1	2	1	5	11
Multiple Races	0	0	0	3	0	0	1	4
Not Reported	20	236	310	383	259	321	410	1,939
<b>Total</b>	<b>406</b>	<b>799</b>	<b>994</b>	<b>1,108</b>	<b>955</b>	<b>1,169</b>	<b>1,248</b>	<b>6,679</b>



# ARPA

## Project Inventory Continued

### Offenders Statistics - By Gender

Gender	2 <sup>nd</sup> Qtr FY 2022	3 <sup>rd</sup> Qtr FY 2022	4 <sup>th</sup> Qtr FY 2022	1 <sup>st</sup> Qtr FY 2023	2 <sup>nd</sup> Qtr FY 2023	3 <sup>rd</sup> Qtr FY 2023	4 <sup>th</sup> Qtr FY 2023	Year to Date
Male	431	675	538	575	543	661	857	1,644
Female	210	116	147	149	161	193	268	473
Other	0	0	0	1	0	0	3	0
Not Reported	44	8	310	17	251	315	103	362
<b>Total</b>	<b>685</b>	<b>799</b>	<b>995</b>	<b>742</b>	<b>955</b>	<b>1,169</b>	<b>1,231</b>	<b>6,576</b>

### Offender Statistics - By Disposition

Disposition	2 <sup>nd</sup> Qtr FY 2022	3 <sup>rd</sup> Qtr FY 2022	4 <sup>th</sup> Qtr FY 2022	1 <sup>st</sup> Qtr FY 2023	2 <sup>nd</sup> Qtr FY 2023	3 <sup>rd</sup> Qtr FY 2023	4 <sup>th</sup> Qtr FY 2023	Year to Date
Arrested	150	186	191	98	138	207	172	1,142
Referred/ Charges Denied	61	25	63	13	11	35	28	236
<b>Total</b>	<b>211</b>	<b>211</b>	<b>254</b>	<b>111</b>	<b>149</b>	<b>242</b>	<b>200</b>	<b>1,378</b>

### Offender Statistics - By Age Range

Age Range	2 <sup>nd</sup> Qtr FY 2022	3 <sup>rd</sup> Qtr FY 2022	4 <sup>th</sup> Qtr FY 2022	1 <sup>st</sup> Qtr FY 2023	2 <sup>nd</sup> Qtr FY 2023	3 <sup>rd</sup> Qtr FY 2023	4 <sup>th</sup> Qtr FY 2023	Year to Date
0-12	0	0	1	0	0	2	1	4
13-17	1	2	9	9	7	10	7	45
18-24	72	74	104	96	86	126	129	687
25-59	302	458	483	498	490	567	544	3,342
60 and older	10	14	25	17	26	21	22	135
Not Reported	23	251	372	488	346	443	545	2,468
<b>Total</b>	<b>408</b>	<b>799</b>	<b>994</b>	<b>1,108</b>	<b>955</b>	<b>1,169</b>	<b>1,248</b>	<b>6,681</b>



**ARPA**

## Project Inventory Continued

### Characteristics of Family Violence Incidents

Characteristics	2 <sup>nd</sup> Qtr FY 2022	3 <sup>rd</sup> Qtr FY 2022	4 <sup>th</sup> Qtr FY 2022	1 <sup>st</sup> Qtr FY 2023	2 <sup>nd</sup> Qtr FY 2023	3 <sup>rd</sup> Qtr FY 2023	4 <sup>th</sup> Qtr FY 2023	Year to Date
Victims previously served by VSD	5	3	9	12	6	4	10	49
Frequency of victimization within the last 12 months	1,030	1,034	687	867	1,125	1,160	2,046	7,949
Children present at incident location	316	374	322	179	245	310	357	2,103

### Call Outs (Outside of DART Hours)

	2 <sup>nd</sup> Qtr FY 2022	3 <sup>rd</sup> Qtr FY 2022	4 <sup>th</sup> Qtr FY 2022	1 <sup>st</sup> Qtr FY 2023	2 <sup>nd</sup> Qtr FY 2023	3 <sup>rd</sup> Qtr FY 2023	4 <sup>th</sup> Qtr FY 2023	Year to Date
<b>Total Off-Duty Call Outs</b>	<b>12</b>	<b>6</b>	<b>13</b>	<b>1</b>	<b>0</b>	<b>0</b>	<b>0</b>	<b>32</b>

### Measures of Response from DART and Other Agencies

Response Measure	2 <sup>nd</sup> Qtr FY 2022	3 <sup>rd</sup> Qtr FY 2022	4 <sup>th</sup> Qtr FY 2022	1 <sup>st</sup> Qtr FY 2023	2 <sup>nd</sup> Qtr FY 2023	3 <sup>rd</sup> Qtr FY 2023	4 <sup>th</sup> Qtr FY 2023	Year to Date
D.A.R.T. Scene Response	462	950	881	490	393	548	235	3,959
Declined Services	137	96	220	185	96	137	64	935
Referral to other Victim Service Programs	407	218	315	553	421	465	562	2,941
Referral to other Support and Resources	508	408	481	458	690	524	642	3,711
Referral to Legal Services	498	458	492	478	409	544	664	3,543
<b>Total Referrals</b>	<b>1,413</b>	<b>1,084</b>	<b>1,288</b>	<b>1,489</b>	<b>1,520</b>	<b>1,533</b>	<b>1,868</b>	<b>10,195</b>



**ARPA**

## Project Inventory Continued

### Special Weapons and Tactics (SWAT)

Response Measure	2 <sup>nd</sup> Qtr FY 2022	3 <sup>rd</sup> Qtr FY 2022	4 <sup>th</sup> Qtr FY 2022	1 <sup>st</sup> Qtr FY 2023	2 <sup>nd</sup> Qtr FY 2023	3 <sup>rd</sup> Qtr FY 2023	4 <sup>th</sup> Qtr FY 2023	Year to Date
Domestic Violence Response from S.W.A.T.	13	16	10	13	2	6	11	71
D.A.R.T. Response Requested	11	5	3	5	2	6	2	34
Domestic Violence - Felony Warrant Apprehension Requests	10	15	16	5	1	2	0	49
Additional Charges (i.e. Aggravated Assault Peace Officer)	0	5	0	0	0	0	0	5
All other additional charges	0	1	0	0	0	0	0	1



**ARPA**

## Project Inventory Continued

---

### ***Victim Service Advocates (VSA)***

Department:	Houston Police Department (HPD)
Project:	Victim Advocates
ID Number:	HOU - #015
Estimated Approved Cost:	\$1,335,843.18
Expenditure Category:	Public Health 1.12 Mental Health Services
Status:	Completed less than 50%
Expenditures through Period:	\$667,078.20

#### Project Overview – Public Health and Negative Economic Impact

The Victim Services Division contains a Victim Advocacy Unit that initiates follow up on cases involving crime victims via phone, in person, and through virtual platforms. This follow-up consists of meeting the needs of the victim by offering the appropriate referrals and assistance. The Advocacy Unit also has an On-Call Team which consists of on-call supervisors, advocates, and officers who respond to media worthy incidents in order to assist the victims and their families directly affected by the incident.

The pandemic environment has also made it less likely for victims to seek help because of fear of contracting COVID-19, assumptions that the pandemic would have shut down programs, or the belief that others might need assistance more than they do. Continued funding of Victim Advocates ensures victims have the support and guidance needed to access available services timely and efficiently.

#### Status Update

The project is fully staffed and underway.

#### Promoting Equitable Outcomes

##### *Goals*

Since January 1, 2022, ARPA Victim Advocates have provided outreach to 3,861 victims of domestic violence where 71% were women and 82% were victims of color—demonstrating that domestic violence continues to plague disadvantaged and underserved communities. These communities have a greater need for enhanced victim services and resources related to cycle of violence education, counseling, and CVC so that they may begin the healing process from violent and traumatic events.



# ARPA

## Project Inventory Continued

---

### *Awareness*

Victim Services actively participates in community meetings and events (i.e. Pride Parade, Juneteenth Parade), radio and television interviews (Spanish speaking stations), and partners with community grassroots organizations (i.e. Montrose Center, HAWC) to continuously foster awareness of our victim advocates and nurture the growth of victim-police trust so that domestic violence victims are more inclined to receive and seek our services for support.

### *Access and Distribution*

Access barriers are nonexistent as every officer is trained to inform domestic violence victims of Victim Services by discussing and providing the Victim Services Blue Card (our contact number and other victim service providers) while on-scene to encourage early contact with our victim advocates while we, in turn, identify domestic violence victims to initiate contact within the first 24 hours.

### *Outcomes*

Historically, victims of color, women, and LGBTQ+ community members are highly likely to not report domestic violence experiences. Victim Services regularly opens communication channels as soon as possible with genuine, trauma-informed care to initiate and simplify the pathway toward mental and physical restoration with the goal to diminish all gaps and encourage reporting. As victims learn about relationship equality and the cycle of violence, they will also share the knowledge with friends, family members, and children to aide in the fight to end domestic violence.

### Use of Evidence Project Demographic Distribution, Programmatic Information and Performance

See DART as this program works in conjunction with that initiative.



**ARPA**



## Project Inventory Continued

---

### Emergency Sheltering

Department:	Houston Police Department (HPD)
Project:	Emergency Sheltering
ID Number:	HOU - #016
Estimated Approved Cost:	\$926,250
Expenditure Category:	Public Health 1.12 Mental Health Services
Status:	Not started yet
Expenditures through Period:	\$0

#### Project Overview – Public Health and Negative Economic Impact

The Domestic Abuse Response Team’s objective is to provide essential services to victims of domestic violence, link domestic abuse victims to emergency shelter or alternative housing; provide nutrition and wellness, health and medical services, including medical care, follow-up treatment and essential medications, advocacy and therapy.

The City previously used CARES Act funds to fund emergency shelters or domestic violence victims. HPD will utilize ARPA funding for emergency sheltering expenses for victims of domestic violence. Under the DART initiative, after the forensic medical exam is completed, survivors are offered emergency housing and other supportive services at no charge to ensure survivors’ continued safety and long-term stabilization.

#### Status Update

Project is going through the necessary procurement processes.

#### Promoting Equitable Outcomes

As this program will be City-wide, all needed populations will be served. All first responders are aware that this program is available whenever needed.

#### *Goals*

Interpersonal violence is pervasive throughout all sectors of our community. Tragically, because of long-standing inequities, women, women of color, LGBTQ+ people, and their children and communities suffer the most from this crisis. HAWC’s services are free and available to everyone, regardless of race, gender identity, ethnicity, sexual orientation, or age. However, historical agency data shows that 95% of adult clients are women; more than 80% identify as Black, Hispanic/Latino, or multi-racial; 25% of clients indicate Spanish as their primary language; and 95% of clients report a household income at or below 200% of the federal poverty level.



# ARPA

## *Project Inventory Continued*

---

### *Awareness*

HAWC works with over 50 community partners across communities and sectors to deliver our services and ensure that businesses and residents are aware of the services and resources available to survivors and families. HAWC also now operates three Survivor Empowerment Hubs, in addition to the residential shelter campus, strategically located in communities where data shows our services are needed most, to help reduce barriers and improve access to services for survivors.

### *Access and Distribution*

HAWC services are accessible through the agency's 24/7 hotline, online chat, or by direct referral from HPD or other community partner. Regardless of how a client contacts HAWC, knowledgeable and compassionate advocates are available to lend a supportive ear, connect the survivor with services to meet their needs, and provide referrals to life-changing community resources. Calls/referrals are free, confidential, and available in more than 150 languages.

### *Outcomes*

By centering and learning from the experience of survivors, HAWC has built a multi-ethnic, multi-lingual service organization that provides free, confidential, comprehensive life-saving services to all. On the cutting edge of clarifying the interconnections between gender-based violence, racial discrimination, and historical oppression, HAWC leads efforts to improve systems of support for survivors and ensure accountability for offenders that are fair and just. The agency's multi-pronged strategy combines crisis response services that provide immediate safety with empowering interventions to ensure long-term financial and emotional well-being for survivors. In addition, HAWC spearheads violence prevention campaigns that raise awareness, improve public health, and stop the cycle of violence.

### Use of Evidence Project Demographic Distribution, Programmatic Information, and Performance

As this program launches, information on the types of victims served will be recorded and reported on in the annual performance report. See DART as this program works in conjunction with that initiative.



**ARPA**

## Project Inventory Continued

---

### **Forensic Nurses**

Department:	Houston Police Department (HPD)
Project:	Forensic Nurses
ID Number:	HOU - #017
Estimated Approved Cost:	\$730,712.00
Expenditure Category:	Public Health 1.12 Mental Health Services
Status:	Not started yet
Expenditures through Period:	\$0

#### Project Overview – Public Health and Negative Economic Impact

Domestic violence severely impacts an individual's physical and mental health. DART contracts with forensic nurses to offer on-scene medical forensic examinations at no charge to the survivor. These exams provide critical history about the survivor that can be helpful for community-based advocates and counselors who are supporting the victim's recovery and contribute to the preparation of an evidence-based criminal charge to be presented for criminal prosecution. Additionally, this initiative will provide relief by the partnership between forensic nurses and law enforcement to serve as a bridge between medicine and the legal system. These exams can take place in hospitals and medical centers administering medical treatments.

It is vital to have forensic nurses available on-scene of domestic violence incidents to offer access to medical services to victims, many of whom are members of vulnerable populations affected by the pandemic. Forensic nurses provide services by promoting access to health as well as social services to victims of domestic abuse.

The intended outcome of this program is for DART to bring much needed medical support to these victims and relieve hospitals and medical clinics, as well as uncover evidence so police investigators can do their jobs more effectively.

#### Status Update

The project is going through the necessary procurement procedures.

#### Promoting Equitable Outcomes

##### *Goals*

Given that women of color accounted for 64% of the women who were murdered from 2019-2021 and underserved minorities continue to be disproportionately impacted by domestic abuse, DART's citywide mobile forensic nursing program intends to serve anyone who calls 911 to report domestic abuse AND provide education and awareness



# ARPA

## Project Inventory Continued

---

about domestic violence and DART's forensic nursing program during the weekdays as the mobile van conducts various "Pop-Up" clinics to offer wellness screenings in targeted underserved communities that have a lack of access to healthcare, unstable housing, low income, jobs, and substandard education.

### *Awareness*

Partnering with the Houston Police Department allows us to exhibit our services to the public, whether it be on radio or television; but given the program's additional goal is to fill gaps to prevent more serious medical conditions such as high blood pressure and diabetes in underserved minority communities, the administrators of the forensic nursing program will continue to prioritize the marketing and advertising of our services via our community-based partners so we can improve health equity, allowing domestic violence survivors in underserved minority community to be healed and restored.

### *Access and Distribution*

There are no differences in levels of access across groups because the forensic nursing team operates in collaboration with the Houston Police Department who is charged to serve and protect all Houstonians, regardless of sex, race, creed or age; and we don't have any policies or requirements that result in disparities, which is why working with community-based organizations and elected officials is critical to ensure domestic violence survivors have equitable access to healthcare either at the crisis or follow-up stage.

### *Outcomes*

In Harris County, women of color accounted for 64% of the women who were murdered from 2019-2021, which demonstrates that domestic violence continues to disproportionately impact Houston's Black, Latin-X, and AAPI communities. These Houstonians still face societal disparities due to their race, gender, and socio-economic status, making them even more vulnerable to domestic violence. The Empowered Survivor's forensic nursing programs serves DART clients and those victims and potential victims from economically distressed communities who do not formally report domestic abuse to law enforcement. This program allows project partners to gain data to deliver targeted services to individuals who are at greatest risk for domestic violence, continued domestic violence, and even worse - homicide.

### Use of Evidence Project Demographic Distribution, Programmatic Information, and Performance

See DART as this program works in conjunction with that initiative.



## Project Inventory Continued

---

### ***Police Security at COVID-19 Testing Facilities***

Department:	Houston Police Department
Project:	Officer Overtime for Vaccination and Testing Site Security
ID Number:	HOU - #018
Estimated Approved Cost:	\$722,110.00
Expenditure Category:	Public Health 1.1 COVID-19 Vaccination
Status:	Completed More than 50%
Expenditures through Period:	\$721,796.82

#### Project Overview

During the COVID-19 spike in December 2021, COVID-19 testing sites were overrun with demand. The increased demand required police officer presence and security at City of Houston Health Department COVID-19 testing sites. As of this report, the City is allocating \$722,110 to cover HPD overtime associated with vaccination site security due to the Omicron variant surge.

#### Status Update

No more HPD staffing is needed at COVID-19 vaccination and testing sites. The extra funding will be unallocated at a later date.

#### Promoting Equitable Outcomes

This program was launched in the areas with the highest traffic at COVID-19 testing and vaccination sites. These locations were often in Complete Communities and other areas of need.

#### Use of Evidence, Project Demographic Distribution, and Performance

As this project served through officer hours at vaccination sites and not direct services to the public, data on the demographics of the clients was not recorded. The vaccination sites were located in low to moderate income communities.



# ARPA

## Project Inventory Continued

---

### ***Patrol Enhancement – Violence and Crime Reduction***

Department:	Houston Police Department
Project:	Patrol Enhancement – Violence and Crime Reduction
ID Number:	HOU - #025
Estimated Approved Cost:	\$20,352,772.00
Expenditure Category:	Public Health Negative Economic Impact: Public Sector Capacity 3.1 Public Sector Workforce: Payroll and Benefits for Public Health, Public Safety, or Human Services Workers
Status:	Completed More than 50%
Expenditures through Period:	\$20,352,772.00

#### Project Overview – Public Health and Negative Economic Impact

The City of Houston continues to contend with dual public health crises. The One Safe Houston Initiative is a comprehensive violence reduction initiative that links research-based strategies to improve public safety and reduce the harms caused by violent crime. HPD officers work specific details to deter the engagement of violent crime in hot spot neighborhoods. ARPA will fund overtime where the funding is directly focused on advancing community policing strategies in those communities experiencing an increase in gun violence associated with the pandemic.

#### Status Update

The project is complete though FY 2023.

#### Payroll for Public Health and Safety Employees

The number of police officers that have been deployed for overtime is sensitive information. The funding has increased the number of overtime hours police officers are putting in high-crime areas.

#### Promoting Equitable Outcomes

While information on where these officers are deployed is sensitive, they are being deployed in crime hot spots throughout the City.

#### *Goals:*

The goal of this project is to decrease the rate of violent crime across the City. The One Safe Houston crime reduction initiative focuses on four (4) key areas:



# ARPA

## *Project Inventory Continued*

---

- A. Violence Reduction and Crime Prevention
- B. Crisis Intervention, Response and Recovery
- C. Youth Outreach Opportunities
- D. Key Community Partnerships

### *Awareness*

While information as to where these officers are deployed is confidential, the City has been sharing the information in the following ways:

- A. Mayor Turner and Chief Finner consistently promote One Safe Houston
- B. Social Media Platforms
- C. Community Meetings and Events
- D. Television and Radio

### *Access and Distribution*

HPD distributes resources based on need as identified by data.

### *Outcomes*

Overall outcome has produced a reduction in violent crime in all areas and in every City Council district.

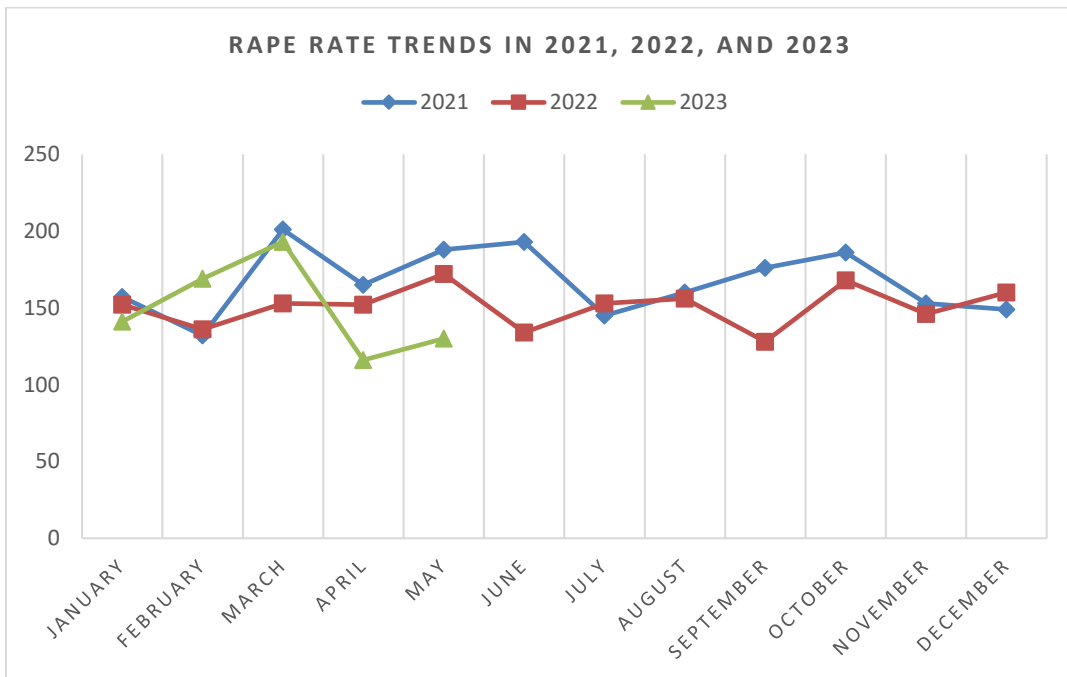
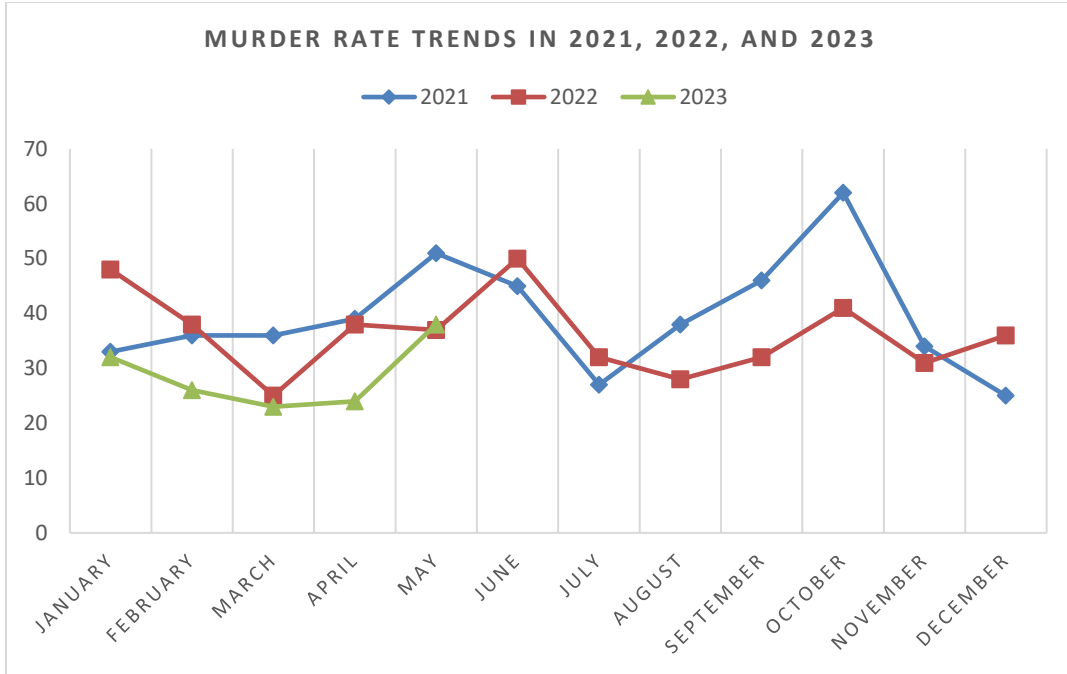
### Programmatic Information and Performance Indicators

When measuring murder, rape, robbery and aggravated assault rates over the last three years, the majority of months in 2022 and 2023 had lower crime rates than in 2021.



# ARPA

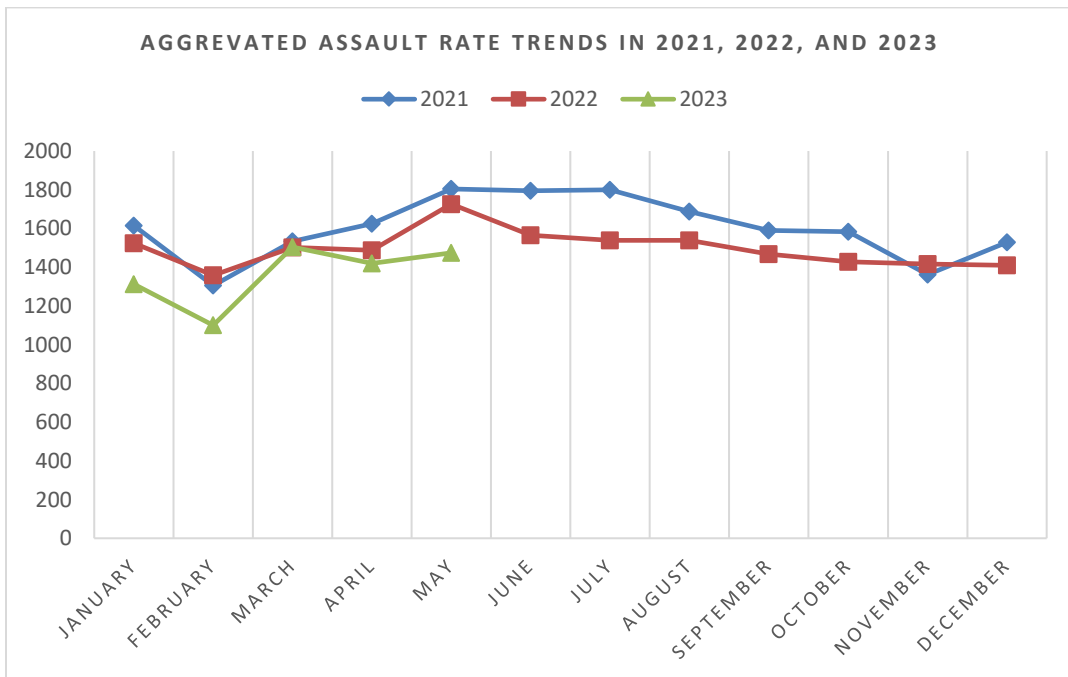
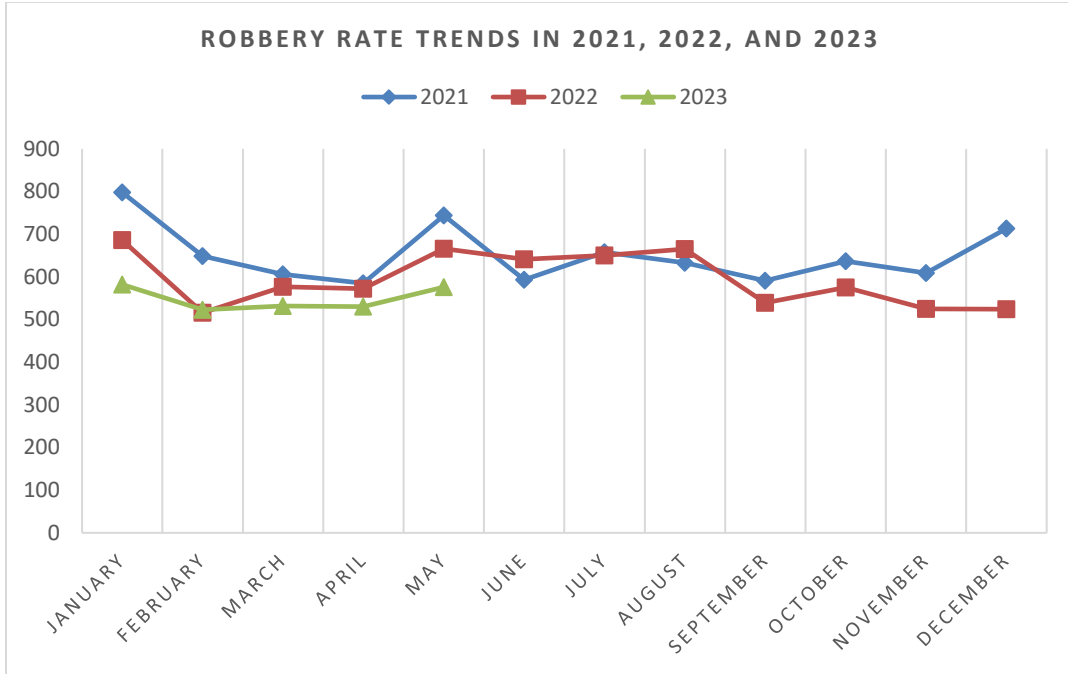
## Project Inventory Continued



**ARPA**



## Project Inventory Continued



**ARPA**

## Project Inventory Continued

---

### ***Gun Buyback Initiative***

Department:	Houston Police Department
Project:	Gun Buyback Initiative
ID Number:	HOU - #026
Estimated Approved Cost:	\$986,514.00
Expenditure Category:	Public Health 1.11 Community Violence Intervention
Status:	Completed less than 50%
Expenditures through Period:	\$395,997.35

#### Project Overview – Public Health and Negative Economic Impact

The Gun Buyback program gives Houstonians a safe and alternative way to surrender unwanted firearms in exchange for compensation. This provides an opportunity to mitigate potential harmful actions in our community. Buyback programs are widely supported as a means to reduce firearms within a city.

#### Status Update

The City has hosted three successful Gun Buybacks in high-crime areas. Additional Gun Buybacks are in the planning process.

#### Promoting Equitable Outcomes

Increases in gun crimes have plagued the entire city. This program will stage events in different areas to increase participation and visibility to get the best participation from all communities across the city.

#### *Goals*

The goal of the Gun Buyback program is to reduce the rate of gun violence in the City. This program gives all Houstonians a safe and alternative way to surrender unwanted firearms and for compensation without providing any identifying information to law enforcement.

#### *Awareness*

The program was advertised in a variety of media outlets including but not limited to, social media, radio, newspapers, and podcasts. Advertising also took place in several languages to reach all of Houston's diverse population.

#### *Access and Distribution*

Due to the size and population of the city, the events were held among various geographical areas that increased participation and visibility to get the best participation from all



# ARPA

## Project Inventory Continued

communities across the city.

Updates on this program and all One Safe Houston components can be found at [www.houstontx.gov/onesafehouston](http://www.houstontx.gov/onesafehouston).

### Use of Evidence, Programmatic Information, and Performance Indicators

From the first Gun Buyback event at Wheeler Avenue Baptist church to the second Gun Buyback event at the METRO Westchase Park and Ride, HPD collected over 400 more guns. At the third event at NRG Park Stadium, HPD almost doubled the first count at 1,446 guns collected.

Gun Buyback Statistics			
	July 30, 2022	October 8, 2022	June 10, 2023
Shotguns	155	261	228
Rifles	126	213	
Rifle – Hunting			265
Semi-Automatic Rifle		103	188
Revolver		371	275
Pistols	433	20	
Semi-Automatic Pistols		284	
Semi-Automatic Handgun			490
3D Pistols	80		
Other		19	
<b>Totals</b>	<b>794</b>	<b>1271</b>	<b>1446</b>



# ARPA

## Project Inventory Continued

---

### Technology Enhancement – 5G Enablers

Department:	Houston Police Department
Project:	Technology Enhancement – 5G Enablers
ID Number:	HOU - #033
Estimated Approved Cost:	\$974,533.00
Expenditure Category:	Public Health 1.11 Community Violence Intervention
Status:	100% complete
Expenditures through Period:	\$974,533.00

#### Project Overview – Public Health and Negative Economic Impact

The Houston Police Department’s Criminal Intelligence Unit (CIU) provides assistance to criminal investigations by helping locate fugitive suspects, kidnapping victims, and meeting other case development needs through the use of specialty equipment. This information is obtained via a probable cause-based court order via the Harris County District Attorney’s office and a district judge. The CIU’s current set of approved-CSS gear needs to be upgraded to 5G capabilities because the current CSS gear cannot locate a 5G device in most circumstances. This affects CIU’s capability to locate felony fugitives and assist in emergency tracking events such as kidnappings.

CSS gear is a critical tool used by CIU to assist investigations. Without the upgraded 5G enablers, CIU live tracking will become less effective because it will only be able to provide generalized location information to investigators instead of exact locations, placing both law enforcement and any victims in peril. The purchase of upgraded 5G enablers will provide services to victims of gun violence by providing a critical tool to solve gun-related crime.

#### Status Update

All 5G gear has been purchased and deployed.

#### Promoting Equitable Outcomes

##### *Goals*

The technology purchased is an analytics tool that assists in apprehending suspects who commit violent crimes and assists in locating human trafficking and kidnapping victims, many of which come from marginalized and economically challenged sections of society.

##### *Awareness, Access and Distribution*

Not applicable



# ARPA

## *Project Inventory Continued*

---

### *Outcomes*

The equipment aids the department via addressing violent crimes and arresting violent felonious offenders leading to a reduction in violent crime in all communities across the entire Houston region.

### Use of Evidence, Programmatic Information and Performance Report

Information regarding where these devices are being deployed and the exact details of their use are confidential. The sharing of this information will impede investigations.



**ARPA**

## Project Inventory Continued

---

### ***Police Cadet Retention Incentive***

Department:	Houston Police Department
Project:	Cadet Retention Incentive
ID Number:	HOU - #034
Estimated Approved Cost:	\$7,270,000.00
Expenditure Category:	Public Health Negative Economic Impact: Public Sector Capacity 3.1 Public Sector Workforce: Payroll and Benefits for Public Health, Public Safety, or Human Services Workers
Status:	Completed less than 50%
Expenditures through Period:	\$2,198,591.25

#### Project Overview – Public Health and Negative Economic Impact

The increase in violent crime after the COVID19 Pandemic has presented an economic harm to the citizens of Houston. The City of Houston recognizes that in order to reduce violent crime, our city needs the human resources and ability to target this surge of violent crime. Hiring additional police cadets to then become police officers would greatly assist in our fight against crime.

Since COVID, HPD has experienced challenges with recruiting enough cadets to keep up with attrition as well as growing the number of officers. HPD will establish a \$10,000 Cadet Retention Incentive to be distributed to attract and retain incoming police cadets. The hiring incentive will not only attract incoming cadets but it will be structured to encourage retention once the cadets become officers.

The Cadet Retention Initiative will provide \$10k additional compensation to cadets. The compensation will be distributed in three phases. After reaching certain milestones, incoming cadets will receive the following retention incentives:

1. Sign-Up Incentive: \$2,500 (Paid within 30 days of beginning the Police Academy)
2. Mid-way Incentive: \$2,500 (Paid after completing 3 months)
3. Completion Incentive: \$5,000 (Paid after completion of Police Academy and TCOLE requirements)

Total Cost is \$7,270,000 and includes 727 anticipated cadets.



# ARPA

## Project Inventory Continued

---

### Status Update

This program is underway.

### Promoting Equitable Outcomes

#### *Goals*

HPD continues to be a majority minority department, which is representative of this vastly diverse city that we serve. However, we continue to strive to increase our recruit pool in all demographics.

Although HPD is 17% female (well above the national average of 12%), HPD recently signed the 30x30 pledge which strives to have 30% female recruits by 2030. That is a targeted demographic that the department (and Recruiting Division specifically) will focus events, advertising, social media campaigns, profiles, etc, in order to spread the word to potential female applicants. HPD has expanded its eligibility criteria, to now include a “work history option”, which offers the opportunity for applicants to qualify with 36 months of full-time employment within the last 48 months. This is in lieu of college or military.

#### *Awareness*

HPD’s recruiting efforts are equitable as they are on multiple social media platforms, YouTube channel, Indeed.com, and the hpdcareer.com website. All are free and available for potential recruits to access. HPD’s Recruiting & Special Events unit also attends numerous job fairs, military job fairs, expos, and has partnerships with multiple colleges to do presentations in their criminal justice programs. These job fairs are no cost to attendees. In addition, HPD will hold its 2nd annual Hiring Expo in September 2023. The work history option is widely advertised along with our other eligibility criteria and requirements are detailed on the hpdcareer.com website. HPD partners with various media outlets to increase knowledge, awareness, diversity and accessibility to our recruiting pool.

#### *Access and Distribution*

The majority of applicants find out about HPD through the hpdcareer.com website, or social media.

#### *Outcomes*

The Houston Police Department Training Academy provides the same level of training to all cadets. In situations where deficiencies are present, remediation is provided. Regardless of race, ethnicity, or other equity dimensions, each cadet is provided an equal



# ARPA

## Project Inventory Continued

opportunity to train and succeed.

### Use of Evidence, Programmatic Information and Performance Report

As attrition is something that is seen in long-term performance indicators, no information about how attrition has decreased will be available until multiple cadet classes go through the program.

	Cadet Class 260	Cadet Class 261	Later Class L13
<b>Start Date</b>	April 10, 2023	June 26, 2023	May 30, 2023
<b>Graduation Date</b>	October 26, 2023	January 18, 2024	August 10, 2023
<b>Number of Cadets</b>	68	80	9



# ARPA



## Project Inventory Continued

### Houston Solid Waste Management Department

#### Anti-Litter

Department: Solid Waste Department (SWMD)  
 Project: Anti-Litter  
 ID Number: HOU - #007  
 Estimated Approved Cost: \$1,333,333.00  
 Expenditure Category: Public Health 1.14 Other Public Health Services  
 Status: Completed less than 50%  
 Expenditures through Period: \$336,490.00

#### Project Overview – Public Health and Negative Economic Impact

Every day, thousands, if not millions, of disposable masks, gloves and sanitizer bottles are used and improperly discarded and disposed. The goal of the anti-litter campaign is to combat, reduce, and extinguish the behaviors.

#### Status Update

The contractor has been hired, and the project is underway.

#### Promoting Equitable Outcomes and Use of Evidence

This project will be launched in areas with most need and persistent litter. Oftentimes these areas are located in low-to-moderate income neighborhoods.

#### Programmatic Information and Performance Indicators

This program alternates whether crews are being sent for bulk waste pick up or illegal dumping. See the tonnage picked up since inception.

Tonnage Collected Year to Date as of June 30, 2023		
	Sum of Bulk Waste	Sum of Illegal Dumping
Feb 2023	484.73	-
Mar 2023	8,610.97	420.00
Apr 2023	9,748.69	1,782.28
May 2023	-	4,741.25
Jun 2023	11,271.39	281.92
	<b>30,115.78</b>	<b>7,225.45</b>



**ARPA**

## Project Inventory Continued

---

### **Bulk Waste**

Department:	Solid Waste Department (SWMD)
Project:	Bulk Waste
ID Number:	HOU - #008
Estimated Approved Cost:	\$7,999,200.00
Expenditure Category:	Public Health 1.14 Other Public Health Services
Status:	Completed less than 50%
Expenditures through Period:	\$702,383.83

#### Project Overview – Public Health and Negative Economic Impact

In the continuing efforts to mitigate the spread of COVID-19, waste streams have increased for City-provided services. With higher set-out rates, the department has experienced an influx of heavy household debris, landscape and debris. Houston’s experience is also being reported by other solid waste agencies statewide and nationwide (Solid Waste Association of North America and Municipal Waste Management Association).

This program initiative will fund additional bulk waste crews to collect bulky material. Crews will be placed in high- volume areas of debris generation or clear illegal dumpsites in abused areas of the City. If the City is unable to provide timely bulk waste service, it creates other public health hazards such as disease vector generation and flooding due to blocked ditches/storm drains. As Houston enters the peak of hurricane season, flood mitigation is a priority given the city’s five-year history of significant flood events and the challenges that the City must overcome if homes flood and people are temporarily housed in congregate shelter settings during the pandemic.

#### Status Update

The contractor has been hired, and the project is underway.

#### Promoting Equitable Outcomes and Use of Evidence

This project has been launched in areas with most need and persistent litter. Oftentimes these areas are located in low-to-moderate income neighborhoods.

#### Programmatic Information and Performance Indicators

This program alternates whether crews are being sent for bulk waste pick up or illegal dumping. See the tonnage picked up since inception in anti-litter project description above.



## Project Inventory Continued

---

### Single Operator Grapple Trucks

Department:	Solid Waste Department (SWMD)
Project:	Single Operator Grapple Trucks
ID Number:	HOU - #042
Estimated Approved Cost:	\$3,000,000.00
Expenditure Category:	Public Health 1.14 Other Public Health Services
Status:	Not yet started
Expenditures through Period:	\$0

#### Project Overview – Public Health and Negative Economic Impact

Illegal dumping poses significant health risks and economic harm particularly to vulnerable communities in the City of Houston hit hardest by the pandemic. Since the pandemic began, the City of Houston’s Solid Waste Management Department (SWMD) has experienced a 6% to 51% increase in illegal dumping and bulky waste collected by tonnage.

In Feb 2023, the City launched a new initiative to combat illegal dumping and neighborhood nuisances called One Clean Houston that uses a holistic approach focusing on three key areas of intervention: 1. Rapid Cleanup, 2. Better Enforcement and 3. Prevention & Education.

The City is using CLFRF funding for Rapid Cleanup programs that provide contract support for litter abatement, illegal dumping abatement and bulky collections services. While these programs support rapid cleanup of illegal dumping, the problem still persists, and cleanup efforts must be paired with additional strategies to purchase equipment to support SWMD’s fleet to abate these matters.

To further reduce the average completion times to resolve service requests, the Solid Waste Management Department will procure up to 11 self-loading grapple trucks to meet the needs of the One Clean Houston Initiative. Incorporating the use of these vehicles will improve the SWMD’s operational efficiencies.

The City is confident this strategy will provide added value to the SWMD’s ability to significantly reduce associated health risks, strengthen economic values in communities, and improve the quality of life in neighborhoods disproportionately impacted by COVID-19.

#### Status Update

This project has been approved by Mayor Turner. The Department has begun the



**ARPA**

## *Project Inventory Continued*

---

procurement process.

### Promoting Equitable Outcomes Use of Evidence, and Programmatic Information and Performance

This equipment will be deployed in areas with most need and persistent illegal dumping. Oftentimes these areas are located in low-to-moderate income neighborhoods. As this equipment is in use, information on the amount of waste collected and the number of calls to certain locations will be collected and reported in the annual performance report.



**ARPA**

## *Project Inventory Continued*

---

### ***Houston Health Department***

#### ***Vaccination Incentive***

Department:	Houston Health Department (HHD)
Project:	Vaccination Incentive Cards
ID Number:	HOU - #009
Estimated Approved Cost:	\$3.125 million
Expenditure Category:	Public Health 1.1 COVID-19 Vaccination
Status:	Completed more than 50%
Expenditures through Period:	\$3,089,757.26

#### Project Overview

The incentive-based program focused on groups in zip codes with persistently low vaccination rates in accordance with Houston’s COVID Community Vulnerability Index (CCVI) report.

HHD selected the location where the incentives were provided in hopes that people who are reluctant to be vaccinated might opt to be vaccinated. Patients starting or completing the vaccine series were eligible for the incentive, targeting communities with low vaccination rates and within the vulnerable priority zip codes.

Increasing vaccine uptake will decrease the transmission of the COVID-19 disease and decrease hospitalization admission burden on the public hospital systems. Houston Health Department will focus on the current coverage goal of 70% or more.

#### Status Update

The project launched on 08/26/2021 and is paused unless another outbreak begins.

#### Promoting Equitable Outcomes, Use of Evidence, and Programmatic Information and Performance

See the City’s annual report of August 31, 2021 for detailed information on this program. If there is an increase in COVID-19 cases that warrants the reinstatement of the vaccination incentive program, more data will be collected and reported on in the annual performance report.



**ARPA**

## Project Inventory Continued

---

### ***Community Violence Intervention Program***

Department:	Houston Health Department
Project:	Community Violence Intervention Program
ID Number:	HOU - #023
Estimated Approved Cost:	\$2,500,000.00
Expenditure Category:	Public Health 1.11 Community Violence Intervention
Status:	Not Yet Started
Expenditures through Period:	\$0

#### Project Overview – Public Health and Negative Economic Impact

There have been notable spikes of gun violence during the pandemic. This program will address crime challenges in the City and especially in communities where COVID-19 infection rates are high, COVID-19 vaccination rates are low, and the spike in gun violent crimes is apparent. HHD will implement a researched-based Violence Intervention Program that aims to stop the spread of violence in communities by using the methods and strategies associated with public health and disease control.

This program follows a three-pronged health approach to violence prevention: detection and interruption of planned violent activity, behavior change of high-risk individuals, and changing community norms. This program will work in partnership with community-based programs to directly serve those in need by strengthening their skills in mediation, conflict resolution, effective communication, and decision making and cognitive restructuring.

#### Status Update

The project is going through the necessary procurement process.

#### Promoting Equitable Outcomes

##### *Program Design*

##### *Goals*

The goal of this program is to prevent violence This will support the department in targeting efforts and promoting inclusive policies to promote equity and equality.

##### *Awareness*

HHD will provide regular updates about the programs with the community through HHD websites, public announcements, social media platforms and community engagement



## Project Inventory Continued

---

activities. Targeted outreach strategies provide an additional opportunity to increase awareness among residents and businesses. This may involve collaborating with community-based organizations, local business associations, and media outlets to reach a broader audience and ensure equitable distribution of information.

### *Access and Distribution*

HHD will work to identify barriers and historical prejudices and work to create opportunities where access to healthcare and human services is equitable for all Houston residents.

Some disparities that HHD will work to minimize include: language barriers, access to information, technological barriers, documentation requirements, and complex application procedures. HHD continues to work internally and with partners to address these disparities by simplifying applications, providing language assistance, improving access to information, and considering alternative documentation options to ensure equitable opportunities for all.

### *Outcomes*

Intended outcomes are to prevent violence. These outcomes will be achieved by targeted interventions, collaborative partnerships, data-driven decision-making, and continuous monitoring and evaluation. By tracking outcomes across different groups, they can assess whether progress is being made in reducing disparities and achieving equity goals, enabling course corrections if needed.

### *Program Implementation*

#### *Goals and Targets*

The basic premise of the department's program is violence prevention. Research reflects that violent behavior and/or acts are often rooted in limited to no access to social determinants of health (SDOH) including assistance with food, housing, and employment programs. The department's program will include initiatives to increase access to services and supports in prioritized, marginalized communities including behavioral healthcare, workforce development, education support, housing resources, basic needs supports and more.

In determining areas of focus for our violence prevention work HHD employed the Social Vulnerability Index as well as the Covid Vulnerability Index. Communities were selected based upon low Covid vaccination rates, high Covid infection rates and high violent crime rates. The goal of the projects is to improve access to above mentioned SDOHs. Thereby,



# ARPA

## *Project Inventory Continued*

---

reducing violent crime in the targeted areas,

### Use of Evidence, and Programmatic Information and Performance

As based on the White House Community Violence Intervention Collaborative, this project will be launched in the areas with highest crime. The project will be evaluating its effectiveness once it launches. As this program launches, information on the types of clients served and their locations will be collected and reported in the annual performance report.



**ARPA**



## Project Inventory Continued

---

### ***Credible Messengers***

Department:	Houston Health Department
Project:	Credible Messengers
ID Number:	HOU - #024
Estimated Approved Cost:	\$500,000.00
Expenditure Category:	Public Health 1.11 Community Violence Interventions
Status:	Not Yet Started
Expenditures through Period:	\$0

#### Project Overview – Public Health and Negative Economic Impact

At-risk youth in marginalized neighborhoods who are who are enticed by gangs may fall into violent behavior patterns. This program will provide support services to this population on the violence continuum receiving referrals from both the community and the Cure Violence program. This program will provide the long-term, sustainable intervention and services to support those impacted or at highest risk for criminal justice and gang involvement or violence.

This program pairs mentors and guides for youth and young adults who are at the highest risk for re-offending or engaging in gang activity for sustained support and intervention. Additionally, this program utilizes specially trained adults with relevant life experiences.

#### Status Update

The project is going through the necessary procurement process.

#### Promoting Equitable Outcomes, Use of Evidence, and Programmatic Information and Performance

As based on the White House Community Violence Intervention Collaborative, this project will be launched in the areas with highest crime. The project will be evaluating its effectiveness once it launches. As this program launches, information on the types of clients served and their locations will be collected and reported in the annual performance report. For more information, see “Promoting Equitable Outcomes” section in the Community Violence Intervention Program description above.



# ARPA

## Project Inventory Continued

---

### **Community Re-Entry Program**

Department:	Houston Health Department
Project:	Community Re-Entry Program
ID Number:	HOU - #027
Estimated Approved Cost:	\$1,000,000.00
Expenditure Category:	Public Health 1.11 Community Violence Intervention
Status:	Not yet started
Expenditures through Period:	\$0

#### Project Overview –Public Health and Negative Economic Impact

This program’s services will support individuals who are released from incarceration. These services include need-based assessments, evidence-based programming, case management and referrals to partners offering basic needs including financial literacy, food, housing, access to care, transportation and behavioral health. As of 2020, individuals released faced unprecedented challenges presented by COVID-19 including obtaining necessities such as food and shelter, accessing healthcare and behavioral healthcare, and entering a job market with historically high unemployment.

#### Status Update

Some staffing has been hired, and the project is ramping up.

#### Promoting Equitable Outcomes

This program will assist those recently released to successfully reintegrate back into the community, reduce recidivism, and address current crime challenges.

This funding will allow the program and its partners to serve recently released individuals with innovative, evidence informed strategies and techniques designed to specifically address the recent wave of violence in targeted communities through increased outreach in communities where recently released individuals settle, increased workforce development, job opportunities, and retention, increased adequate and safe housing resources, and increased mental and behavioral health resources.

#### Use of Evidence, Programmatic Information and Performance Report

Prior to the pandemic, this program was able to support an average of 500 recently released individuals and showed great success in establishing them with a support network and necessary services. This program will be evaluated once it launches. For more information, see “Promoting Equitable Outcomes” section in the Community Violence Intervention Program description above.



# ARPA

## Project Inventory Continued

---

### Houston Fire Department

#### ETHAN Personnel

Department:	Houston Fire Department (HFD)
Project:	Emergency Telehealth and Navigation Program (ETHAN)
ID Number:	HOU - #014
Estimated Approved Cost:	\$4,950,280.00
Expenditure Category:	Public Health 1.14 Other Public Health Service
Status:	Completed less than 50%
Expenditures through Period:	\$1,694,918.09

#### Project Overview –Public Health and Negative Economic Impact

For more than 4 years, with an ever-increasing population of 2.3 million and greater than 300,000 calls for service, the Houston Fire Department’s (HFD) Emergency Telehealth and Navigation Program (ETHAN) has successfully serviced more than 22,000 City of Houston residents and visitors. During the COVID-19 Pandemic, the calls have increased exponentially, and the ETHAN program has since been vital in addressing the needs of residents and visitors. ETHAN has garnered local and national recognition as one of the most innovative large-scale telehealth solutions in modern EMS. The percentage of patients cared for away from an emergency department would be greater but for ETHAN being in operation evenings and weekends when clinics are closed.

The ETHAN program connects emergency medical service (EMS) personnel with patients calling 911 and diverts non-medical-emergency callers to non-hospital care with no-cost cab transportation. This program allows HFD ambulances to be available for true medical emergencies and reduces congestion in local hospital emergency departments. ARPA SLFRF funding will fund medical personnel.

#### Status Update

The project is fully staffed and underway.

#### Promoting Equitable Outcomes

This community-based mobile integrated healthcare program promotes equity in all demographic and geographic areas of the City of Houston:

1. Communities disproportionately impacted by COVID-19 (low-income neighborhoods,



# ARPA

## Project Inventory Continued

---

- minorities, disconnected youth, unemployed veterans and people with disabilities)
2. Negative economic impacted populations and
  3. Groups historically and marginalized by health disparities.

The ETHAN project ensures individuals who call 911 with non-emergency complaints will be triaged by telehealth emergency medical physicians who are immediately available and skilled at making rapid triage decisions. Patients who are assessed by an ETHAN physician and confirmed to be non-emergent can be scheduled to local Federally Qualified Clinic (FQHC), home care, primary care physician along with arranged transportation by a taxi cab, self-transport or can home care with no-transport. The ETHAN program continues to train its First Responders that this is a viable option for non-emergency calls and complaints, so that all residents may receive the benefits needed.

### Use of Evidence

Since its inception, generally 15% of all ETHAN patients were dispositioned or managed away from the emergency department and 9 of every 10 patients avoided using the HFD ambulance for transportation.

ETHAN project has demonstrated significant success in increasing EMS efficiency and quality of care through reduced ambulance transports, reduced on-scene time and management of patients both on-scene and to non-traditional destinations.

### Promoting Equitable Outcomes

This community-based mobile healthcare program promotes equity in ALL demographic and geographic areas of the city of Houston: 1) Communities disproportionately impacted by COVID-19 (low-income neighborhoods, minorities, disconnected youth, unemployed veterans and people with disabilities), 2) Negative economic impacted populations and 3) Groups historically and marginalized by health disparities.

### Programmatic Data

This project will be measuring and reporting the number of ETHAN Emergency Medicine Physician telehealth visits conducted and the number of patients managed to alternate transportation and/or referred destinations. ETHAN reduces the EMS and patient contact/exposure time by 53% and is a novel Public Health mitigation and prevention tool.

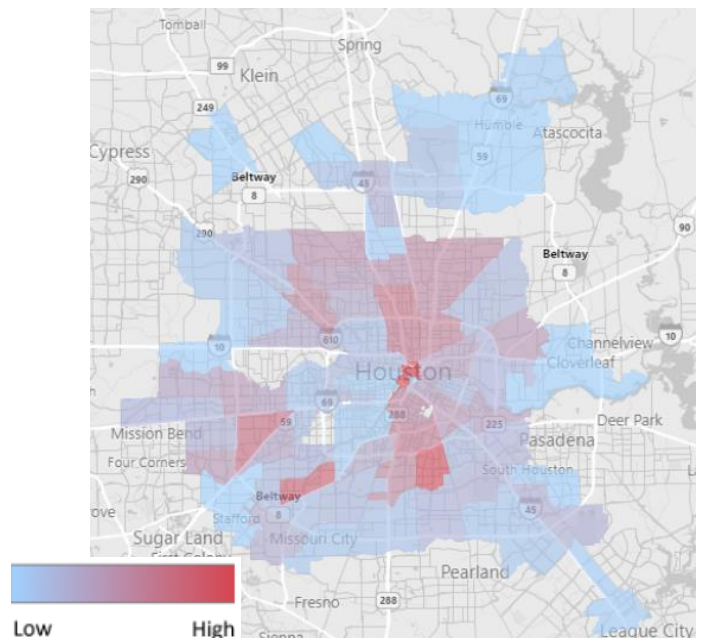
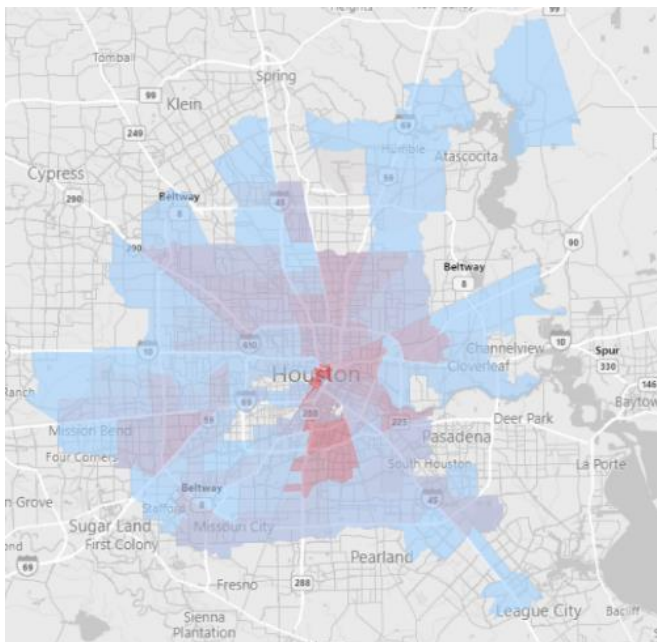


# ARPA

## Project Inventory Continued

Jul 2021 - Dec 2021	
SQ ETHAN Disposition	Count
Other (Specify in Plan above)	14
Patient Declined Clinic Referral, Wants ER Visit (Cab or Self-Transport)	26
Patient Declined to Speak With ETHAN	2
Patient Refusing EMS Transport	5
Referred for EMS Transport to ER (Ambulance)	110
Referred for Home Care Instructions Only	4
Referred to ER by ETHAN MD (Cab or Self-Transport)	1,146
Referred to ETHAN Clinic (Cab or Self-Transport)	35
Referred to Patient PCP/Alt. Clinic (Cab or Self-Transport)	20
Unable to Complete Due to Technical Issue	5
<b>Total</b>	<b>1,367</b>

### HFD: ETHAN Program Utilization – FY 22 – 1<sup>st</sup> and 2<sup>nd</sup> Quarters July 2021 – September 2021 October – December 2021



# ARPA

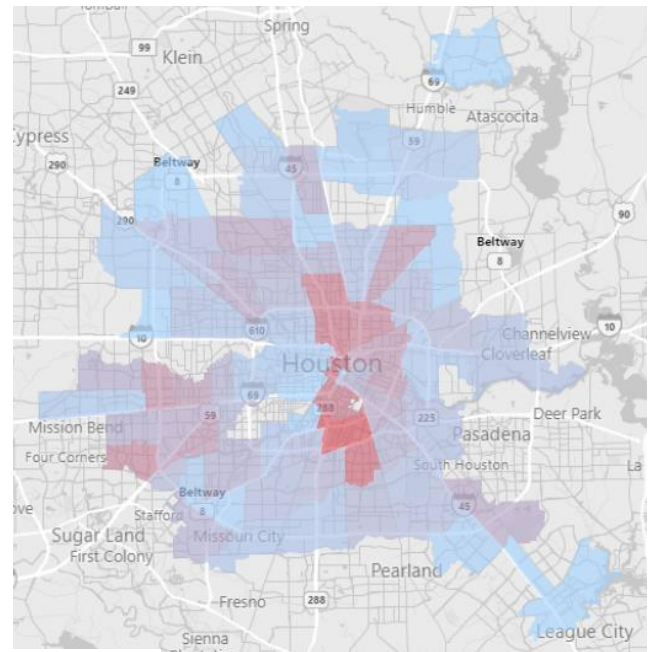
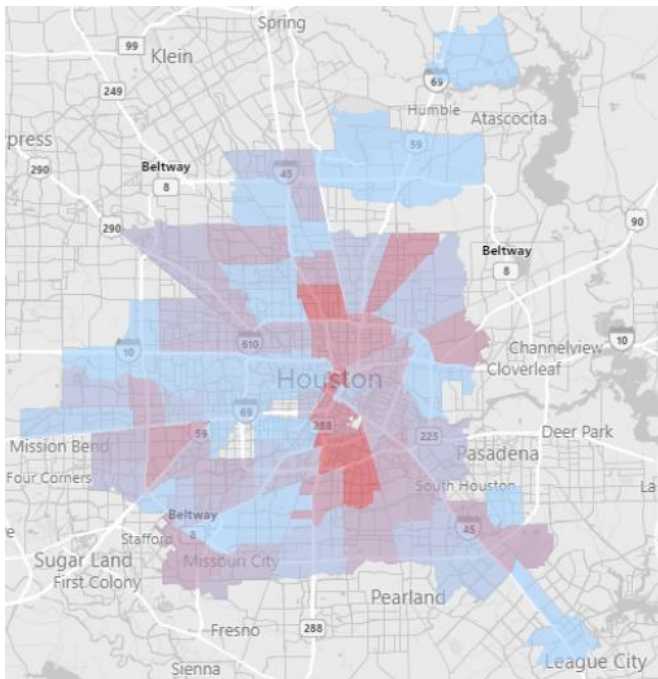
## Project Inventory Continued

Jan 2022 – Jun 2023	
SQ ETHAN Disposition	Count
Other (Specify in Plan above)	50
Patient Declined Clinic Referral, Wants ER Visit (Cab or Self-Transport)	158
Patient Declined to Speak With ETHAN	21
Patient Refusing EMS Transport	5
Referred for EMS Transport to ER (Ambulance)	318
Referred for Home Care Instructions Only	15
Referred to ER by ETHAN MD (Cab or Self-Transport)	3,120
Referred to ETHAN Clinic (Cab or Self-Transport)	56
Referred to Patient PCP/Alt. Clinic (Cab or Self-Transport)	56
Unable to Complete Due to Technical Issue	13
<b>Total</b>	<b>3,812</b>

### HFD: ETHAN Program Utilization – FY 22 – 3<sup>rd</sup> and 4<sup>th</sup> Quarters

#### January 2022 – March 2022

#### April 2022 – June 2022



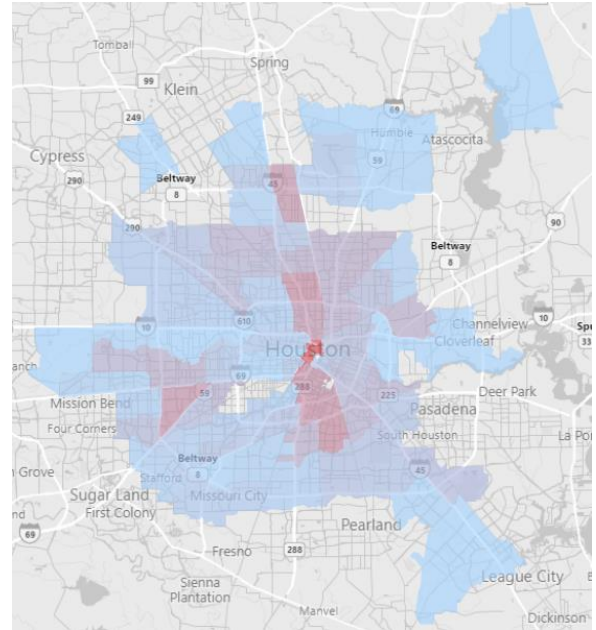
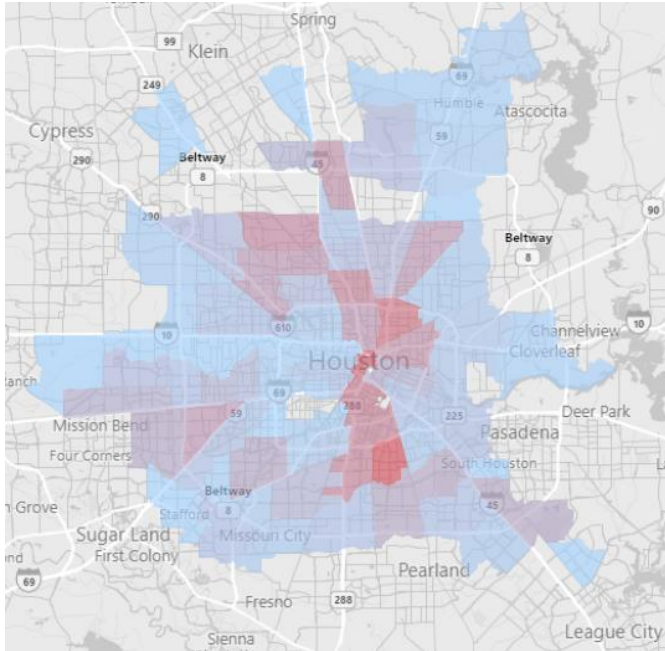
**ARPA**

# Project Inventory Continued

## HFD: ETHAN Program Utilization – FY 23 – 1<sup>st</sup> and 2<sup>nd</sup> Quarters

July 2022 – September 2022

October 2022 - December 2022



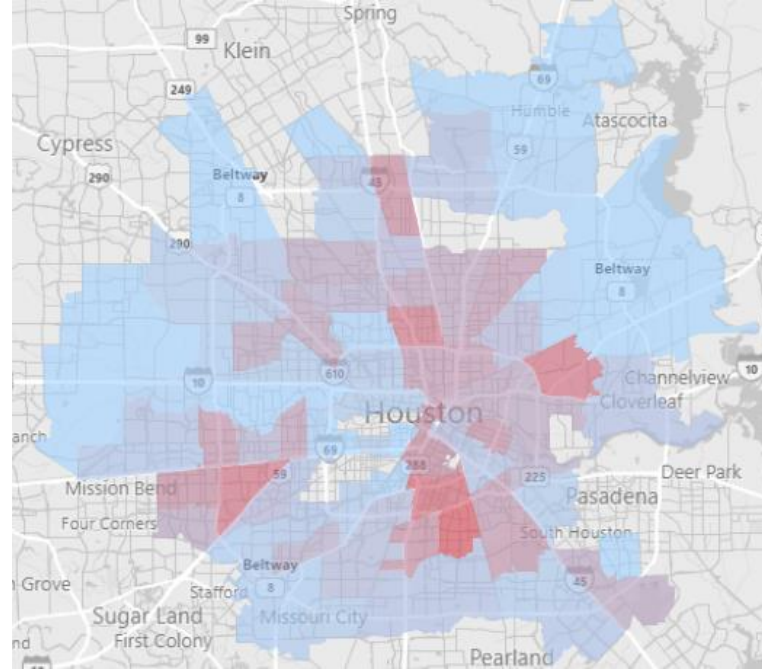
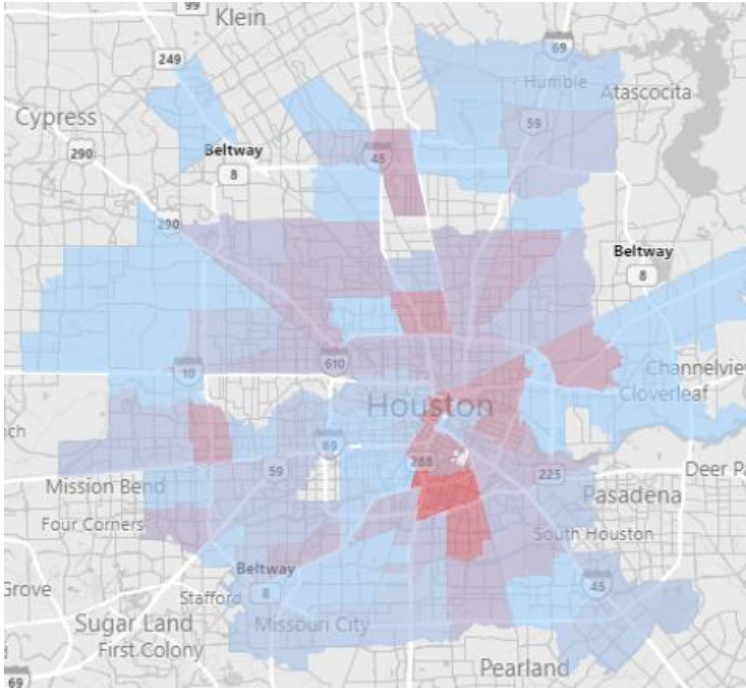
# ARPA

# Project Inventory Continued

## HFD: ETHAN Program Utilization – FY 23 – 3<sup>rd</sup> and 4<sup>th</sup> Quarters

January 2023 – March 2023

April 2023 – June 2023



# ARPA



## Project Inventory Continued

---

### **Fire Cadet Class Retention Incentive**

Department:	Houston Fire Department (HFD)
Project:	Fire Cadet Class Retention Incentive
ID Number:	HOU - #038
Estimated Approved Cost:	\$2,362,500.00
Expenditure Category:	Public Health Negative Economic Impact: Public Sector Capacity 3.1 Public Sector Workforce: Payroll and Benefits for Public Health, Public Safety, or Human Services Workers
Status:	Completed less than 50%
Expenditures through Period:	\$387,661.48

#### Project Overview – Public Health and Negative Economic Impact

As the COVID-19 pandemic increased the hardships of serving as a firefighter, the City saw an increase in resignations and trouble in retaining new fire cadets. The City of Houston recognizes that in order to better respond to fire and emergency medical service needs, hiring additional fire cadets is necessary.

Since COVID, HFD has experienced challenges with recruiting enough cadets to keep up with attrition as well as growing the number of officers. HFD will establish a \$5,000 Cadet Retention Incentive to be distributed to attract and retain incoming firefighter cadets. The hiring incentive will not only attract incoming cadets but it will be structured to encourage retention once the cadets become firefighters.

The Cadet Retention Initiative will provide an initial \$2,500 to new cadets during the 4<sup>th</sup> month of training and the remaining \$2,500 2 weeks before the cadet completes the training. Total Cost is \$2,362,500.00 applies to 9 HFD cadet classes, or over 350 cadets.

#### Status Update

This project is underway.

#### Promoting Equitable Outcomes

This initiative to hire and retain more firefighters promotes equity in all demographic and geographic areas of the City of Houston by ensuring that all communities have sufficient numbers of firefighters responding to those areas of Houston.



# ARPA

## Project Inventory Continued

---

### *Program Design*

The funds used as an incentive help bridge a financial gap for many that may have entered the workforce to support their families and are currently making salaries that are slightly higher than a trainee can earn while in the training academy. The pay cut that may have to be absorbed for 9 months of training is extremely hard for those with limited resources from family or savings to overcome. After the initial training there is a significant increase in salary and more flexible schedule. However, for those who are historically underserved and marginalized, this adjustment does not fit the paradigm of taking care of the immediate needs of their family.

### *Program Implementation*

This need to create jobs at HFD that have higher entry salaries and much more upward mobility, and potential for increases was exacerbated with the increase in remote job opportunities during the pandemic. The offer of a meaningful rewarding career with benefits was not enough to attract the talent and diversity sought after.

The incentive through this program provides a tangible goal and boost that filled the void of the temporary lowered salary. While this could not be expressed in advertisement and printed material it was definitely used in our talking points for recruiting events in the forementioned communities.

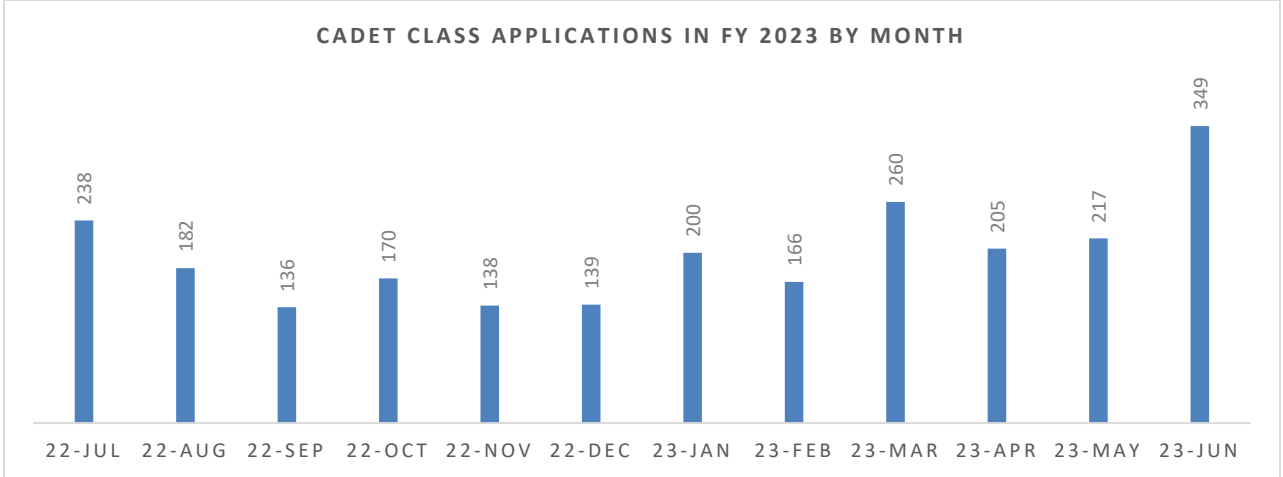
Additionally, HFD saw a dramatic increase in the number of cadets self-identifying as “other” in the race classification when comparing the November 2022 and April 2023 classes. The 2022 class had only 4.5% of cadets identifying as “other,” while in April of 2023, after the incentive program began, the percentage of cadets identifying as “other” rose to 40.9%.

### Use of Evidence, Programmatic Information and Performance Report

Reasons for attrition are complex. Additionally, cadet classes are for 9 months, so information on retention is not available at the moment. The following outlines the number of applications that were received in FY 2023.



## Project Inventory Continued



**ARPA**

## Project Inventory Continued

---

### **Fire Station Exhaust System**

Department:	Houston Fire Department (HFD)
Project:	Fire Station Exhaust System
ID Number:	HOU - #39
Estimated Approved Cost:	\$1,045,000.00
Expenditure Category:	Health 1.4 Prevention in Congregate Settings
Status:	Not Yet Started
Expenditures through Period:	\$0

#### Project Overview –Public Health and Negative Economic Impact

Fire stations are designed so that sleeping and living quarters are immediately adjacent to the apparatus bays where the emergency vehicles are stored and started. Houston’s extremely busy emergency response system routinely exposes fire fighters to vehicle fumes, infiltrating the fire stations living and sleeping areas. In order to improve the health of its workforce by reducing fire fighter exposure to vehicle exhaust, HFD will be installing exhaust removal systems at the final 11 fire stations.

The final 11 fire stations were built after 2022 and did not meet the qualifications for an AFG Grant. This aligns with HFD’s continued efforts to comply with National Fire Protection Association’s standard.

#### Promoting Equitable Outcomes and Use of Evidence

The HFD’s response volume increased by 12.8% from 2018 to 2022, with the largest percentage increase occurring since the pandemic started. In 2018, HFD’s response volume was 340,488 annually and in 2022, the response volume was 384,229.

#### Status Update

The City is aligning procurement and project management, so once the vendor is available, they can start on the installation of these exhaust systems.

#### Programmatic Information and Performance Report

As this program launches, information on the types of clients served and their locations will be collected and reported in the annual performance report.



# ARPA

## *Project Inventory Continued*

---

### ***Houston Public Library***

#### ***Digital Literacy Equity Project***

Department:	Houston Public Library (HPL)
Project:	Digital Literacy Equity Project
ID Number:	HOU - #019
Estimated Approved Cost:	\$3,875,130.17
Expenditure Category:	Negative Economic Impacts 2.25 Addressing Educational Disparities: Academic, Social, and Emotional Services
Services Status:	Completed Less than 50%
Expenditures through Period:	\$1,781,517.56

#### **Project Overview –Public Health and Negative Economic Impact**

Developing capacity of Digital Literacy instruction and skill development is critical for recovery from the COVID-19 pandemic. To prepare the workforce for the current and future job markets, the City of Houston Public Library (HPL) provides digital literacy skill education in areas that lack access to broadband.

The Mayor’s Office for Adult Literacy will partner with local adult and family literacy providers that meet specified criteria to develop community computer labs located throughout the city to facilitate access to digital and computer literacy within under-resourced communities.

This project also provides Digital Literacy and Digital Equity Navigators which are trained professionals that teach digital literacy to adults and provide sufficient technology support to ensure that the technology in these computer labs is effective.

The project will also expand the “Community Tech Kit Initiative” through the City’s Library and Office of Complete Communities. The expansion will help learners obtain a laptop, a computer, and a hotspot for adult learners residing in targeted communities.

#### **Status Update**

The project is underway. Three partner organizations for literacy labs have been identified with a tentative project launch in the next quarter. The City is working on filling the technology positions. The hotspots have been purchased, delivered, and is being deployed as expected.



# ARPA

## *Project Inventory Continued*

---

### Addressing Educational Disparities

As this program launches, information on the number of students served will be available.

### Promoting Equitable Outcomes, Use of Evidence, and Programmatic Information

As this program launches, information on the types of clients served and their locations will be collected and reported in the annual performance report. This project will start in areas with the most need.



**ARPA**

## *Project Inventory Continued*

---

### ***Administration & Regulatory Affairs***

#### ***BARC – Spay and Neuter Program***

Department:	Administration & Regulatory Affairs (ARA)
Project:	BARC – Spay and Neuter Program
ID Number:	HOU - #020
Estimated Approved Cost:	\$1,000,000.00
Expenditure Category:	Negative Economic Impacts 2.36 Aid to Other Impacted Industries
Status:	Not yet started
Expenditures through Period:	\$0

#### **Project Overview –Public Health and Negative Economic Impact**

During the pandemic, the stray animal population in Houston erupted as non-profit foster and rescue organizations could no longer hold fundraising events to support feeding and medically sustaining the stray animals they formerly took in from city streets. In the three years since the pandemic began, rescue organizations and the BARC animal shelter have reached and exceeded the capacity to care for these animals. The unabated stray population threatens the health and safety of both people and animals in Houston’s most vulnerable communities.

The single best way to begin the control of the stray animal population is a robust low-cost and no-cost spay and neuter program. The approved BARC program will provide targeted spay and neuter initiatives which include microchipping, rabies vaccines, and city registrations. This program will help to decrease the number of stray animals that foster and rescue partners would need to take in.

#### **Status Update**

The ARA Department has made an award recommendation based on the responses from the bid.

#### **Promoting Equitable Outcomes and Use of Evidence**

This program will be launching in areas with the most need in the community. Information will be widespread in areas of low income and those areas with a high stray population.



# ARPA

## Project Inventory Continued

---

### Program Design

*Goals:* While this funding will serve all Houstonians, the main focus will be those areas identified by the City of Houston as Complete Communities.

Selected bidders and BARC will push social media and partner with other city departments that serve these areas to get the word out about the services being provided with this funding.

There is no difference in access to the benefits or services provided outside of answering some basic questions and must be a resident of the City of Houston. The goal is to get pets spay/neuter surgeries to help with the influx of unwanted pets that roam the city streets.

By focusing on those areas designated as Complete Communities, we will be able to ensure pet ownership education reaches those that need it while providing much needed spay/neuter services that can be hard to locate within those areas.

*Awareness:* BARC will push social media and partner with other city departments that serve these areas to get the word out about the services being provided with this funding.

*Access and Distribution:* There is no difference in access to the benefits or services provided outside of answering some basic questions and must be a resident of the City of Houston. The goal is to get pets spay/neuter surgeries to help with the influx of unwanted pets that roam the city streets.

*Outcomes:* By focusing on those areas designated as Complete Communities, we will be able to ensure pet ownership education reaches those that need it while providing much needed spay/neuter services that can be hard to locate within those areas.

### Programmatic Information and Performance Report

As this program launches, information on the number of animals spayed and neutered and their location will be collected and reported in the annual performance report.



# ARPA



---

## ***Mayor’s Office of Human Trafficking and Domestic Violence***

### ***Multicultural Domestic Violence Prevention Outreach Strategy***

Department: Mayor’s Office of Human Trafficking and Domestic Violence (OHT&DV)  
Project: Multicultural Domestic Violence Preventative Outreach Strategy  
ID Number: HOU - #021  
Estimated Approved Cost: \$3,000,000.00  
Expenditure Category: Public Health 1.11 Community Violence Interventions  
Status: Completed less than 50%  
Expenditures through Period: \$70,281.32

#### **Project Overview –Public Health and Negative Economic Impact**

The Multicultural Domestic Violence Preventative Outreach Strategy will engage culturally diverse survivors of and those vulnerable to domestic violence who have been and continue to be disproportionately affected by both domestic violence and the COVID-19 pandemic.

The Houston Police Department and local service providers experienced a significant uptick in calls for service and hotline calls during the pandemic, especially when it comes to immigrant, refugee, and communities of color. This outreach effort serves to provide access to information and materials that are culturally specific and sensitive to those belonging to Houston’s ethnic and racial minorities.

#### **Status Update**

A recommendation for an awardee has been made by the Evaluation Committee.

#### **Promoting Equitable Outcomes , Use of Evidence, Programmatic Information and Performance Report**

This program will be launched in the areas with the most need and are identified as the greatest risk of domestic violence. The program will be evaluated on a quarterly basis. As this program launches, information on the types of clients served and their locations will be collected and reported in the annual performance report.



**ARPA**

## Project Inventory Continued

---

### **Houston Parks and Recreation Department**

#### **Enhance City Park Security**

Department:	Parks and Recreation Department (HPARD)
Project:	Enhance City Park Security
ID Number:	HOU - #022
Estimated Approved Cost:	\$1,915,200.00
Expenditure Category:	Public Health 1.11 Community Violence Intervention
Status:	Less than 50% completed
Expenditures through Period:	\$444,016.44

#### Project Overview –Public Health and Negative Economic Impact

As park visitation has gone up during the COVID-19 pandemic, so have crimes such as illegal dumping, gang activity, shootings, drug use and selling, stolen vehicles, and others. Smaller neighborhood parks have seen most of this increase in the City of Houston by at least 30%.

Through the One Safe Houston Initiative announced by Mayor Turner in February of 2022, there was a call to expand the Urban Park Rangers Dispatch operation. These employees are the first line of defense at the parks in preventing these crimes from occurring and escalating to instances where police officers need to be involved.

#### Status Update

This project is underway.

#### Promoting Equitable Outcomes

These additional park rangers will be dispatched in high crime areas in the City's most underserved communities.

#### Use of Evidence and Programmatic Information

As this program launches, information on the number of hours worked in parks across Houston as well as the location will be collected and reported in the annual performance report.



# ARPA

## Project Inventory Continued

### Performance Indicators

Enhance Park Security - FY 23 2 <sup>nd</sup> Quarter										
Council District	Total Parks in Dist.	Total Sq. Miles	Patrol Coverage (%)	Total Patrol Units	Total UPR Hours	Total Patrol Miles	Incidents Investigated	Parking Citations	Number Incidents Resolved	Significant Incidents
<b>A</b>	19	75	94.00	15	112.5	1350	29	0	29	1
<b>B</b>	47	97	65.00	5	37.5	400	4	0	4	0
<b>C</b>	65	48	98.00	30	225	1800	26	8	26	5
<b>D</b>	51	64	90.00	23	172.5	2185	34	79	34	18
<b>E</b>	20	169	75.00	21	157.5	1656	30	4	22	0
<b>F</b>	12	47	95.00	40	300	2440	18	2	17	0
<b>G</b>	22	44	87.50	23	172.5	1690	20	2	20	1
<b>H</b>	60	45	92.50	18	135	1080	29	5	27	4
<b>I</b>	62	55	80.00	20	150	1300	16	2	16	3
<b>J</b>	11	21	75.00	8	60	520	3	0	2	0
<b>K</b>	24	45	85.00	19	142.5	1615	17	2	17	1
<b>Totals</b>	393	710	85.18	222	1665	16036	226	104	214	33



**ARPA**

## Project Inventory Continued

Enhance Park Security - FY 23 3 <sup>rd</sup> Quarter										
Council District	Total Parks in Dist.	Total Sq. Miles	Patrol Coverage (%)	Total Patrol Units	Total UPR Hours	Total Patrol Miles	Incidents Investigated	Parking Citations	Number Incidents Resolved	Significant Incidents
A	19	75	0.00	0	0	0	0	1	0	0
B	47	97	40.00	19	142.5	1520	18	11	18	0
C	65	48	56.70	28	210	1680	23	15	23	2
D	51	64	68.30	57	427.5	5130	180	560	115	23
E	20	169	63.30	47	352.5	2820	32	12	22	0
F	12	47	78.30	140	1050	9100	50	11	50	15
G	22	44	42.50	23	172.5	1840	15	10	15	5
H	60	45	50.00	43	322.5	2580	57	7	52	13
I	62	55	38.30	54	405	3510	67	15	62	4
J	11	21	30.00	5	37.5	325	2	0	2	0
K	24	45	40.00	37	277.5	3145	42	5	42	0
<b>Totals</b>	<b>393</b>	<b>710</b>	<b>46.14</b>	<b>453</b>	<b>3397.5</b>	<b>31650</b>	<b>486</b>	<b>647</b>	<b>401</b>	<b>62</b>

Enhance Park Security - FY 23 4 <sup>th</sup> Quarter										
Council District	Total Parks in Dist.	Total Sq. Miles	Patrol Coverage (%)	Total Patrol Units	Total UPR Hours	Total Patrol Miles	Incidents Investigated	Parking Citations	Number Incidents Resolved	Significant Incidents
A	19	75	66.7	55	412.5	6600	58	22	58	4
B	47	97	66.7	58	435	5510	60	10	60	5
C	65	48	63.3	60	450	4800	60	25	60	2
D	51	64	86.7	72	540	7920	80	820	80	10
E	20	169	31.7	25	187.5	1875	10	2	10	0
F	12	47	60.0	79	592.5	5530	70	25	70	3
G	22	44	68.3	68	510	6120	55	0	55	6
H	60	45	66.7	70	525	6300	27	8	27	4
I	62	55	38.3	20	150	1700	5	4	6	3
J	11	21	35.0	30	225	2400	15	12	21	2
K	24	45	59.3	66	495	5940	28	2	23	1
<b>Totals</b>	<b>393</b>	<b>710</b>	<b>58.4</b>	<b>603</b>	<b>4522.5</b>	<b>54695</b>	<b>468</b>	<b>930</b>	<b>470</b>	<b>40</b>



**ARPA**

## Project Inventory Continued

---

### Houston Forensic Science Center

#### Case Backlog Funding

Department:	Houston Forensic Science Center (HFSC)
Project:	Case Backlog Funding
ID Number:	HOU - #028
Estimated Approved Cost:	\$4,950,000.00
Expenditure Category:	Negative Economic Impacts 2.36 Aid to Impacted Industries
Status:	Completed Less than 50%
Expenditures through Period:	\$1,160,116.72

#### Project Overview –Public Health and Negative Economic Impact

As crime rates rise, the strain on crime scene investigation units is growing. While there is funding being invested in the front end of preventing crime, these funds are aimed at solving the crime once it happens to get perpetrators off the streets and seek closure for victims. This program will provide funding to the Houston Forensic Science Center for toxicology case outsourcing, overtime for crime scene investigation and firearm investigation staff, and funding for training of new analysts. Additional funding has been allocated to provide training to firearms analysts, to upgrade the E-discovery and the Justice Trax system, to provide temporary labor to support backlog reduction from the Harris County Backlog Reduction Program, and to outsource Digital Multimedia.

A key component of this project is to expand the number of available staff in order to have a long-term solution to the case backlog due to COVID-19 employee absenteeism and increase in crime.

#### Status Update

Training, Overtime, and Toxicology Outsourcing are all ongoing. The Justice Trax System position is hiring. The temporary labor positions are hiring. The Outsourcing for digital multimedia is in the procurement stage.

#### Aid to Impacted Industries

Forensic science centers across the state started experiencing higher rates of employee attrition once the pandemic started. From increased caseloads to staffing shortages due to illness, the Houston Forensic Science Center’s backlog grew as absenteeism grew.



# ARPA

## Project Inventory Continued

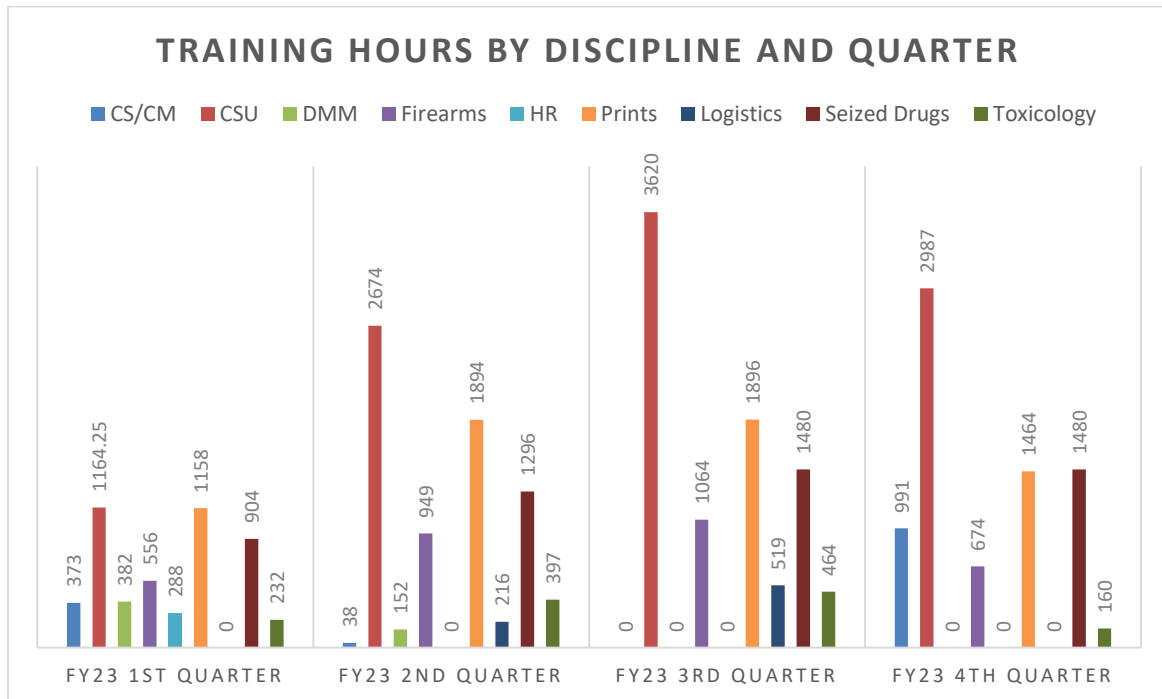
### Promoting Equitable Outcomes and Use of Evidence

This project hopes to recruit employees from the areas of most need in the community as well as solves crime in the areas with the highest crime rates. Once this project launches, it will be evaluated for its effectiveness at reducing the case backlog.

### Programmatic Information and Performance Report

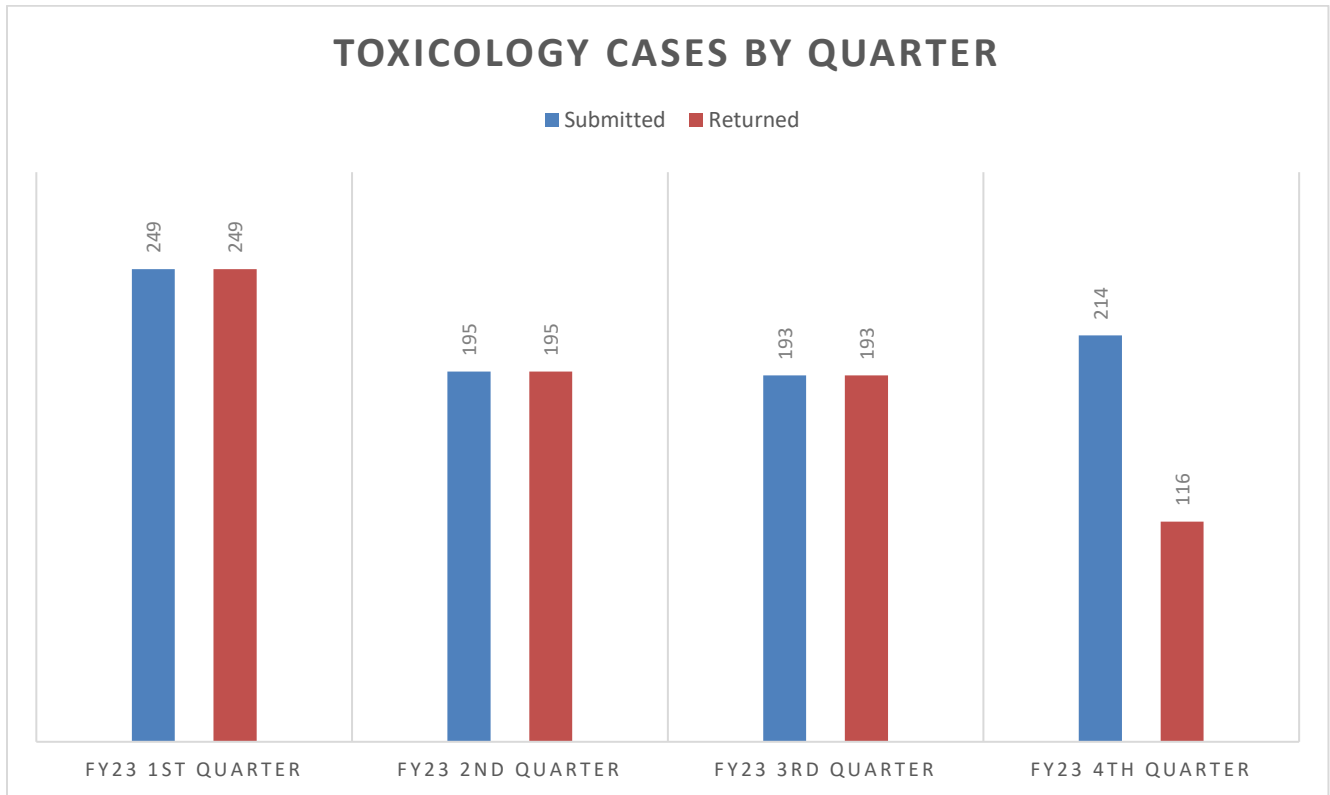
Through this holistic approach, the Houston Forensic Science Center has seen a reduction of 70% and 72% in Toxicology and Latent Print open cases respectively. This dramatic decrease in the backlog will positively impact investigations and the courts, therefore assisting in prosecuting repeat criminal offender.

Total Open Cases:				
	6/30/2022	6/30/2023	Reduction	%
<b>Toxicology</b>	1,371	407	964	70%
<b>Latent Prints</b>	2,171	615	1,556	72%



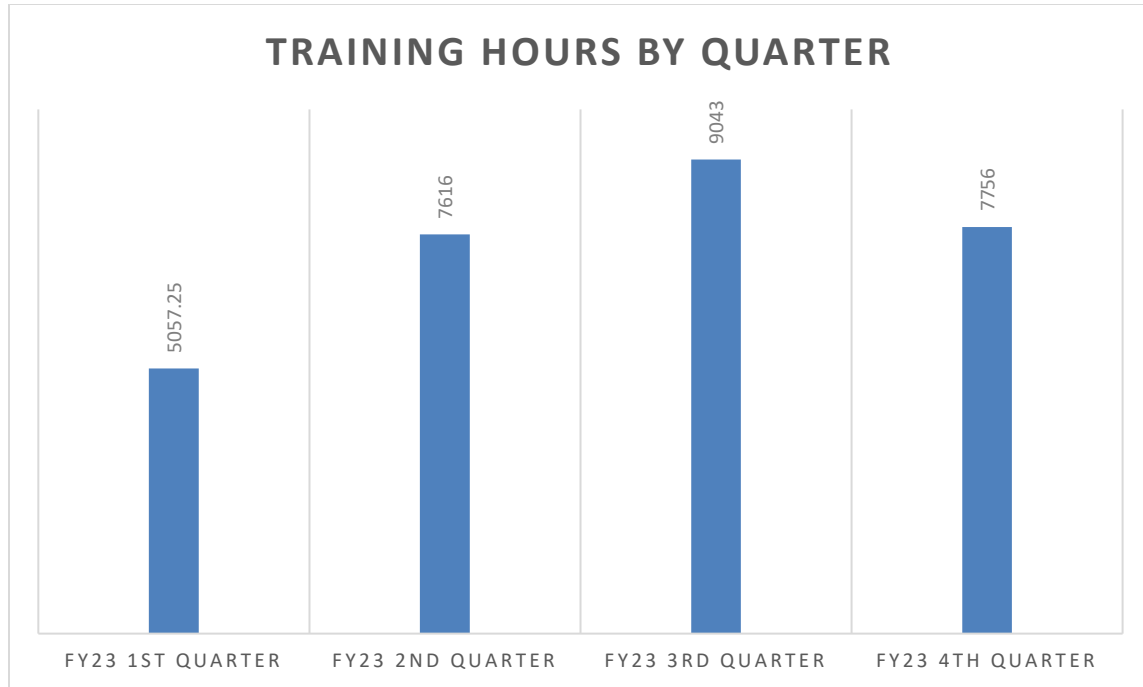
**ARPA**

## Project Inventory Continued



**ARPA**

## Project Inventory Continued



**ARPA**



## *Project Inventory Continued*

---

### ***Houston Information Technology Department***

#### ***Public Safety Radios***

Department:	Information Technology Services (HITS)
Project:	Public Safety Radios
ID Number:	HOU - #029
Estimated Approved Cost:	\$15,000,000.00
Expenditure Category:	Public Health 1.11 Community Violence Intervention
Status:	Completed more than 50%
Expenditures through Period:	\$10,000,000.00

#### Project Overview –Public Health and Negative Economic Impact

In service of approximately 2.3 million Houstonians, the Houston Police Department (HPD) responds to more than 1.1 million calls for service and processes more than 450,000 offense reports each year. HITS is working with multiple other City departments to align resources to purchase, program, install, and deploy a new fleet of radios to HPD that meet the specifications given.

#### Status Update

Due to part shortages, there was an initial delay in manufacturing, and consequentially receiving the radios, speaker microphones, chargers, and batteries. Now, the majority of the equipment has been received. The HITS Public Safety Communications division created and built a specialized programming work station to expedite radio programming by times 500%.

#### Promoting Equitable Outcomes and Use of Evidence

These radios will be deployed in all areas of the City, serving all constituents. Upon project completion every officer in HPD will receive a new radio and the needed accessories (charger, battery, speaker microphone). All HPD vehicles will receive a new mobile radio

#### Programmatic Information and Performance Report

No data can be provided as to where these radios are being used and the details as to what kind of radios were purchased. See additional information in status update above.



# ARPA

---

## ***Mayor's Office for People with Disabilities***

### ***Constituent Referral Program***

Department:	Mayor's Office for People with Disabilities (MOPD)
Project:	Constituent Referral Program
ID Number:	HOU - #030
Estimated Approved Cost:	\$1,095,984.17
Expenditure Category:	Negative Economic Impacts 2.37 Economic Impact Assistance: Other
Status:	Completed less than 50%
Expenditures through Period:	\$83,763.37

#### Project Overview –Public Health and Negative Economic Impact

The COVID-19 pandemic has disproportionately impacted people with disabilities; destabilizing access to direct service providers, straining already limited financial resources for a population struggling to survive on a fixed income, and exacerbating the need for affordable and accessible housing. Additionally, people with disabilities, who already faced significant barriers to education, employment, and full community integration pre-pandemic, saw those gaps widen because of the pandemic. The federal government has recently released guidance on recognizing long Covid as a disability under the Americans with Disabilities Act, so Houston is just beginning to feel the impacts of a population that has recently acquired disabilities and will be seeking support from governmental and nongovernmental organizations to adapt to their new normal.

Throughout the COVID-19 emergency, MOPD staff have fielded thousands of calls from people with disabilities, direct service providers, family members, and professionals seeking relief and referral services throughout the Greater Houston-The Woodlands-Sugar Land census statistical area. This demand has strained MOPD's limited staff capacity and has highlighted the need for additional technological solutions to better open, track, and close out case management requests. MOPD is seeking ARPA funds to support our community liaison program in a major way by hiring additional community liaisons as well as acquiring an online client relationship management system. This client management system will allow the MOPD staff to provide on the spot reliable information and resources to clients, the ability for the liaisons to track clients, and print/share reports as needed.

#### Status Update

The program is fully staffed and is underway.



**ARPA**

## Project Inventory Continued

### Promoting Equitable Outcomes

This program is the frontline to recovery services for people with disabilities in the southeast Texas region. MOPD is the only local government agency of its kind providing case management and referral services to people with disabilities. Since the beginning of the pandemic, MOPD has fielded thousands of calls from Houstonians and Texans in general asking for help in every aspect of life, from getting food delivered to their homes as their chronic illnesses prevented them from going to grocery stores at the height of the pandemic, to families asking for housing and rent assistance as the vouchers they received early on in the pandemic have since expired. Our constituents have multi-faceted concerns and issues that they already had before the pandemic and those have since gotten exacerbated by Covid-19. Tracking these and logging them requires a sturdy support team.

### Use of evidence Project Demographic Distribution, and Performance

	March 27 – April 28	May 1 – May 31	June 1 – June 30
<b># of Constituent Cases</b>	15	64	53
<b>Level of Assistance for Constituent Cases</b>			
Basic	11	37	37
Prevention	2	20	9
Emergency	2	7	7
<b>Assistance Provided for Constituent Cases</b>			
Housing	8	20	9
Financial	3	11	4
Homelessness	1	8	3
Healthcare	0	8	9
Legal	0	10	4
Transportation	1	5	3
Employment	1	4	3
Educational	0	3	1
Assistive Devices	1	6	7
Counseling	0	2	1
Interpreting	0	0	4
Other	2	7	18
<b>Referral Services</b>			
Community Outreach	37	39	38
Presentations Given	3	2	4
<b>Number of People Receiving Referrals</b>	500	580	420



# ARPA

## Project Inventory Continued

---

### Mayor's Office of Cultural Affairs

#### Arts and Culture Stabilization Grants

Department:	Mayor's Office of Cultural Affairs (MOCA)
Project:	Arts and Culture Stabilization Grants
ID Number:	HOU - #40
Estimated Approved Cost:	\$5,000,000.00
Expenditure Category:	Negative Economic Impacts: Aid to Impacted Industries 2.35 Aid to Tourism, Travel, or Hospitality
Status:	Completed less than 50%
Expenditures through Period:	\$1,000,000.00

#### Project Overview –Public Health and Negative Economic Impact

The COVID-19 pandemic resulted in historic losses of earned income to people in the arts and cultural sector due to canceled performances, exhibitions, and gig work for the creative workforce. The City of Houston is vibrant because of its diversity of artists, arts nonprofits, and cultural centers rooted in deep traditions.

The \$5,000,000 will be administered and distributed as direct grants to cultural nonprofits. Allowable expenses will only be payroll, artists fees, and marketing. This gives each recipient the ability to meet their unique needs while ensuring that the majority of the funds are used to support the income of individual artists and administrators who drive the local cultural economy. The two areas of focus are the cultural economic recovery and increased cultural resilience. The recovery will be focused on providing funding for organizations to rehire laid off staff and return employees to pre-pandemic salary levels. This grant will also incentivize direct payments to artists by grantees. The resilience piece will provide funding for direct marketing costs in order to restore cultural economic activity and support and increase cultural tourism.

#### Status Update

Applications went live on June 1, 2023, with a June 30, 2023, deadline that was extended to July 10th due to demand. Decisions on applicants will occur on or before Monday, August 28, 2023. Grant agreements and funding distributed will occur in early September 2023.

#### Promoting Equitable Outcomes

##### *Program Design*



# ARPA

## Project Inventory Continued

---

The design strives to ensure that organizations across all arts and culture disciplines, led by every race, gender expression, sexual orientation, disability status, and socioeconomic class, have access to this funding. The demographic surveys included in the application are optional, but these factors are included in the rating scale, so we ask applicants to provide as much information as possible.

Emphasis will be given to:

- Organizations with arts in their mission statement;
- Organizations that are located in one of the [10 Complete Communities](https://www.houstoncc.org/) [https://www.houstoncc.org/]: Acres Homes, Alief/Westwood, Fort Bend, Gulfton, Kashmere Gardens, Magnolia/Manchester, Near Northside, Second Ward, Sunnyside, and Third Ward;
- Organizations that are located in one of the [Seven State Certified Cultural Districts](https://www.houstontx.gov/culturalaffairs/) [https://www.houstontx.gov/culturalaffairs/]: Arts District Houston, Midtown Cultural Arts & Entertainment District, Theater District Houston, Houston Museum District, East End Cultural District, Third Ward Cultural District, Fifth Ward Cultural District;
- Organizations that represent or are in service to under-resourced populations and communities including: Black, Indigenous, and People of Color (BIPOC), LGBTQ+ communities, low-income communities, individuals with disabilities, individuals in institutions, individuals below the poverty line, individuals with limited English proficiency, military veterans/active duty personnel including the National Guard and Reserves, and youth at risk.

### *Outreach/Community Engagement*

Information session presented virtually on June 13th was recorded and posted on-line with an extensive FAQ that was regularly updated throughout the application process based on incoming questions. Sixteen hours of office hours were provided to respond to individual questions and concerns, which included over 60 questions posed via email. Outreach included advertisement, newsletters, social media posts (example included) by M-AAA, MOCA and several partners.

### Programmatic Information, and Use of Evidence

As this program is launched, information on the grant recipients and activities will be collected and reported on.



## *Project Inventory Continued*

---

### ***Mayor's Office of Complete Communities***

#### ***Houston Financial Empowerment Center***

Department:	Mayor's Office of Complete Communities (MOCC)
Project:	Houston Financial Empowerment Center
ID Number:	HOU - #41
Estimated Approved Cost:	\$68,310.00
Expenditure Category:	Negative Economic Impacts: Assistance to Households 2.25 Addressing Educational Disparities: Academic, Social, and Emotional Services
Status:	Not Yet Started
Expenditures through Period:	\$0

#### Project Overview –Public Health and Negative Economic Impact

The Houston Financial Empowerment Centers (HFECs) were launched to assist residents build resilience and move toward financial independence. The HFECs are critical to economic stability and mobility programs for residence that address the lack of access to financial education and discriminatory banking practices. HFECs aid Houstonians manage their finances, pay down debt, increase savings and establish and build credit. Through a combination of Congressionally Directed Spending and ARPA funding, the HFEC can continue service to its clientele for one year at its four locations.

#### Status Update

Subrecipient agreement is being drafted.

#### Promoting Equitable Outcomes and Use of Evidence

The four HFECs are located in four different Complete Communities, where the highest low-to-moderate income households are located. The four core tenets of the HFECs, provide individualized help, provide high quality financial services, provide financial counseling as a public service, and to promote financial counseling as a natural fit with other social services.

#### Programmatic Information and Performance Report

As this program launches, information on the types of clients served and their locations will be collected and reported in the annual performance report.



# ARPA

## Project Inventory Continued

---

### ***Empowering Solar Jobs***

Department:	Mayor's Office of Complete Communities (MOCC)
Project:	Empowering Solar Jobs
ID Number:	HOU - #035
Estimated Approved Cost:	\$82,500.00
Expenditure Category:	Negative Economic Impacts: Assistance to Households 2.25 Addressing Educational Disparities: Academic, Social, and Emotional Services
Status:	Not Yet Started
Expenditures through Period:	\$0

#### Project Overview –Public Health and Negative Economic Impact

The Empowering Solar Jobs program will help to address the economic impacts caused by the COVID-19 pandemic by serving the hardest-hit communities, assisting workers and their families, and addressing educational disparities. This workforce development program focuses on preparing and accelerating STEM career opportunities for youth and adults living in under-resourced and under-served neighborhoods. The program will also build the capacity of Houston's existing certificate programs by supporting local industry training providers, the Houston Community College and the Lone Star College. This project will be providing grant funds to participants in these training programs, so they may train with low-to-no cost to them.

#### Status Update

Subrecipient agreement is being drafted.

#### Promoting Equitable Outcomes and Use of Evidence

Each year, the Solar Jobs Census finds that solar firms have difficulty hiring for open positions, and the industry sector with the highest level of difficulty was installation and project development where 30% of firms said finding qualified applicants was "very difficult." The most significant reasons that employers identified were competition and a small applicant pool and lack of experience, training, or technical skills among applicants.

#### Programmatic Information and Performance Report

As this program launches, information on participants served and their demographics will be collected and reported in the annual performance report.



# ARPA

## Project Inventory Continued

### Mayor's Office of Homeless Initiatives

#### Dinner to Home

Department:	Mayor's Office of Homeless Initiatives (MOHI)
Project:	Dinner to Home
ID Number:	HOU -#36
Estimated Approved Cost:	\$150,000.00
Expenditure Category:	Negative Economic Impacts: Other 2.37
Status:	Not Yet Started
Expenditures through Period:	\$0

#### Project Overview –Public Health and Negative Economic Impact

While great progress has been made to decrease homelessness, there remains a significant number of people still experiencing homelessness on our streets, who are disproportionately susceptible to COVID-19. 13% of the City's overall homeless population are homeless because of the financial impacts of COVID-19.

This investment of ARPA funds is to continue the Dinner to Home program. This program is designed to attract individuals who may not normally engage with the homeless housing system by providing food that people want to eat in a respectful, dignified atmosphere with tables, chairs, lighting, trash receptacles, restroom and cover. At this site, case managers can form invaluable relationships and offer various services, including housing assessments.

#### Providing Equitable Outcomes, Use of Evidence, and Programmatic Information

The following provides information on how many people were served using funding from the City's General Fund. Contractors were confirmed by City Council and ARPA funding will be spent soon.

	Nov-22	Dec-23	Jan-23	Feb-23	Mar-23	Apr-23	May-23	Jun-23	Total
<b>People Served</b>	755	1,259	1,958	1,982	2,751	2,994	3,560	2,697	<b>17,956</b>
<b>Feedings</b>	10	13	18	16	19	13	15	15	<b>119</b>



# ARPA



### Mayor's Office of Innovation

#### **Illegal Dumping Cameras – Partnership with Harris County**

Department:	Mayor's Office of Innovation (MOI)
Project:	Illegal Dumping Cameras, Harris County
ID Number:	HOU - #37
Estimated Approved Cost:	\$1,930,800.00
Expenditure Category:	Negative Economic Impacts: Other 2.37
Status:	Not Yet Started
Expenditures through Period:	\$0

#### Project Overview –Public Health and Negative Economic Impact

Illegal dumping poses significant health risks and economic harm particularly to vulnerable communities in the City of Houston hardest hit by the pandemic. The City of Houston's Solid Waste Management Department has experienced a 6% to 51% increase in illegal dumping and bulky waste collected by tonnage.

This project will provide funding that will change illegal dumping behavior through greater accountability and enforcement. The EPA's Illegal Dumping Prevention Guidebook recommends that cities use targeted law enforcement to reduce illegal dumping because it helps prevent illegal dumping by increasing deterrence, education, enforcement and community collaboration. The City will contract with Harris County's primary environmental enforcement agency, Harris County Precinct One, Environmental Crimes Unit, for illegal dumping enforcement services. This will provide 6 dedicated investigators and 120 covert cameras. These resources will be deployed in the areas with the most illegal dumping activities.

#### Status Update

The City of Houston is currently drafting a subrecipient agreement to enable the Harris County Environmental Crimes Unit to receive ARPA funds for the purpose of providing illegal dumping enforcement contract services. This agreement is currently being finalized with both parties acting in good faith to execute the agreement and begin services as soon as possible.

Once the agreement is executed by both parties, the Illegal Dumping Enforcement Contract Services program will commence and the Mayor's Office of Innovation will ensure that reporting requirements are met.



# ARPA

## *Project Inventory Continued*

---

### Project Demographic Description

The cameras and law enforcement services outlined in the initiative and pending agreement will focus on combatting illegal dumping in communities disproportionately impacted by the Covid-19 pandemic. The Covid-19 pandemic has disproportionately impacted low-income and minority communities, which also experience high rates of illegal dumping.

Illegal dumping enforcement can help communities disproportionately impacted by Covid-19 by reducing associated health risks, improving environmental quality, fostering community engagement and helping reduce other criminal activity.

In 2022, approximately 75% of all illegal dumping 311 requests were located in neighborhoods where the median household income is lower than \$54K per year. An even greater share of the chronic dumpsites, sites that receive multiple requests for cleanup each year, occur in low-income communities of color. The law enforcement resources and cameras envisioned in this proposal will initially and primarily be allocated towards these low-income and minority communities where dumping is most severe.

### Promoting Equitable Outcomes

The Illegal Dumping Enforcement Contract Services program was designed to promote equitable outcomes by focusing enforcement efforts on low-income minority communities that experience high rates of illegal dumping. This program is part of the Mayor's One Clean Houston initiative, a holistic strategy to combat illegal dumping through rapid cleanup, better enforcement and improved community education.

Once the Illegal Dumping Enforcement Contract Services program begins, the City anticipates a reduction in illegal dumping activity in these low income and minority communities, which will result in improved health outcomes, increased economic opportunity and better quality of life.

### Community Engagement:

As part of the One Clean Houston initiative, the City of Houston has developed a Community Toolkit for illegal dumping and is actively working with community groups in areas that experience high rates of dumping to increase awareness of the harmful impacts of dumping and the City's efforts to curb this activity. The City also has a website that describes all of the One Clean Houston programs, provides information and resources to community members and tracks the City's progress towards the goal of reducing illegal dumping.

Harris County Environmental Crimes Unit also regularly engages with community members



# ARPA

## *Project Inventory Continued*

---

to identify potential violators and help educate the community on proper ways to dispose of waste using the Community Toolkit and other informational resources. The City also hosted a Community Lunch & Learn in an area particularly impacted by dumping that was attended by over 100 residents and the City gathered valuable feedback from this event. Additionally, the City is developing public service announcements and other marketing materials to raise awareness for this project.



**ARPA**

## Project Inventory Continued

---

### Department of Neighborhoods

#### Dangerous Buildings

Department:	Department of Neighborhoods (DON)
Project:	Dangerous Buildings
ID Number:	HOU - #043
Estimated Approved Cost:	\$3,000,000.00
Expenditure Category:	Negative Economic Impacts 2.23 Strong Healthy Communities: Demolition and Rehabilitation of Properties.
Status:	Not yet started
Expenditures through Period:	\$0

#### Project Overview –Public Health and Negative Economic Impact

The City of Houston saw an increase in 44% increase in homicides in 2020 and another 18% in 2021 as well as increased unemployment which resulted in an uptick of foreclosures and evictions. As a result, low socio income neighborhoods in the Houston area have seen a growth in vacant residential properties and unkempt lots. This increase in dangerous buildings and blight in areas already riddled with blight creates a public health and safety issue for residents. Per city ordinance, dangerous buildings are addressed by either demolition, repairs, or securing the property to prevent crime, fire, and deterioration due to exposure to the elements. The DON has a current inventory of 152 residential structures that have been approved and are awaiting demolition and more projects are expected once they have been reviewed by the Building and Standards Commission.

Funding will be utilized for securing vacant or abandoned residential buildings with clearboarding.

The City has identified 77 properties, with more expected, that warrant securing with clearboarding in place of traditional plywood. Plywood-boarded properties can become hubs for crime, drug activity, and fires. They require constant attention from code enforcement to address violations, and police and fire first responder receive calls to the property, placing a strain on city and community resources and budgets.

Polycarbonate clearboarding is a practical and attractive alternative to plywood boarding to secure unoccupied properties without exposing vacancy. Designed to look like traditional windows, the clear polycarbonate boarding prevents vacant and abandoned properties from becoming “zombies” and contributing to community blight. It’s virtually unbreakable,



# ARPA

## *Project Inventory Continued*

---

protecting properties from intrusion by vandals and squatters and reducing the risk for first responders.

The funding will also be utilized for the demolition of dangerous residential buildings to increase public safety and health as part of a strategy for neighborhood revitalization. Selected sites will be located in disproportionately impacted households or communities and be vacant or abandoned.

### Status Update

This project has been approved and is undergoing the necessary procurement procedures.

### Promoting Equitable Outcomes

The pandemic caused disproportionate impacts, or more severe impacts, in certain communities, particularly low income and underserved areas. These communities have faced more severe health and economic outcomes like higher rates of COVID 19 mortality and unemployment, often because pre-existing disparities exacerbated the impact of the pandemic. High rates of vacant or abandoned properties and lots in a neighborhood may exacerbate public health disparities, and research suggests that living near such property is correlated with worse physical health and mental health outcomes. These properties pose environmental hazards, barriers to economic recovery, contribute to poor health outcomes and higher rates of crime.

Programs or services to address vacant or abandoned properties and lots would benefit community health and revitalize neighborhoods.

### Use of Evidence, Project Demographic Distribution, Programmatic Information and Performance Report

As structures are secured and demolished, information will be collected and reported in the annual performance report.

