

SOLID WASTE MANAGEMENT

Department Description and Mission

The mission of the Solid Waste Management Department is to provide the City with integrated municipal waste management services designed to support environmental sustainability and economic development in all communities throughout Houston.

Short-Term Goals

- Reduce dependency on the General Fund by developing a more sustainable revenue system to support the solid waste system.
- Reduce the citywide recycling contamination rate by 5%; from 39% to 34%.
- Amend Refuse Disposal agreements to address maintenance concerns throughout transfer station facilities.
- Examine return on investment of fleet purchases to include "Lease to Purchase" options.
- Optimize Single Stream Recycling processing agreement to benefit operations and enhance improve service delivery.
- Develop departmental compensation evaluation proposal to adjust internal salary disparities to be more consistent with similar positions within Houston's market.

Long-Term Goals

- Utilize available technology to improve communication with residents and related collection services.
- Utilize technological advancements to reduce carbon footprint of operations.
- Develop capital improvement plans to address facility conditions and working environments.
- Explore innovative ways to transition the Gasmer Site to support residential recycling operations.
- Address the City's mass solid waste disposal options by citing a new regional landfill.

FISCAL YEAR 2024 BUDGET

Business Area Program Summary

Business Area: Solid Waste Management
Bus. Area No : 2100

Budget By Program (\$ in thousands):

| Program | FY2022 Actual | | FY2023 Estimate | | FY2024 Budget | |
|--------------------------------------|---------------|---------------|-----------------|----------------|---------------|----------------|
| | Revs | Exps | Revs | Exps | Revs | Exps |
| Administrative Services | 4,118 | 25,385 | 5,552 | 25,526 | 6,105 | 27,399 |
| Container Lease | 4,586 | 993 | 4,508 | 3,554 | 4,727 | 3,622 |
| Curbside Recycling Collections | 6,495 | 5,182 | 4,485 | 6,785 | 4,306 | 7,409 |
| Environmental Maintenance | 1,485 | 36,709 | 0 | 39,467 | 0 | 38,744 |
| Heavy Trash Collections | 0 | 7,550 | 0 | 7,622 | 0 | 7,306 |
| Illegal Dumping | 0 | 499 | 0 | 1,464 | 0 | 441 |
| Residential Drop-Off Collections | 0 | 1,669 | 0 | 1,988 | 0 | 2,290 |
| Residential Waste Collections | 0 | 4,871 | 0 | 6,100 | 0 | 4,304 |
| Sponsorships | 0 | 4,371 | 0 | 4,636 | 0 | 3,863 |
| Yard Waste Collection | 0 | 4,238 | 0 | 5,478 | 0 | 4,025 |
| Debt Service and Interfund Transfers | 0 | 7,110 | 0 | 5,550 | 0 | 5,326 |
| Total | 16,684 | 98,577 | 14,545 | 108,168 | 15,138 | 104,730 |

FTEs by Program:

| Program | FY2022 Actual | | FY2023 Estimate | | FY2024 Budget | |
|--------------------------------------|---------------|--------------|-----------------|--------------|---------------|-------------|
| | FTEs | OT FTEs | FTEs | OT FTEs | FTEs | OT FTEs |
| Administrative Services | 97.5 | 8.5 | 84.7 | 4.1 | 108.5 | 3.3 |
| Container Lease | 0.0 | 0.0 | 8.0 | 2.6 | 8.0 | 2.6 |
| Curbside Recycling Collections | 46.8 | 16.9 | 50.0 | 10.2 | 59.1 | 5.7 |
| Environmental Maintenance | 15.4 | 1.4 | 15.0 | 1.9 | 7.1 | 1.1 |
| Heavy Trash Collections | 80.7 | 27.8 | 78.6 | 30.8 | 85.1 | 14.4 |
| Illegal Dumping | 4.3 | 2.3 | 4.3 | 2.0 | 4.7 | 1.1 |
| Residential Drop-Off Collections | 21.9 | 5.6 | 22.0 | 8.4 | 30.4 | 4.4 |
| Residential Waste Collections | 44.2 | 21.1 | 38.9 | 16.6 | 46.7 | 9.9 |
| Sponsorships | 38.9 | 18.8 | 34.6 | 14.6 | 42.0 | 8.8 |
| Yard Waste Collection | 44.3 | 16.0 | 53.8 | 21.5 | 48.7 | 11.4 |
| Debt Service and Interfund Transfers | 0.0 | 0.0 | 0.0 | 0.0 | 0.0 | 0.0 |
| Total: | 394.0 | 118.4 | 389.9 | 112.7 | 440.3 | 62.7 |

FISCAL YEAR 2024 BUDGET

Business Area Program Detail

Business Area : Solid Waste Management

Bus Area No. : 2100

Administrative Services

Description:

Includes department leadership and daily activities performed in addition to operations administration, financial services, hiring and other support services in alignment with the Mayor's priorities and City standards.

Goal:

Provide sustainable waste management services for a cleaner and greener City.

Mayor's Priority: Sound Financial Management

(\$ in thousands)

| Fund | FY2022 Actual | | FY2023 Estimate | | FY2024 Budget | |
|------------------------|---------------|---------------|-----------------|---------------|---------------|---------------|
| | Revs | Exps | Revs | Exps | Revs | Exps |
| General Fund | 4,106 | 25,385 | 5,552 | 25,526 | 6,105 | 27,399 |
| Recycling Revenue Fund | 12 | 0 | 0 | 0 | 0 | 0 |
| Total | 4,118 | 25,385 | 5,552 | 25,526 | 6,105 | 27,399 |

Staffing:

| Fund | FY2022 Actual | | FY2023 Estimate | | FY2024 Budget | |
|------------------------|---------------|------------|-----------------|------------|---------------|------------|
| | FTEs | OT FTEs | FTEs | OT FTEs | FTEs | OT FTEs |
| General Fund | 97.5 | 8.5 | 84.7 | 4.1 | 108.5 | 3.3 |
| Recycling Revenue Fund | 0.0 | 0.0 | 0.0 | 0.0 | 0.0 | 0.0 |
| Total | 97.5 | 8.5 | 84.7 | 4.1 | 108.5 | 3.3 |

Performance Measure:

| Performance | FY2022 Actual | FY2023 Target | FY2023 Estimate | FY2024 Target |
|---|---------------|---------------|-----------------|---------------|
| Expenditures Adopted Budget vs Actual Utilization | 106% | 98% | 108% | 98% |
| Revenues Adopted Budget vs. Actual Utilization | 115% | 100% | 98% | 100% |

FISCAL YEAR 2024 BUDGET

Business Area Program Detail

Business Area : Solid Waste Management

Bus Area No. : 2100

Container Lease

Description:

Supports appropriate maintenance and purchasing of both black and green containers, replacing parts and tools, rolling stock, and personnel to support deliveries in the four solid waste operations quadrants.

Goal:

Provide a convenient and efficient means to contain and dispose of municipal solid waste and recyclables while generating a revenue stream to cover expenses.

Mayor's Priority: Complete Communities

(\$ in thousands)

| Fund | FY2022 Actual | | FY2023 Estimate | | FY2024 Budget | |
|----------------------|---------------|------------|-----------------|--------------|---------------|--------------|
| | Revs | Exps | Revs | Exps | Revs | Exps |
| General Fund | 4,586 | 993 | 0 | 0 | 0 | 0 |
| Container Lease Fund | 0 | 0 | 4,508 | 3,554 | 4,727 | 3,622 |
| Total | 4,586 | 993 | 4,508 | 3,554 | 4,727 | 3,622 |

Staffing:

| Fund | FY2022 Actual | | FY2023 Estimate | | FY2024 Budget | |
|----------------------|---------------|------------|-----------------|------------|---------------|------------|
| | FTEs | OT FTEs | FTEs | OT FTEs | FTEs | OT FTEs |
| Container Lease Fund | 0.0 | 0.0 | 8.0 | 2.6 | 8.0 | 2.6 |
| General Fund | 0.0 | 0.0 | 0.0 | 0.0 | 0.0 | 0.0 |
| Total | 0.0 | 0.0 | 8.0 | 2.6 | 8.0 | 2.6 |

Performance Measure:

| Performance | FY2022 Actual | FY2023 Target | FY2023 Estimate | FY2024 Target |
|--|---------------|---------------|-----------------|---------------|
| Decrease the number of days to repair, replace and/or provide new container(s) | 15 | 10 | 5 | 5 |

FISCAL YEAR 2024 BUDGET

Business Area Program Detail

Business Area : Solid Waste Management

Bus Area No. : 2100

Curbside Recycling Collections

Description:

Provides bi-weekly residential collection and disposal to more than 393,000 households within its service area.

Goal:

Increase collection tonnage, diversion rate and reduce contamination rate of recyclable materials.

Mayor's Priority: Complete Communities

(\$ in thousands)

| Fund | FY2022 Actual | | FY2023 Estimate | | FY2024 Budget | |
|------------------------|---------------|--------------|-----------------|--------------|---------------|--------------|
| | Revs | Exps | Revs | Exps | Revs | Exps |
| General Fund | 0 | 4,571 | 0 | 4,185 | 0 | 4,762 |
| Recycling Revenue Fund | 6,495 | 611 | 4,485 | 2,600 | 4,306 | 2,647 |
| Total | 6,495 | 5,182 | 4,485 | 6,785 | 4,306 | 7,409 |

Staffing:

| Fund | FY2022 Actual | | FY2023 Estimate | | FY2024 Budget | |
|------------------------|---------------|-------------|-----------------|-------------|---------------|------------|
| | FTEs | OT FTEs | FTEs | OT FTEs | FTEs | OT FTEs |
| General Fund | 43.3 | 16.7 | 45.0 | 10.0 | 54.1 | 5.5 |
| Recycling Revenue Fund | 3.5 | 0.2 | 5.0 | 0.2 | 5.0 | 0.2 |
| Total | 46.8 | 16.9 | 50.0 | 10.2 | 59.1 | 5.7 |

Performance Measure:

| Performance | FY2022 Actual | FY2023 Target | FY2023 Estimate | FY2024 Target |
|--|---------------|---------------|-----------------|---------------|
| Improve on-time collection rate by 50% | 45% | 50% | 45% | 68% |
| Increase diversion rate of recyclable materials by 10% | 59% | 71% | 61% | 67% |
| Reduce citywide recycling contamination rate by 10% | 39% | 29% | 38% | 34% |

FISCAL YEAR 2024 BUDGET

Business Area Program Detail

Business Area : Solid Waste Management

Bus Area No. : 2100

Environmental Maintenance

Description:

Provides remediation services for spill clean-ups, property damage and other miscellaneous support functions for all SWM divisions.

Goal:

Reduce environmental hazards by maximizing performance in response to mitigating spills.

Mayor's Priority: Services & Infrastructure

(\$ in thousands)

| Fund | FY2022 Actual | | FY2023 Estimate | | FY2024 Budget | |
|--------------|---------------|--------|-----------------|--------|---------------|--------|
| | Revs | Exps | Revs | Exps | Revs | Exps |
| General Fund | 1,485 | 36,709 | 0 | 39,467 | 0 | 38,744 |

Staffing:

| Fund | FY2022 Actual | | FY2023 Estimate | | FY2024 Budget | |
|--------------|---------------|---------|-----------------|---------|---------------|---------|
| | FTEs | OT FTEs | FTEs | OT FTEs | FTEs | OT FTEs |
| General Fund | 15.4 | 1.4 | 15.0 | 1.9 | 7.1 | 1.1 |

Performance Measure:

| Performance | FY2022 Actual | FY2023 Target | FY2023 Estimate | FY2024 Target |
|------------------------------------|---------------|---------------|-----------------|---------------|
| Reduce response time by 15 minutes | 60:00 | 60:00 | 60:00 | 45:00 |

FISCAL YEAR 2024 BUDGET

Business Area Program Detail

Business Area : Solid Waste Management

Bus Area No. : 2100

Heavy Trash Collections

Description:

Provides bi-monthly curbside bulky waste collection to more than 393,000 households within its service area.

Goal:

Improve the on-time collection rate of bulky waste collection services to meet service demands.

Mayor's Priority: Complete Communities

(\$ in thousands)

| Fund | FY2022 Actual | | FY2023 Estimate | | FY2024 Budget | |
|--------------|---------------|-------|-----------------|-------|---------------|-------|
| | Revs | Exps | Revs | Exps | Revs | Exps |
| General Fund | 0 | 7,550 | 0 | 7,622 | 0 | 7,306 |

Staffing:

| Fund | FY2022 Actual | | FY2023 Estimate | | FY2024 Budget | |
|--------------|---------------|---------|-----------------|---------|---------------|---------|
| | FTEs | OT FTEs | FTEs | OT FTEs | FTEs | OT FTEs |
| General Fund | 80.7 | 27.8 | 78.6 | 30.8 | 85.1 | 14.4 |

Performance Measure:

| Performance | FY2022 Actual | FY2023 Target | FY2023 Estimate | FY2024 Target |
|-------------------------------------|---------------|---------------|-----------------|---------------|
| Improve daily route coverage by 56% | 27 | 27 | 27 | 42 |

FISCAL YEAR 2024 BUDGET

Business Area Program Detail

Business Area : Solid Waste Management

Bus Area No. : 2100

Illegal Dumping

Description:

The SWM Illegal Dumping Program, in accordance with Mayor Turner's "One Clean Houston" program, addresses illegal dumping, and focuses on three key areas of impact: Rapid clean-up, Better enforcement and Prevention and education. This program takes action against the pervasive problem that negatively impacts the health, safety, and quality of many communities throughout the City of Houston.

Goal:

Prioritize and utilize mechanisms to enhance clean-up efforts and combats illegal dumping by third parties, and reduce blight in distressed communities as well as implement enhanced efforts to prevent and reduces illegal dumping, by utilizing video surveillance, code enforcement officers to issue fines to aggressively pursue violators.

Mayor's Priority: Complete Communities

(\$ in thousands)

| Fund | FY2022 Actual | | FY2023 Estimate | | FY2024 Budget | |
|--------------|---------------|------|-----------------|-------|---------------|------|
| | Revs | Exps | Revs | Exps | Revs | Exps |
| General Fund | 0 | 499 | 0 | 1,464 | 0 | 441 |

Staffing:

| Fund | FY2022 Actual | | FY2023 Estimate | | FY2024 Budget | |
|--------------|---------------|---------|-----------------|---------|---------------|---------|
| | FTEs | OT FTEs | FTEs | OT FTEs | FTEs | OT FTEs |
| General Fund | 4.3 | 2.3 | 4.3 | 2.0 | 4.7 | 1.1 |

Performance Measure:

| Performance | FY2022 Actual | FY2023 Target | FY2023 Estimate | FY2024 Target |
|--------------------------|---------------|---------------|-----------------|---------------|
| Average days to resolve | 45 | 15 | 14 | 10 |
| Number of cases resolved | 3,883 | 4,000 | 4,370 | 5,500 |
| Number of fines issued | N/A | N/A | N/A | 144 |

FISCAL YEAR 2024 BUDGET

Business Area Program Detail

Business Area : Solid Waste Management

Bus Area No. : 2100

Residential Drop-Off Collections

Description:

Provides convenient drop-off collection sites at neighborhood depositories and recycling centers, for Houston residents to properly dispose of waste, recyclables, and household hazardous waste.

Goal:

Provide an added convenience for residents to dispose of items in addition to their curbside collection schedule.

Mayor's Priority: Complete Communities

(\$ in thousands)

| Fund | FY2022 Actual | | FY2023 Estimate | | FY2024 Budget | |
|--------------|---------------|-------|-----------------|-------|---------------|-------|
| | Revs | Exps | Revs | Exps | Revs | Exps |
| General Fund | 0 | 1,669 | 0 | 1,988 | 0 | 2,290 |

Staffing:

| Fund | FY2022 Actual | | FY2023 Estimate | | FY2024 Budget | |
|--------------|---------------|---------|-----------------|---------|---------------|---------|
| | FTEs | OT FTEs | FTEs | OT FTEs | FTEs | OT FTEs |
| General Fund | 21.9 | 5.6 | 22.0 | 8.4 | 30.4 | 4.4 |

Performance Measure:

| Performance | FY2022 Actual | FY2023 Target | FY2023 Estimate | FY2024 Target |
|---|---------------|---------------|-----------------|---------------|
| Decrease average wait time to dispose of waste at neighborhood depositories (in minutes) | 60 | 15 | 60 | 15 |
| Maintain accessibility and the number of operating days at neighborhood depositories sites and recycling centers. | 6 | 6 | 6 | 6 |

FISCAL YEAR 2024 BUDGET

Business Area Program Detail

Business Area : Solid Waste Management

Bus Area No. : 2100

Residential Waste Collections

Description:

Provides weekly residential household garbage collection services to more than 393,000 households within its service area.

Goal:

Ensure proper waste collection and disposal of non-hazardous solid waste in time.

Mayor's Priority: Complete Communities

(\$ in thousands)

| Fund | FY2022 Actual | | FY2023 Estimate | | FY2024 Budget | |
|--------------|---------------|-------|-----------------|-------|---------------|-------|
| | Revs | Exps | Revs | Exps | Revs | Exps |
| General Fund | 0 | 4,871 | 0 | 6,100 | 0 | 4,304 |

Staffing:

| Fund | FY2022 Actual | | FY2023 Estimate | | FY2024 Budget | |
|--------------|---------------|---------|-----------------|---------|---------------|---------|
| | FTEs | OT FTEs | FTEs | OT FTEs | FTEs | OT FTEs |
| General Fund | 44.2 | 21.1 | 38.9 | 16.6 | 46.7 | 9.9 |

Performance Measure:

| Performance | FY2022 Actual | FY2023 Target | FY2023 Estimate | FY2024 Target |
|---|---------------|---------------|-----------------|---------------|
| Increase number of residential routes by 25% | 89 | 89 | 89 | 111 |
| Increase quantity of equipment by 10% to accommodate growth and expansion of City | 212 | 212 | 230 | 253 |

FISCAL YEAR 2024 BUDGET

Business Area Program Detail

Business Area : Solid Waste Management

Bus Area No. : 2100

Sponsorships

Description:

Provides qualifying Homeowner's Associations the opportunity to obtain waste collection services beyond those provided by the City through a waste contractor of their choice.

Goal:

Increase the number of homeowner's associations participation in the Sponsorship Program.

Mayor's Priority: Complete Communities

(\$ in thousands)

| Fund | FY2022 Actual | | FY2023 Estimate | | FY2024 Budget | |
|--------------|---------------|-------|-----------------|-------|---------------|-------|
| | Revs | Exps | Revs | Exps | Revs | Exps |
| General Fund | 0 | 4,371 | 0 | 4,636 | 0 | 3,863 |

Staffing:

| Fund | FY2022 Actual | | FY2023 Estimate | | FY2024 Budget | |
|--------------|---------------|---------|-----------------|---------|---------------|---------|
| | FTEs | OT FTEs | FTEs | OT FTEs | FTEs | OT FTEs |
| General Fund | 38.9 | 18.8 | 34.6 | 14.6 | 42.0 | 8.8 |

Performance Measure:

| Performance | FY2022 Actual | FY2023 Target | FY2023 Estimate | FY2024 Target |
|--------------------------------|---------------|---------------|-----------------|---------------|
| Number of customers in program | 167 | 180 | 180 | 185 |

FISCAL YEAR 2024 BUDGET

Business Area Program Detail

Business Area : Solid Waste Management

Bus Area No. : 2100

Yard Waste Collection

Description:

Provides bi-monthly curbside yard waste collections and disposal services to more than 393,000 households within its service area.

Goal:

Divert grass clippings, leaves, and small branches from the landfill thereby reducing the cost of disposal while repurposing vegetative materials for mulching and composting.

Mayor's Priority: Complete Communities

(\$ in thousands)

| Fund | FY2022 Actual | | FY2023 Estimate | | FY2024 Budget | |
|--------------|---------------|-------|-----------------|-------|---------------|-------|
| | Revs | Exps | Revs | Exps | Revs | Exps |
| General Fund | 0 | 4,238 | 0 | 5,478 | 0 | 4,025 |

Staffing:

| Fund | FY2022 Actual | | FY2023 Estimate | | FY2024 Budget | |
|--------------|---------------|---------|-----------------|---------|---------------|---------|
| | FTEs | OT FTEs | FTEs | OT FTEs | FTEs | OT FTEs |
| General Fund | 44.3 | 16.0 | 53.8 | 21.5 | 48.7 | 11.4 |

Performance Measure:

| Performance | FY2022 Actual | FY2023 Target | FY2023 Estimate | FY2024 Target |
|--|---------------|---------------|-----------------|---------------|
| Improve daily route coverage by 50% | 26 | 26 | 26 | 39 |
| Increase diversion of yard waste by 5% | 5,100 | 5,100 | 5,100 | 5,355 |

FISCAL YEAR 2024 BUDGET

Business Area Program Detail

Business Area : Solid Waste Management

Bus Area No. : 2100

Debt Service and Interfund Transfers

Description:

Budget allocations included in this section reflect debt service payments and/or interfund transfers.

Goal:

To effectively manage debt service payments and interfund transfers.

Mayor's Priority: Other

(\$ in thousands)

| Fund | FY2022 Actual | | FY2023 Estimate | | FY2024 Budget | |
|------------------------|---------------|--------------|-----------------|--------------|---------------|--------------|
| | Revs | Exps | Revs | Exps | Revs | Exps |
| General Fund | 0 | 5,542 | 0 | 3,982 | 0 | 3,982 |
| Recycling Revenue Fund | 0 | 1,568 | 0 | 1,568 | 0 | 1,345 |
| Total | 0 | 7,110 | 0 | 5,550 | 0 | 5,327 |

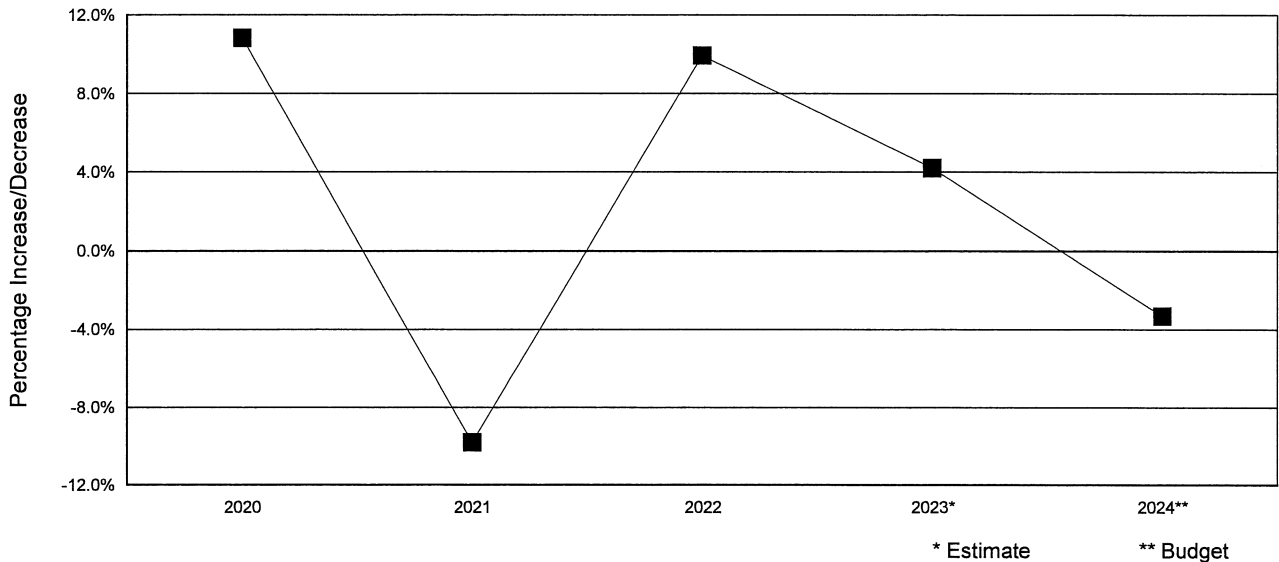
FISCAL YEAR 2024 BUDGET

Business Area Budget Summary

Fund Name : General Fund
Business Area : Solid Waste Management
Fund No. /Bus. Area No. : 1000 / 2100

| | | FY2022 Actual | FY2023 Current Budget | FY2023 Estimate | FY2024 Budget |
|---|--|-------------------|--------------------------|--------------------|--------------------------|
| Expenditures | Personnel Services | 40,029,723 | 38,944,639 | 38,944,640 | 40,375,828 |
| | Supplies | 414,344 | 514,888 | 541,238 | 625,525 |
| | Other Services and Charges | 49,411,569 | 56,558,262 | 56,556,911 | 52,023,927 |
| | Non-Capital Equipment | 999,742 | 446,097 | 421,097 | 109,240 |
| | Total M & O Expenditures | <u>90,855,378</u> | <u>96,463,886</u> | <u>96,463,886</u> | <u>93,134,520</u> |
| | Debt Service & Other Uses | 5,541,895 | 3,981,745 | 3,981,745 | 3,981,745 |
| | Total Expenditure | <u>96,397,273</u> | <u>100,445,631</u> | <u>100,445,631</u> | <u>97,116,265</u> |
| Revenues | | 10,176,658 | 6,025,500 | 5,551,500 | 6,104,500 |
| Staffing | Full-Time Equivalents - Civilian | 390.5 | 422.2 | 376.8 | 427.2 |
| | Full-Time Equivalents - Classified | 0.0 | 0.0 | 0.0 | 0.0 |
| | Full-Time Equivalents - Cadets | 0.0 | 0.0 | 0.0 | 0.0 |
| | Total | <u>390.5</u> | <u>422.2</u> | <u>376.8</u> | <u>427.2</u> |
| | Full-Time Equivalents - Overtime | 118.1 | 62.1 | 109.9 | 59.9 |
| Significant Budget Changes and Highlights | <ul style="list-style-type: none"> o The FY2024 Budget provides funding for health benefits, pension contribution, and municipal employees contractual pay increases. o In November 2022, Container Lease Fund (2313) was created by Ordinance 2022-865, which includes transfer of personnel, supplies and services, as well as revenue from the General Fund. o The FY2024 Budget reflects a transfer of 9 facilities and 11 maintenance support staff to the General Services Department Maintenance Renewal and Replacement Fund. o The FY2024 Budget includes the funding for additional 6 code enforcement officers and solid waste supervisors. | | | | |

**General Fund
Solid Waste Management
Year over Year Expenditure Change**



FISCAL YEAR 2024 BUDGET

Business Area Budget Summary

Fund Name : Recycling Revenue Fund
 Business Area : Solid Waste Management
 Fund No. /Bus. Area No. : 2305 / 2100

| | | FY2022 Actual | FY2023 Current Budget | FY2023 Estimate | FY2024 Budget |
|--------------|----------------------------|------------------|--------------------------|--------------------|------------------|
| Expenditures | Personnel Services | 379,932 | 440,669 | 440,669 | 454,494 |
| | Supplies | 880 | 3,300 | 22,800 | 25,500 |
| | Other Services and Charges | 164,364 | 2,082,113 | 2,062,613 | 2,101,080 |
| | Non-Capital Equipment | 66,000 | 73,951 | 73,951 | 66,000 |
| | Total M & O Expenditures | 611,176 | 2,600,033 | 2,600,033 | 2,647,074 |
| | Debt Service & Other Uses | 1,568,442 | 1,568,442 | 1,568,442 | 1,344,671 |
| | Total Expenditure | 2,179,618 | 4,168,475 | 4,168,475 | 3,991,745 |

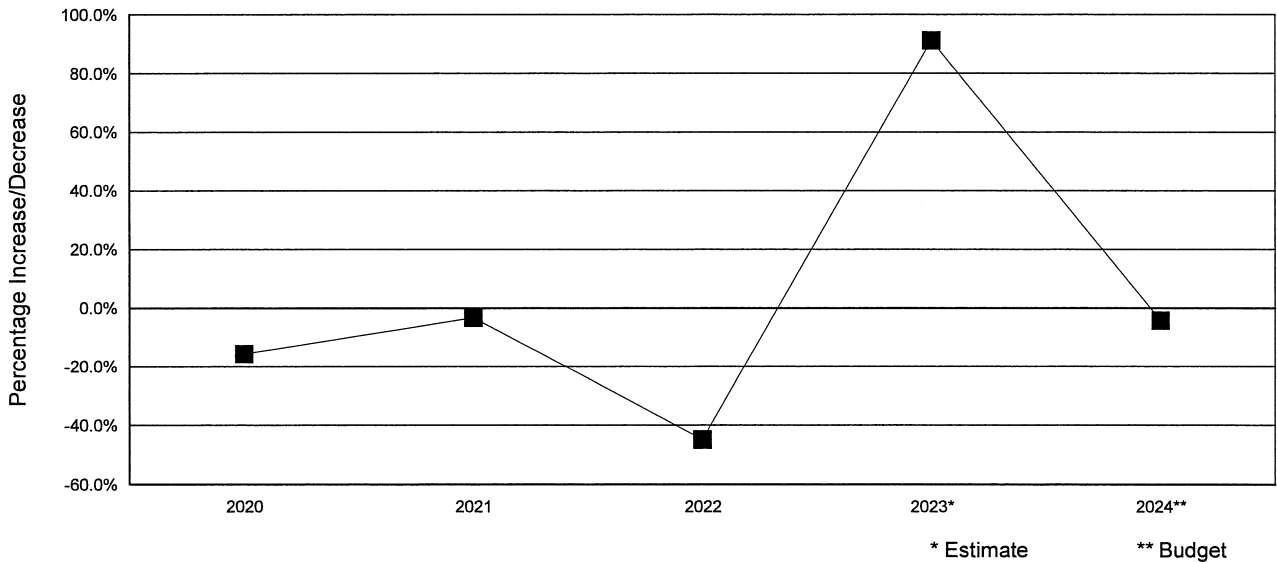
| | | | | |
|----------|-----------|-----------|-----------|-----------|
| Revenues | 6,507,287 | 4,276,244 | 4,484,597 | 4,306,244 |
|----------|-----------|-----------|-----------|-----------|

| | | | | | |
|----------|------------------------------------|-----|-----|-----|-----|
| Staffing | Full-Time Equivalents - Civilian | 3.5 | 5.0 | 5.0 | 5.0 |
| | Full-Time Equivalents - Classified | 0.0 | 0.0 | 0.0 | 0.0 |
| | Full-Time Equivalents - Cadets | 0.0 | 0.0 | 0.0 | 0.0 |
| | Total | 3.5 | 5.0 | 5.0 | 5.0 |
| | Full-Time Equivalents - Overtime | 0.2 | 0.2 | 0.2 | 0.2 |

Significant Budget Changes and Highlights

- o The FY2024 Budget provides funding for health benefits, pension contribution, and municipal employees contractual pay increases.
- o Increased focus on educating and promoting the single stream recycling program and compostable bag program to the community to emphasize the importance of diverting valuable resources from the landfill, and promoting "cleaning up" recycling to maximize the value of materials collected.

**Recycling Revenue Fund
 Solid Waste Management
 Year over Year Expenditure Change**

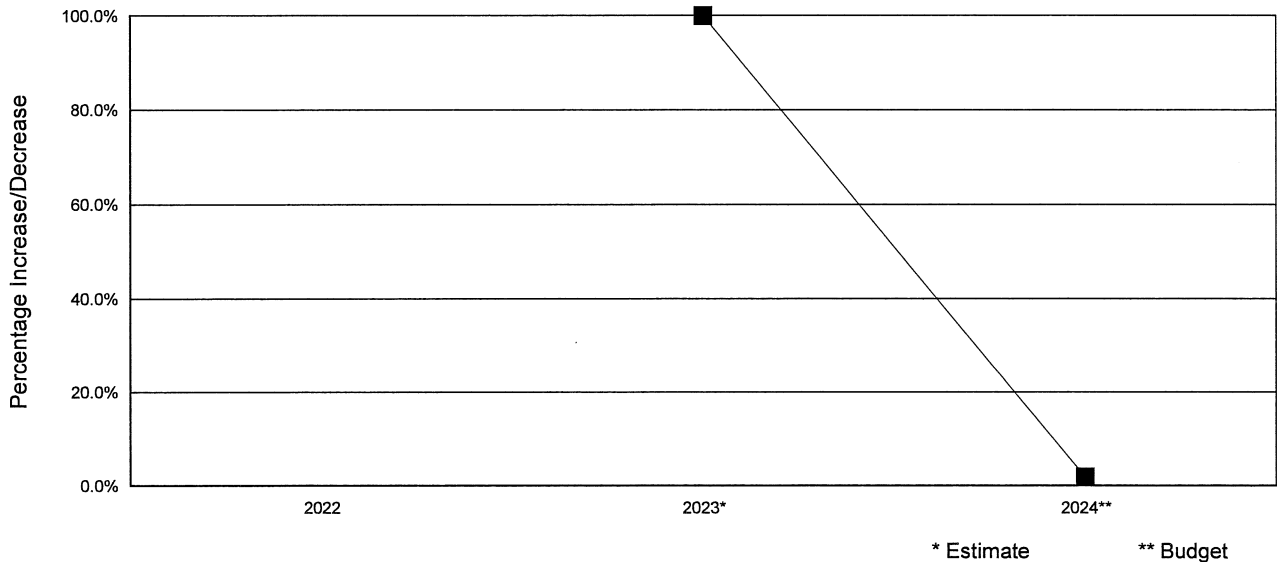


FISCAL YEAR 2024 BUDGET

Business Area Budget Summary

| | | | | | |
|---|--|-------------------------------|----------------------------------|----------------------------|--------------------------|
| Fund Name : | | Container Lease Fund | | | |
| Business Area : | | Solid Waste Management | | | |
| Fund No. /Bus. Area No. : | | 2313 / 2100 | | | |
| | | FY2022 Actual | FY2023 Current Budget | FY2023 Estimate | FY2024 Budget |
| Expenditures | Personnel Services | 0 | 855,258 | 855,258 | 893,769 |
| | Supplies | 0 | 78,712 | 78,712 | 93,600 |
| | Other Services and Charges | 0 | 147,949 | 120,183 | 134,738 |
| | Non-Capital Equipment | 0 | 2,500,000 | 2,500,000 | 2,500,000 |
| | Total M & O Expenditures | 0 | 3,581,919 | 3,554,153 | 3,622,107 |
| | Debt Service & Other Uses | 0 | 0 | 0 | 0 |
| | Total Expenditure | 0 | 3,581,919 | 3,554,153 | 3,622,107 |
| Revenues | | 0 | 4,500,000 | 4,508,435 | 4,727,000 |
| Staffing | Full-Time Equivalents - Civilian | 0.0 | 8.0 | 8.0 | 8.0 |
| | Full-Time Equivalents - Classified | 0.0 | 0.0 | 0.0 | 0.0 |
| | Full-Time Equivalents - Cadets | 0.0 | 0.0 | 0.0 | 0.0 |
| | Total | 0.0 | 8.0 | 8.0 | 8.0 |
| | Full-Time Equivalents - Overtime | 0.0 | 2.6 | 2.6 | 2.6 |
| Significant Budget Changes and Highlights | <ul style="list-style-type: none"> o The FY2024 Budget provides funding for health benefits, pension contribution, and municipal employees contractual pay increases. o On November 8, 2022, Council approved Ordinance 2022-865, which amended Chapter 39 of the Code of Ordinances and established the Container Lease Fund. Once approved by Council, the fee was added to the City's fee schedule and is subject to the annual Consumer Price Index (CPI). | | | | |

**Container Lease Fund
Solid Waste Management
Year over Year Expenditure Change**



FISCAL YEAR 2024 BUDGET

Business Area Revenues Summary

Business Area : Solid Waste Management

Business Area No. : 2100

| Category | FY2022 Actual | FY2023 Current Budget | FY2023 Estimate | FY2024 Budget |
|--------------------------|--------------------------|----------------------------------|----------------------------|--------------------------|
| Charges for Services | 7,585,442 | 7,285,000 | 7,444,000 | 7,774,000 |
| Interest | 18,510 | 20,000 | 97,011 | 115,000 |
| Licenses and Permits | 2,387,739 | 3,110,000 | 2,437,000 | 2,862,000 |
| Miscellaneous/Other | 2,828,818 | 523,000 | 702,777 | 523,000 |
| Other Fines and Forfeits | 192 | 500 | 500 | 500 |
| Other Resources | 3,863,244 | 3,863,244 | 3,863,244 | 3,863,244 |
| Grand Total | 16,683,945 | 14,801,744 | 14,544,532 | 15,137,744 |