



OFFICE OF THE CITY CONTROLLER
CITY OF HOUSTON
TEXAS

RONALD C. GREEN

To: Mayor Annise D. Parker
City Council Members

From: Ronald C. Green
City Controller

Date: July 3, 2014

**Subject: May 2014
Financial Report**

Attached is the Monthly Financial Report for the period ending May 31, 2014.

GENERAL FUND

The Controller's Office is projecting an ending fund balance of \$198 million for FY2014. This is \$5.6 million lower than the projection of the Finance Department. The difference is due to a \$5.6 million higher revenue projection from the Finance Department. Based on our current projections, the fund balance will be \$59.8 million above the City's target of holding 7.5% of total expenditures, excluding debt service, in reserve.

We have increased our revenue projection \$5.6 million over last month's projection. Industrial Assessments was increased \$2 million to reflect actual collections thru June. Sales Tax was increased \$1.3 million for April's actual receipt being higher than expected. Licenses & Permits was increased \$657,000 for higher Burglar Alarm and Special Fire permit receipts. Intergovernmental was decreased \$338,000 for lower TIRZ administrative fees. Charges for Services was increased \$2.1 million for Ambulance Fees received. Indirect Interfund was decreased \$264,000 for lower charges to Grants. Miscellaneous/Other was increased \$1.1 million for Miscellaneous one-time receipts in May.

The major differences are in three categories:

- (1) Industrial Assessments are \$1 million higher, as Controller's Office is reflecting actual receipts received in June.
- (2) Municipal Courts Fines and Forfeits are \$1.7 million lower, as Controller's Office is projecting lower Moving Violation receipts.
- (3) Miscellaneous/Other is \$2.2 million lower, as Controller's Office is reflecting lower non-recurring receipts expected in June.

Expenditure projections were unchanged in total, although IT increased \$3 million, reflecting funding for the Maintenance Renewal and Replacement INFOR Application. These funds were transferred from General Government.

ENTERPRISE FUNDS

Our projection for the Combined Utility System Operating Transfers decreased \$5.6 million for lower Debt Service costs of \$4 million, for lower variable rate costs, a lower transfer to Storm Water of \$913,000, and lower transfer for equipment of \$646,000.

Our projection for the Storm Water Fund expenditures decreased \$911,000 for lower personnel costs, construction materials, and vehicle maintenance costs. Operating Transfers was also decreased \$913,000 reflecting a lower transfer in from CUS.

**Mayor Annise D. Parker
City Council Members
May Monthly Financial Report**

There were no material changes in the Aviation, Convention and Entertainment Operating Fund, and the Dedicated Drainage & Street Renewal Fund.

COMMERCIAL PAPER AND BONDS

The City's practice has been to maintain no more than 20% of the total outstanding debt for each type of debt in a variable rate structure. As of May31, 2014, the ratio of unhedged variable rate debt for each type of outstanding debt was:

General Obligation	7.6%
Combined Utility System	3.0%
Aviation	17.5%
Convention and Entertainment	20.9%

Respectfully submitted,

A handwritten signature in black ink, appearing to read "Ronald C. Green", written over a horizontal line.

Ronald C. Green
City Controller



CITY OF HOUSTON

Finance Department

Annise D. Parker

Mayor

Finance Department
P.O. Box 1562
Houston, Texas 77251-1562

T. 832-393-9051
F. 832-393-9116
www.houstontx.gov

To: Mayor Annise D. Parker
City Council Members

Date: July 3, 2014

Subject: 11+1 Financial Report

Attached is the 11+1 Financial Report for the period ending May 31, 2014. Fiscal Year 2014 projections are based on eleven months of actual results and one month of projections.

General Fund

We are currently projecting ending fund balance of \$203.6 million, which is approximately \$3 million more than last month and 11.1% of expenditures less debt service payments.

The projection for Revenues and Other Sources increased by \$3 million from last month due to the following forecast changes:

- Property Tax decreased by \$2.1 million mainly due to reclassification of unclaimed refunds of property tax and higher tax incentive reimbursements,
- Licenses and Permits increased by \$546,000 mainly due to Limousine Permits and Burglar Alarm Permits being higher than anticipated,
- Charges for Services increased by \$944,000 mainly due to Platting Fees and Passport Service Fees being higher than anticipated,
- Indirect Interfund Services decreased by \$264,000 due to a decrease in Indirect Cost Recovery from grants,
- Miscellaneous/Other revenue increased by \$4.5 million mainly due to a reclassification of unclaimed refunds of property tax and higher than anticipated miscellaneous receipts,
- Sale of Capital Assets decreased by \$650,000 due to lower than anticipated street and easement sales.

The projection for Expenditures and Other Uses is relatively unchanged from last month. It reflects budget transfers from General Government to HITS of \$3 million for the purchase of INFOR work order management software approved by Council.

Enterprise, Special Revenue and Other Funds

We are projecting no change in Enterprise Funds, Special Revenue Funds and all other funds from the 10+2 Report, with the exception of the following:

Combined Utility System

Operating Transfers decreased by \$5.6 million mainly due to lower variable debt service costs of \$4 million, a lower transfer to the Storm Water Fund of \$913,000, and a delay in purchasing equipment services of \$646,000.

Storm Water Fund

Expenditures decreased by \$911,000 mainly due to lower costs in personnel, construction materials, and vehicle maintenance. As a result, Operating Transfer-In decreased by \$913,000.

Property and Casualty Fund

Revenues and Expenditures decreased by \$1.7 million due to cost for legal services being less than anticipated.

Building Inspection Fund

Revenues increased by \$1.6 million mainly due to higher permit activities.

Essential Public Health Services Fund

Expenditures decreased by \$3.2 million mainly due to delays in implementing various Texas 1115 Medicare waiver projects.

Parking Management Fund

Revenues increased by \$369,000 mainly due to higher parking fees and violations than anticipated.

If you have any questions, please feel free to contact me.

Sincerely,

A handwritten signature in black ink, appearing to read "Kelly Dowe", written over a horizontal line.

Kelly Dowe

Director

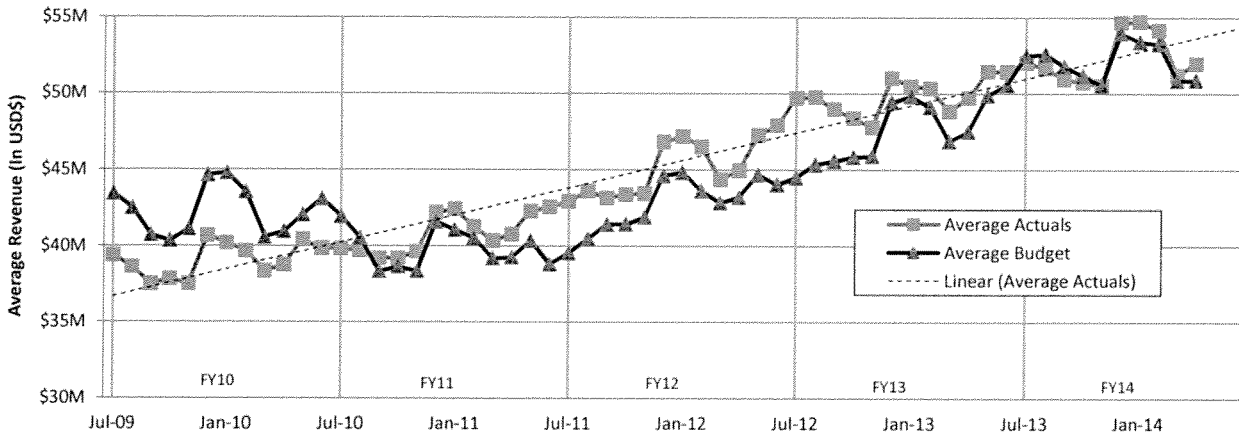




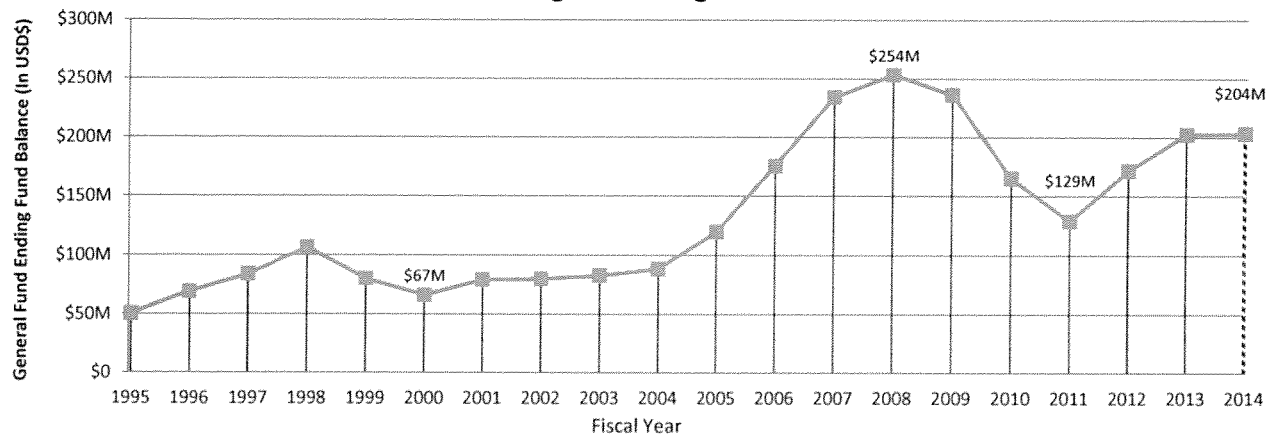
General Fund (Fund 1000)

Sales Tax Growth and Comparative Fund Balance

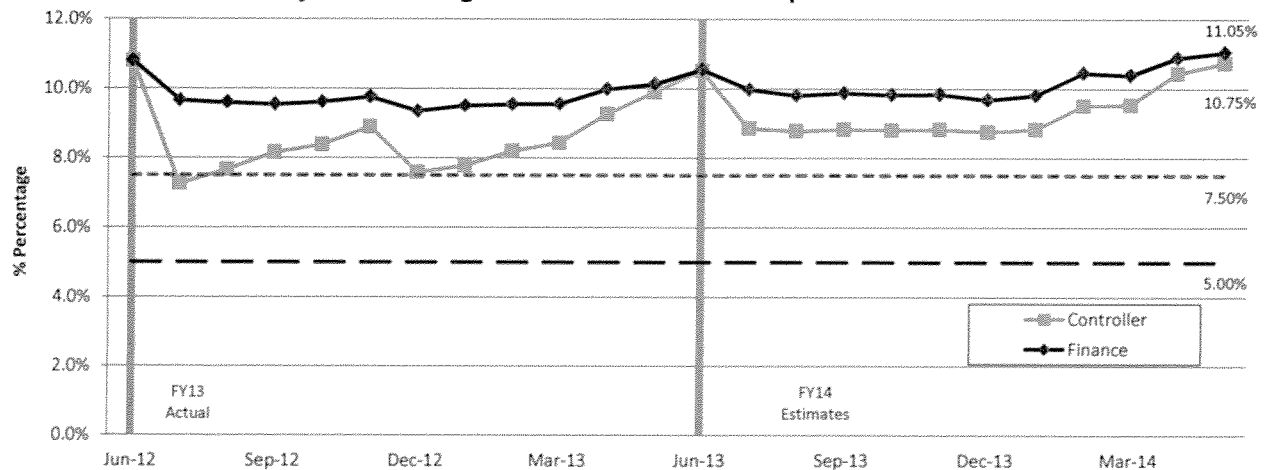
Sales Tax - Three-month Rolling Average



Historical Unassigned Ending Fund Balance



General Fund Comparative Fund Balance Annual Projected Ending Fund Balance as % of Expenditures Less Debt*



*The City desires to maintain an ending fund balance equal to 7.5% of expenditures before debt service. Ordinance 2003-474 requires a 5% fund balance of expenditures before debt service.



General Fund (Fund 1000)

For the period ended May 31, 2014
(amounts expressed in thousands)

Actual YTD
Current Budget

FY2014									Controller - Finance	Controller
	FY2013 Actual	Current Budget	Controller's Projection	Finance Projection	Actual YTD	Controller - Finance Variance				
Revenues										
General Property Taxes	910,034	945,408	979,503	979,801	982,342	(298)	<div><div></div></div>			
Industrial Assessments	29,845	15,000	16,000	15,000	11,412	1,000	<div><div></div></div>			
Sales Tax	600,256	629,602	632,960	633,000	580,077	(40)	<div><div></div></div>			
Other Taxes	10,083	9,995	13,000	13,634	10,306	(634)	<div><div></div></div>			
Electric Franchise	103,941	100,526	100,526	100,526	91,535	-	<div><div></div></div>			
Telephone Franchise	45,143	44,623	43,525	43,647	40,426	(122)	<div><div></div></div>			
Gas Franchise	19,194	16,492	16,492	16,492	15,118	-	<div><div></div></div>			
Other Franchise	27,026	26,812	27,177	27,513	25,512	(336)	<div><div></div></div>			
Licenses and Permits	34,220	32,819	34,562	35,254	32,432	(692)	<div><div></div></div>			
Intergovernmental	12,354	21,063	19,149	19,149	8,823	-	<div><div></div></div>			
Charges for Services	42,232	47,759	48,596	49,077	45,539	(481)	<div><div></div></div>			
Direct Interfund Services	43,520	46,455	45,921	45,921	39,503	-	<div><div></div></div>			
Indirect Interfund Services	16,908	20,558	18,958	18,958	14,975	-	<div><div></div></div>			
Municipal Courts Fines and Forfeits	31,814	33,799	29,643	31,308	27,125	(1,665)	<div><div></div></div>			
Other Fines and Forfeits	4,666	4,648	4,484	4,525	4,167	(41)	<div><div></div></div>			
Interest	3,081	3,000	2,250	2,400	2,194	(150)	<div><div></div></div>			
Miscellaneous/Other	10,129	8,058	14,904	17,062	14,163	(2,158)	<div><div></div></div>			
Total Revenues	1,944,446	2,006,617	2,047,650	2,053,267	1,945,649	(5,617)	<div><div></div></div>			
Expenditures										
Administration & Regulatory Affairs	27,746	25,911	25,911	25,911	23,029	-	<div><div></div></div>			
City Council	6,012	6,682	6,682	6,682	5,654	-	<div><div></div></div>			
City Secretary	775	862	862	862	694	-	<div><div></div></div>			
Controller	7,553	8,398	8,398	8,398	7,298	-	<div><div></div></div>			
Finance	10,267	19,190	19,190	19,190	15,046	-	<div><div></div></div>			
Fire	433,176	457,884	457,884	457,884	415,554	-	<div><div></div></div>			
General Services	48,641	50,907	50,907	50,907	39,526	-	<div><div></div></div>			
Health and Human Services	43,956	53,419	53,268	53,268	48,034	-	<div><div></div></div>			
Housing and Community Development	2,483	1,348	1,348	1,348	499	-	<div><div></div></div>			
Houston Emergency Center	11,856	12,171	12,171	12,171	12,171	-	<div><div></div></div>			
Human Resources	3,467	3,559	3,559	3,559	2,904	-	<div><div></div></div>			
Information Technology	18,394	24,650	24,650	24,650	18,060	-	<div><div></div></div>			
Legal	13,779	15,468	15,468	15,468	13,508	-	<div><div></div></div>			
Library	33,315	38,359	38,359	38,359	33,953	-	<div><div></div></div>			
Mayor's Office	6,125	7,159	7,159	7,159	6,374	-	<div><div></div></div>			
Municipal Courts	22,185	25,210	25,210	25,210	22,491	-	<div><div></div></div>			
Neighborhoods	10,090	11,433	11,433	11,433	9,636	-	<div><div></div></div>			
Office of Business Opportunity	2,254	2,638	2,638	2,638	2,261	-	<div><div></div></div>			
Parks and Recreation	64,098	66,530	66,530	66,530	57,596	-	<div><div></div></div>			
Planning and Development	7,120	7,744	7,744	7,744	6,717	-	<div><div></div></div>			
Police	697,417	727,711	727,711	727,711	660,213	-	<div><div></div></div>			
Public Works and Engineering	37,383	34,958	34,958	34,958	30,923	-	<div><div></div></div>			
Solid Waste Management	68,935	72,150	72,150	72,150	61,239	-	<div><div></div></div>			
Total Departmental Expenditures	1,577,027	1,674,341	1,674,190	1,674,190	1,493,381	-	<div><div></div></div>			
General Government	128,425	174,334	167,334	167,334	112,203	-	<div><div></div></div>			
Total Expenditures Other Than Debt	1,705,452	1,848,675	1,841,524	1,841,524	1,605,584	-	<div><div></div></div>			
Debt Service Transfer	240,203	243,813	243,813	243,813	243,813	-	<div><div></div></div>			
Total Expenditures and Other Uses	1,945,655	2,092,488	2,085,337	2,085,337	1,849,397	-	<div><div></div></div>			
Net Current Activity	(1,209)	(85,871)	(37,687)	(32,070)	96,252	(5,617)				
Other Financing Sources (Uses)										
Proceeds from Notes	10,666	-	-	-	-	-				
Transfers from Other Funds	30,742	27,770	29,208	29,208	20,649	(0)	<div><div></div></div>			
Sale of Capital Assets	4,602	2,500	1,850	1,850	1,171	-	<div><div></div></div>			
Total Other Financing Sources (Uses)	46,010	30,270	31,058	31,058	21,821	(0)	<div><div></div></div>			
Fund Balances										
Fund Balance - Beginning of Year	171,677	202,839	202,839	202,839	202,839	-				
Changes to Designated Fund Balance*	(15,000)	1,000	1,740	1,740	-	-				
Budgeted Increase/(Decrease) in Fund Balance	44,801	(55,601)	(34,308)	(34,308)	118,072	-				
Change in Inventory/Prepaid Items/Imprest Cash	1,361	-	-	-	-	-				
(Budgeted Gap)/Increase in Fund Balance**	-	-	27,679	33,296	-	(5,617)				
Fund Balance, End of Year***	202,839	148,238	197,950	203,567	320,911	(5,617)				

*The Rainy day Fund of \$20 million became unassigned in FY2011. In FY2012, the City reassigned \$5M to the Rainy Day Fund and another \$15M in FY2013. The total designation for the Rainy Day Fund is currently \$20M. In FY2014, the City designated \$1.72M out of the General Fund fund balance as restricted in the event that DARLEP collections are insufficient (Ordinance 2012-98)

**A negative number in the Controller or Finance projections represents a gap between sources and uses of funds that was not included in the adopted budget. If this gap was not addressed by decreasing uses or increasing the sources of funds, it would require a drawdown of fund balance in order to balance the budget. A positive number represents a projected increase in fund balance.

***The City desires to maintain an ending fund balance equal to 7.5% of expenditures less Debt Service which is \$138,114 based on current projections. Ordinance 2003-474 requires a 5% fund balance of expenditures less Debt Service. The City will be \$59,836 above 7.5% based on the Controllers Projections for FY2014.

- Indicates projection exceeds 5% or \$5M of budget expenditures or projected revenues are 5% or \$5M less than current budget





Fund Summary - Other Funds
For the period ended May 31, 2014
(amounts expressed in thousands)

	Beginning of Year Fund Balance	Revenues*					Finance	Controller
		FY2013 Actual	FY2014 Current Budget	FY2014 Actual YTD	Controller's Projection	Finance Projection		
<u>Enterprise</u>								
Aviation		442,023	460,602	428,787	460,602	460,602	✓	✓
Convention and Entertainment Facilities		89,080	95,385	95,567	95,385	95,385	✓	✓
Combined Utility System		972,259	1,022,558	946,817	1,032,296	1,032,296	✓	✓
Dedicated Drainage & Street Renewal**	93,801	179,359	176,908	163,465	187,684	187,684	✓	✓
Storm Water**	5,000	49,971	55,725	49,817	52,427	52,427	✓	✓
<u>Risk Management</u>								
Health Benefits	9,233	336,300	357,070	329,147	358,566	358,566	✓	✓
Long-Term Disability	444	1,307	1,326	1,210	1,320	1,320	✓	✓
Property and Casualty	77	24,595	35,766	20,268	32,808	32,808	✓	✓
Worker's Compensation	-	20,269	24,855	23,122	24,855	24,855	✓	✓
<u>Special Revenue</u>								
Asset Forfeiture	6,500	9,189	6,629	7,579	7,051	7,051	✓	✓
Auto Dealers	3,760	7,216	6,795	6,526	7,257	7,257	✓	✓
BARC Special Revenue	783	7,755	8,563	8,784	8,881	8,881	✓	✓
Building Inspection	15,167	63,984	61,953	69,125	73,434	73,434	✓	✓
Building (Court) Security	22	892	900	755	866	866	✓	✓
Cable Television	2,891	4,131	4,214	3,156	4,202	4,202	✓	✓
Child Safety	209	3,298	3,090	3,015	3,235	3,235	✓	✓
Contractors Responsibility	3,075	738	472	315	472	472	✓	✓
Digital Automated Red Light Enforcement	-	160	3,052	584	702	702	✓	✓
Digital Houston	1,192	14	12	6	7	7	✓	✓
Essential Public Health Services	2,565	2,565	14,279	12,052	12,053	12,053	✓	✓
Forensic Transition Special	-	-	19,918	12,541	16,726	16,726	✓	✓
Health Special Revenue	4,440	2,268	2,888	3,179	3,375	3,375	✓	✓
Historic Preservation	935	253	213	314	335	335	✓	✓
Houston Emergency Center	3,401	23,262	25,190	20,697	24,990	24,990	✓	✓
Houston Transtar Center	2,286	2,249	2,513	2,250	2,429	2,429	✓	✓
Juvenile Case Manager	1,750	1,241	1,246	1,198	1,315	1,315	✓	✓
Laboratory Operations and Maintenance	326	485	399	424	449	449	✓	✓
Parking Management	2,929	19,212	18,784	17,214	18,782	18,782	✓	✓
Parks Golf	1,084	6,011	6,135	5,155	5,937	5,937	✓	✓
Parks Special Revenue	5,909	2,302	2,027	1,953	2,065	2,065	✓	✓
Police Special Services	6,872	9,958	8,737	7,801	11,263	11,263	✓	✓
Recycling Expansion Program	1,691	1,004	2,080	1,072	1,954	1,954	✓	✓
Special Waste	3,332	2,463	2,588	2,539	2,719	2,719	✓	✓
Supplemental Environmental Protection	131	86	104	107	112	112	✓	✓
Swimming Pool Safety	461	985	975	985	1,100	1,100	✓	✓
Technology Fee	109	1,169	1,211	1,247	1,375	1,375	✓	✓

* Revenues include non-operating revenues

** Dedicated Drainage Fund and Storm Water Fund are not technically Enterprise Funds, but are grouped with the Combined Utility System for clarity

Note: Finance's Projection updated on a quarterly basis

⚠ Indicates projected revenues are 5% or \$5M less than Current Budget



Fund Summary - Other Funds
For the period ended May 31, 2014
(amounts expressed in thousands)

Enterprise

Aviation
Convention and Entertainment Facilities
Combined Utility System
Dedicated Drainage & Street Renewal**
Storm Water**

Risk Management

Health Benefits
Long-Term Disability
Property and Casualty
Worker's Compensation

Special Revenue

Asset Forfeiture
Auto Dealers
BARC Special Revenue
Building Inspection
Building (Court) Security
Cable Television
Child Safety
Contractors Responsibility
Digital Automated Red Light Enforcement
Digital Houston
Essential Public Health Services
Forensic Transition Special
Health Special Revenue
Historic Preservation
Houston Emergency Center
Houston Transtar Center
Juvenile Case Manager
Laboratory Operations and Maintenance
Parking Management
Parks Golf
Parks Special Revenue
Police Special Services
Recycling Expansion Program
Special Waste
Supplemental Environmental Protection
Swimming Pool Safety
Technology Fee

Expenditures*						Net Current Activity (Proj.)	End of Year Fund Balance (Proj.)	Finance	Controller
FY2013 Actual	FY2014 Current Budget	FY2014 Actual YTD	Controller's Projection	Finance Projection					
440,284	460,602	331,478	460,602	460,602	-			✓	✓
85,525	95,129	93,193	95,129	95,129	256			✓	✓
923,496	1,052,872	920,017	996,753	996,753	35,543			✓	✓
161,629	211,057	178,163	205,951	205,951	(18,267)	75,534		✓	✓
47,564	58,725	49,989	55,430	55,430	(3,003)	1,997		✓	✓
312,939	357,107	284,497	319,936	319,936	38,630	47,863		✓	✓
1,926	1,480	1,191	1,405	1,405	(85)	359		✓	✓
24,591	34,825	22,534	32,808	32,808	-	77		✓	✓
20,269	24,855	21,991	24,855	24,855	-	-		✓	✓
6,769	12,600	7,809	9,750	9,750	(2,699)	3,801		✓	✓
6,341	6,776	5,564	6,736	6,736	521	4,281		✓	✓
7,950	8,922	7,321	8,922	8,922	(41)	742		✓	✓
59,792	67,785	50,722	66,091	66,091	7,343	22,510		✓	✓
882	763	640	760	760	106	128		✓	✓
3,809	6,640	5,042	6,640	6,640	(2,438)	453		✓	✓
3,314	3,444	2,390	3,444	3,444	(209)	-		✓	✓
498	1,511	1,255	1,511	1,511	(1,039)	2,036		✓	✓
281	2,513	281	702	702	-	-		✓	✓
419	598	458	533	533	(526)	666		✓	✓
-	14,604	6,416	8,380	8,380	3,673	6,238		✓	✓
-	16,726	14,752	16,726	16,726	-	-		✓	✓
2,031	3,506	2,175	2,857	2,857	518	4,958		✓	✓
157	672	244	359	359	(24)	911		✓	✓
22,384	25,415	21,478	25,415	25,415	(425)	2,976		✓	✓
2,010	2,861	1,660	2,486	2,486	(57)	2,229		✓	✓
1,118	1,407	1,246	1,407	1,407	(92)	1,658		✓	✓
476	593	523	593	593	(144)	182		✓	✓
18,823	20,876	13,196	19,426	19,426	(644)	2,285		✓	✓
5,296	6,174	5,065	6,174	6,174	(237)	847		✓	✓
1,259	2,252	1,149	2,252	2,252	(187)	5,722		✓	✓
8,525	12,023	10,865	12,023	12,023	(760)	6,112		✓	✓
1,314	2,692	167	2,692	2,692	(738)	953		✓	✓
2,071	4,880	2,224	4,506	4,506	(1,787)	1,545		✓	✓
76	200	16	163	163	(51)	80		✓	✓
711	928	674	770	770	330	791		✓	✓
1,395	1,360	800	1,358	1,358	17	126		✓	✓

* Expenditures include non-operating expenditures

** Dedicated Drainage Fund and Storm Water Fund are not technically Enterprise Funds, but are grouped with the Combined Utility System for clarity

Note: Finance's Projection updated on a quarterly basis

⚠ Indicates projection exceeds 5% or \$5M of budget expenditures

City of Houston, Texas
Commercial Paper Issued and Available
For the period ended May 31, 2014
(amounts expressed in millions)

COMMERCIAL PAPER	Draws FY14	Draws Month	Refunded FY14	Amount Available to be Drawn	Amount Outstanding
General Obligation					
<u>Voter Authorized 2001 & 2006 Election</u>					
Series G-1	0.00	0.00	0.00	75.00	0.00
Series G-2	20.00	0.00	0.00	19.90	105.10
Series H-2	0.00	0.00	0.00	90.20	9.80
Series J	25.00	0.00	0.00	100.00	25.00
<u>Non-Voter Authorized</u>					
Series E1-Equipment & Capital	20.00	10.00	22.55	27.55	72.45
Series E2- Equipment & Capital	20.00	0.00	4.30	54.30	15.70
Series E2- Metro Street Projects	0.00	0.00	2.70	25.70	4.30
Series K-1	0.00	0.00	0.00	100.00	0.00
Series K-2	0.00	0.00	0.00	100.00	0.00
Total General Obligation	85.00	10.00	29.55	592.65	232.35
Combined Utility System					
Series B-1	0.00	0.00	0.00	100.00	0.00
Series B-2	55.00	0.00	0.00	20.00	55.00
Series B-3	25.00	25.00	0.00	50.00	25.00
Series B-4	100.00	40.00	0.00	0.00	100.00
Series B-5	0.00	0.00	0.00	250.00	0.00
Series B-6	0.00	0.00	0.00	100.00	0.00
Total Combined Utility System	180.00	65.00	0.00	520.00	180.00
Airport System					
Series A&B	1.20	0.20	0.00	148.80	1.20
Total Airport System	1.20	0.20	0.00	148.80	1.20
Convention & Entertainment					
Series A	0.00	0.00	0.00	33.00	42.00
Total Convention and Entertainment	0.00	0.00	0.00	33.00	42.00
Totals	\$266.20	\$75.20	\$29.55	\$1,294.45	\$455.55

City of Houston, Texas
Total Outstanding Debt
For the period ended May 31, 2014
(amounts expressed in thousands)

	May 31, 2014	May 31, 2013
Payable from Ad Valorem Taxes		
Public Improvement Bonds ^(a)	2,422,445	2,561,515
Commercial Paper Notes ^(b)	232,350	166,900
Pension Obligations	601,430	607,775
Certificates of Obligations	18,660	11,870
Subtotal	3,274,885	3,348,060
Payable from Sources Other Than Ad Valorem Taxes		
Combined Utility System		
Combined Utility System Revenue Bonds	5,600,910	5,751,435
Combined Utility System Commercial Paper Notes ^(c)	180,000	0
Water and Sewer System Revenue Bonds ^(d)	279,208	282,753
Contract Revenue Obligations - CWA	98,900	112,320
Airport System		
Airport System Sr. Lien Bonds ^(e)	449,660	449,660
Airport System Subordinate Lien	1,766,285	1,818,055
Airport System Sr. Lien Commercial Paper Notes ^(f)	1,200	0
Airport System Inferior Lien Contracts ^(g)	23,075	28,115
Airport Special Facilities Revenue Bonds ^(h)	662,730	670,520
Hotel Occupancy Tax and Civic Parking		
Facilities Revenue Bonds ⁽ⁱ⁾	562,476	575,621
Hotel Occupancy Tax And Parking Revenue Commercial Paper ^(j)	42,000	42,000
Subtotal	9,666,445	9,730,479
Total Debt Payable by the City	\$12,941,330	\$13,078,539

(a) In Nov 2001 voters authorized \$776 million in tax bonds. In Nov 2006 voters authorized \$625million in tax bonds.

In Nov 2012 voters authorized an additional \$410 million in tax bonds.

(b) The City has authorized maximum issuance of General Obligation Commercial Paper Programs

Series E-1: \$100 million, E-2: \$100 million, G-1: \$75 million, G-2: \$125 million, H-2: \$100 million,

J: \$125 million, K1: \$100 million and K2: \$100 million.

(c) The City has authorized \$700 million in Combined Utility System Commercial Paper Notes.

(d) Includes \$ 79 million accreted value of capital appreciation bonds at this date and \$71.8 million last year.

(e) The Houston Airport System issued Senior Lien Revenue bonds on August 20, 2009.

(f) City Council has authorized \$150 million of Airport Senior Lien Commercial Paper Notes Series A and B.

(g) Under a sublease agreement, the Houston Airport System has agreed to make sublease payments that include the debt service payments on the Series 1997A Special Facilities Bonds that financed the Automated People Mover ("APM") at George Bush Airport. These sublease payments constitute Inferior Lien Obligations under the Airport bond ordinances.

(h) All Special Facility Revenue Bonds are secured solely from Special Facility Lease Revenues. Does not include \$23.1 million for Series 1997A Special Facilities Bonds. See footnote (g).

(i) Includes \$125.3 million accreted value of capital appreciation bonds at this date and \$112.3 million last year.

(j) The City has authorized \$75 million of Subordinate Lien Hotel Occupancy Tax and Parking Revenue Commercial Paper.

City of Houston, Texas
Voter-Authorized Obligations
For the period ended May 31, 2014
(amounts expressed in thousands)

<u>Purposes</u>	<u>Voter Authorized</u>	<u>Approved by City Council for Issuance as Commercial Paper Notes</u>	<u>Commercial Paper Issued ^(a)</u>	<u>Commercial Paper Notes Approved by City Council but Unissued</u>	<u>All Voter Authorized but Unissued</u>
November 2001 Election					
Streets, Bridges, Traffic Control	\$ 474,000	\$ 474,000	\$ 473,000	\$ 1,000	\$ 1,000
Parks and Recreation	80,000	80,000	80,000	0	0
Police and Fire Departments	82,000	82,000	82,000	0	0
Permanent and General Improvements ^(b)	80,000	80,000	80,000	0	0
Public Libraries	40,000	40,000	40,000	0	0
Low Income Housing	20,000	20,000	13,185	6,815	6,815
Total	\$ 776,000	\$ 776,000	\$ 768,185	\$ 7,815	\$ 7,815
November 2006 Election					
Streets, Bridges, Traffic Control	\$ 320,000	\$ 219,950	\$ 76,560	\$ 143,390	\$ 243,440
Parks and Recreation	55,000	55,000	45,950	9,050	9,050
Public Safety	135,000	135,000	95,105	39,895	39,895
Permanent and General Improvements ^(b)	60,000	60,000	53,450	6,550	6,550
Public Libraries	37,000	37,000	36,350	650	650
Low Income Housing	18,000	13,633	0	13,633	18,000
Total	\$ 625,000	\$ 520,583	\$ 307,415	\$ 213,168	\$ 317,585
November 2012 Election					
Streets, Bridges, Traffic Control	\$ -	\$ -	\$ -	\$ -	\$ -
Parks and Recreation	166,000	24,190	0	24,190	166,000
Public Safety	144,000	21,793	0	21,793	144,000
Permanent and General Improvements ^(b)	57,000	18,843	550	18,293	56,450
Public Libraries	28,000	8,195	0	8,195	28,000
Low Income Housing	15,000	0	0	0	15,000
Total	\$ 410,000	\$ 73,021	\$ 550	\$ 72,471	\$ 409,450
Combined Total (2001, 2006, 2012 Elections)	\$ 1,811,000	\$ 1,369,604	\$ 1,076,150	\$ 293,454	\$ 734,850

(a) As of May 31, 2013

(b) Includes Public Health and Solid Waste Management

Note: This schedule sets forth the categories of bond authorization approved by the voters in elections held in November of 2001 (the "2001 Election") and November of 2006 (the "2006 Election"), and November of 2012 (the "2012 Election"), the amount of each such authorization approved by City Council for issuance as Commercial Paper Notes, the amount of commercial paper issued as of year-end, and the amount of commercial paper approved but unissued. The City has issued all bonds authorized at the election held in November of 1997.

Fund Descriptions

General Fund (1000)

General Revenues (i.e. property taxes, sales taxes, franchise fees, Municipal Courts fines, etc.) are budgeted and received in the General Fund for the support of most basic city services. Operations and services for public safety, financial services, libraries, solid waste management, health, most parks and recreation services, street traffic control, esplanade mowing and citywide administration are included in the General Fund.

Enterprise Funds

Aviation Operating Fund (8001)

The Aviation Operating Fund is an enterprise fund which accounts for operation of the City's airport system. The airport system is comprised of the George Bush Intercontinental Airport/Houston, William P. Hobby Airport, and Ellington Field. Activities of the department include: operations, maintenance, planning and construction, public service and administration. The Department coordinates its activities with the Federal Aviation Administration (FAA), other federal and state agencies, the airlines, and tenants of the airport facilities.

Convention and Entertainment Facilities Operating Fund (8601)

The Convention and Entertainment Facilities operating fund is an enterprise fund that accounts for the operation of the City's six major entertainment centers and City-owned parking garages: Jesse H. Jones Hall, Bayou Place, Houston Center for The Arts, Gus S. Wortham Center, George R. Brown Convention Center, Tranquility Park garage and Civic Center garage.

Combined Utility System Fund (8300, 8301, 8305)

The Combined Utility System is composed of three separate funds: the Water and Sewer System Operating Fund; the Combined Utility System Operating Fund and the Combined Utility System General Purpose Fund. The fund provides for the operation of the City's treated and untreated water, as well as, receives and process wastewater generated in a service area that includes the City, certain municipalities and unincorporated communities in the Houston metropolitan area. Some of the City's largest customers are other cities and water authorities which supply water to their own customers. This fund is administered by the Public Works & Engineering Department.

Risk Management Funds

Health Benefits Fund (9000)

The Health Benefits Fund, an Internal Service Fund administered by the Human Resources Department, was established in 1984 to centralize the financial transactions for the City's benefit plans. Health Benefits Effective May 1, 2011, the City elected to be substantially self-insured and awarded CIGNA a three year contract with two (2) one-year renewal options for 4 new health plans. The new health benefits model is composed of four (4) plans, all of which have heavy emphasis on a wellness component, and includes; 1) a limited network HMO-type plan, 2) an open access PPO-type plan with no out-of-network coverage, 3) a consumer driven high deductible Health Plan (CDHP), partnered with a health reimbursement account, and 4) a specific plan for retirees, mostly those under age 65, who live outside the limited network service area but who live in Texas. Effective 08/01/11, all 65+ Medicare eligible retirees must enroll in the 6 MA plans or opt out. These plans are supported by contributions from the city and participants. The Fund also includes two dental plans, a dental/health maintenance organization (DHMO) and a dental indemnity plan. Both plans are supported exclusively by participants.

Long Term Disability Fund (9001)

The Long Term Disability (LTD) Plan is a self-insured program accounted for as an internal service fund. Established in 1985 and revised in 1996 as part of the Income Protection Plan (IPP) (renamed the Compensable Sick Leave Plan (CSL) in October 1996), the plan provides paid long-term sick leave for City employees.

Property and Casualty Fund (1004)

The Property and Casualty Fund was established to monitor the financial requirements of the Property and Risk Management Programs. This activity is primarily self-funded. The revenue is generated from assessed premiums to the other funds. These premiums are based upon projected expenditures. All risk to the City's assets (except Workers Compensation, Life, Health Benefits, and Long Term Disability) fall within the scope of this fund.

Workers' Compensation Fund (1011)

The Workers' Compensation Fund is a revolving fund administered by the Human Resources Department. The Fund was established to centralize the financial transactions in the areas of Accident Prevention, Loss Control and Workers' Compensation.

Special Revenue Funds

Asset Forfeiture Fund (2202, 2203, 2204)

This fund is administered by the Houston Police Department (HPD). The City receives forfeited funds resulting from HPD's role in drug-related seizures. This fund provides resources beyond HPD's General Fund budget for crime enforcement. Specifically, this fund is used to address the drug problem in a manner consistent with the department's Comprehensive Narcotics Plan.

Auto Dealers Fund (2200)

This fund is budgeted to pay the license fees paid by tow truck drivers and various automotive sales, repair, storage and salvage dealers to finance a portion of the Police Department's enforcement efforts regarding privately owned storage lots. This fund is also administered by the Police Department.

BARC Special Revenue Fund (2427)

BARC (Bureau of Animal Regulation and Care) is authorized to receive funds from any source for the purpose of supporting the maintenance and operation of the City's animal shelter facilities and programs. This fund is administered by the Administration and Regulatory Affairs Department.

Building Inspection Fund (2301)

This fund includes all construction and building permit revenues and expenditures for inspections and permitting activities. Outdoor sign license fees are received in this fund for enforcement of the City's sign ordinance. This fund is administered by the Public Works and Engineering (PWE) Department.

Building (Court) Security Fund (2206)

This Fund was established in FY1997 and is administered by the Municipal Courts Department. This fund includes all security related contractual expenditures and additional security enhancements for the courts. Revenue is generated by the collection of a court fee for each paid conviction as allowed by State law. The mission of the Municipal Court Building Security Fund is to protect the health and welfare of civilians and employees by ensuring that adequate equipment, procedures, and personnel are present at all court facilities.

Cable TV Fund (2401, 2428)

This fund, under certain cable television franchise agreements with the City, receives contributions on a subscriber basis. This fund is used for public access cable television programming and related costs in the Cable Television Special Fund. The Mayor's Office is responsible for administering this fund.

Child Safety Fund (2209)

This fund is used to account for monies received for public, parochial and private school crossing guard programs. Revenues to the fund comes from an assessment of Municipal Court fee's on non-criminal municipal violations and a portion of each vehicle registration authorized by Harris County. The Police Department administers this fund.

Contractors Responsibility (2424)

The Contractors Responsibility Fund was created for the Pay or Play Program (POP), which is administered by the Office of Business Opportunity. The Pay or Play program is designated to foster the health care options for the citizens of Houston and Harris County area, create a level playing field for contractors bidding on City of Houston projects and defray the cost of the local uninsured workforce.

Dedicated Drainage & Street Renewal Fund (2310)

Ordinance 2010-879 requires funding in the amount equivalent to proceeds from \$0.118 of the City's ad valorem tax levy minus an amount equal to debt service for drainage and streets to the Dedicated Drainage & Street Renewal Fund. Total outstanding debt payable from ad valorem taxes (as of December 31, 2012) is \$3.47 billion. The portion of the debt associated with drainage and street improvements is estimated at \$1.69 billion. The Dedicated Drainage and Street Renewal Fund is not technically an enterprise fund, but is grouped with the Combined Utility System for clarity.

Digital Automated Red Light Enforcement Program Fund (2212)

This fund tracks the financial and accounting balances from all penalties and fees collected and all costs associated with the operation and enforcement of the photographic traffic monitoring system. While no new tickets will be issued, this fund remains open while the City collects outstanding penalties and fees and pays the fund's expenses. This fund is administered by the Finance Department.

Digital Houston Fund (2422)

This fund is used by the City of Houston to build a citywide wireless broadband Wi-Fi mesh network that will provide affordable high-speed internet access for residents and visitors to Houston; thus creating a digital future for Houstonians through a digital literacy effort in support of achieving Houston's educational workforce and educational goals. This fund is administered by the Library Department.

Essential Public Health Services (2010)

The Essential Public Health Services Fund was created for the purpose of offsetting costs associated with the administration of Medicaid Transformation Waiver projects and to perform other essential public health services. This fund will capture the costs and reimbursement of the expenses for the projects. The expected reimbursements are for costs that are incurred for the expansion of health and human services.

Forensic Transition Special Fund (2213)

The Forensic Transition Special Fund was created for the transition of forensic operations from the Houston Police Department to the independent Houston Forensics Science Local Government Corporation (LGC). The funds budget covers City of Houston employees that provide services to the Houston Forensic Science LGC.

Health Special Revenue Fund (2002)

Health Special Revenue Fund contains several revenue generating activities that are supported by ordinances, including the following: Consumer Foods Technology Fee, Ambulance Permit Fee, Vital Statics, Geriatric Dental Program, and donated fund for community activities or special events coordinated by Children and Family Services Division and Community Health Services Division.

Historic Preservation Fund (2306)

This fund is administered by the Planning and Development Department and the Houston Public Library. This fund was established in FY2010 to utilize funds set aside from the sale of historic fire stations by the City in FY2009. This fund is used to promote historic preservation programs. It utilizes City funds as seed money to encourage private investment, attract grant funds, and support educational programs that will further preservation efforts in Houston. This fund also provides future funding for the maintenance needs of the historic Julia Ideson Building.

Houston Emergency Center Fund (2205)

This fund consolidates the City's four separate emergency services into one state of the art facility. This fund is administered by the Houston Emergency Center.

Houston TranStar Center Fund (2402)

Houston TranStar Center, formerly known as the Greater Houston Transportation & Emergency Management Center, was built through a cooperative effort among the City of Houston, Harris County, Metropolitan Transit Authority (METRO) and the Texas Department of Transportation (TxDOT). The center houses personnel responsible for and/or involved with transportation and emergency management planning and operations in the Houston/Harris County area. Funding for the center is received from each member agency and is prorated based on occupancy and use of center facilities.

Juvenile Case Manager Fund (2211)

This Fund was established in FY2009 and is administered by the Municipal Courts Department. This fund includes expenditures for the salary, benefits, and operational costs related to the Juvenile Case Manager staff. Revenue is generated by the collection of a court fee for each paid conviction as allowed by State law. The mission of the Juvenile Case Manager Fee Fund is to partner with school districts within the City of Houston in an effort to increase school attendance and reduce truancy through early identification, assessment and prevention services, to enhance the accountability of students and families, and to limit a juvenile's exposure to the criminal justice system.

Laboratory Operation and Maintenance Fund (2008)

The Laboratory Operations and Maintenance Fund is designated for the retention of all revenues from laboratory fees. All laboratory fees charged and revenues collected are to defray the costs associated with the purchase, maintenance, operation, and utilization of City Laboratories, including but not limited to, infrastructure, equipment, supplies, software, and hardware systems, and with performing public health surveillance tests.

Parking Management Fund (8700)

This fund is responsible for managing and providing on-street parking alternatives to the citizens in the Greater Houston area. This fund is administered by the Administration and Regulatory Affairs Department.

Parks Golf Special Fund (2104)

This fund was created to receive all City revenues derived from all City-owned golf facilities, whether operated by the City or private entities, including all related concessions fees, to be used exclusively for the maintenance, operating and improvements of any or all such golf courses.

Parks Special Revenue Fund (2100)

This fund is used to account for revenues and certain expenditures related to operations of the City's municipal golf courses and youth programs. This fund is administered by the Parks and Recreation Department.

Police Special Services Fund (2201)

This fund is used to account for activities that are not covered under the General Fund Budget. The activities include joint police operations, security and traffic control, undercover support services and use of HPD facilities. The Police Department administers this fund.

Recycling Expansion Program Fund (2305)

This fund was created to allocate dedicated funds to be used for the expansion and implementation of the City's Recycling Programs. Efforts include citywide tree waste recycling, additional neighborhood depository sites, curbside recycling and increased education and outreach. These efforts allow the City to improve its current landfill diversion rate. This fund is administered by the Solid Waste Management Department.

Special Waste Fund (2423)

The Health and Human Services Special Waste Fund pertains to fees issuance of permits or registration certificate. The Fats, Oil, and Grease (FOG) section is responsible for the permitting of all special waste generators, transporters and biological pretreaters in the City of Houston. The goal of the FOG program is to prevent the infiltration of fats, oils, and grease into the sanitary sewer, and to assure that the City's infrastructure and the health of the citizens are protected.

Supplemental Environmental Protection Fund (2404)

This fund is for the advancement of the goals of clean air and water and to enhance the community environment impacted by criminal environmental violators. This fund is administered by the Police Department.

Swimming Pool Safety Fund (2009)

This fund receives proceeds from enforcing municipal, state and federal pool and spa safety standards. State and federal pool and safety standards apply to all pools and spas serving more than two dwellings; in accordance with the requirements, operators of pool and spas at apartment or condominium projects are required to obtain permits and to comply with the standards. The fees collected in pursuant of swimming pool and spa safety are used for the purposes of activities related to permitting, inspecting, monitoring, abating, controlling, educating and enforcement of municipal, state and federal standards. This fund is administered by the Health and Human Services Department.

Technology Fee Fund (2207)

This Fund was established in FY2001 and is administered by the Municipal Courts Department. This fund includes expenditures for hardware/software maintenance and support, and debt repayment for the court's current case management system (ICMS). The final debt service payment is planned for FY14. Revenue is generated by the collection of a court fee for each paid conviction as allowed by State law. The purpose of the fund is to finance technological enhancements for the Municipal Courts and maintain systems to operate in an efficient manner.