CHRIS B. BROWN

OFFICE OF THE CITY CONTROLLER
CITY OF HOUSTON
TEXAS

To: Mayor Sylvester Turner
City Council Members

From: Chris B. Brown
City Controller

Date: September 30, 2022

Subject: August 2022 Monthly Financial Report

Attached is the Monthly Financial Report for the month ended August 31, 2022.

GENERAL FUND

The Controller's Office is projecting an ending fund balance of $291.1 million for FY2023. This is $57.7 million lower than the projection of the Finance Department. The difference is due to a $57.7 million lower revenue projection than the Finance Department. Based on our current projections, the fund balance will be approximately $118.0 million above the City's target of holding 7.5% of total expenditures, excluding debt service and Pay As You Go (PAYGO), in reserve. The FY2023 beginning fund balance is $16.7 million higher than the FY2022 ending fund balance reported in the June 30, 2022 Monthly Financial Report. This increase is due to year-end adjustments to revenues and expenditures that will not be final until the FY2022 Annual Comprehensive Financial Report is published.

Our projections are unchanged from the July 2022 report.

ENTERPRISE FUNDS

We are projecting no changes from the Adopted Budget amounts in the Aviation Operating Fund, Combined Utility System Fund, Convention and Entertainment Operating Fund, the Storm Water Fund, or the Dedicated Drainage and Street Renewal Funds this month.

COMMERCIAL PAPER AND BONDS

The City's practice has been to maintain no more than 20% of the total outstanding debt for each type of debt in a variable rate structure. As of August 31, 2022, the ratio of unhedged variable rate debt for each type of outstanding debt was:

General Obligation..... 5.47%
Combined Utility System..... 0.00%
Aviation 6.42%
Convention and Entertainment 4.89%

Respectfully submitted,

Chris B. Brown
City Controller

DocuSign Envelope ID: 3F455E83-CA0C-430C-AF9B-4E3894C92BE0

CITY OF HOUSTON

Finance Department

Sylvester Turner

Mayor

Finance Department
P.O. Box 1562
Houston, Texas 77251-1562

T. 832-393-9051
F. 832-393-9116
www.houstontx.gov

To: Mayor Sylvester Turner
City Council Members

Date: September 30, 2022

Subject: 2+10 Financial Report

Attached is the 2+10 Financial Report for the period ending August 31, 2022. Fiscal Year 2023 projections are based on two months of actual results and ten months of projections.

General Fund

Both our revenue and expenditure projections remain unchanged from the Adopted Budget and 1+11 Report.

General Fund Revenues (amounts expressed in thousands)

Category	Unaudited Preliminary FY2022	FY23 Adopted Budget	FY23 Current Projection	FY23 Variance Over/(Under)
Property Tax	$1,244,722	$1,271,768	$1,271,768	-
Sales Tax	820,622	806,920	806,920	-
Franchise Fees	149,518	147,978	147,978	-
Other	493,070	510,215	510,215	-
Total	**$2,707,932**	**$2,736,881**	**$2,736,881**	**-**

General Fund Expenditures (amounts expressed in thousands)

Category	Unaudited Preliminary FY2022	FY23 Adopted Budget	FY23 Current Projection	FY23 Variance Over/(Under)
Police	$954,718	$988,757	$988,757	-
Fire	537,619	559,069	559,069	-
Other Departments	726,308	760,831	760,831	-
Debt Service/PAYGO	413,731	434,890	434,890	-
Total	**$2,632,376**	**$2,743,547**	**$2,743,547**	**-**

DocuSign Envelope ID: 3F455E83-CA0C-430C-AF9B-4E3894C92BE0

We are currently projecting the ending fund balance of $348.8 million, which is $44.8 million higher than the Adopted Budget and 15.1% of estimated expenditures less debt service and pay-as-you-go (PAYGO).

Fund Balance **(amounts expressed in thousands)**

Category	Unaudited Preliminary FY2022	FY23 Adopted Budget*	FY23 Current Projection	FY23 Variance Over/(Under)
Fund Balance - Beginning of Year	$281,201	$311,867	$356,605	44,738
Changes to Designated Fund Balance	-	(1,143)	(1,143)	-
Budgeted Increase/(Decrease) in Fund Balance	75,556	(6,665)	(6,665)	-
Change in Inventory/Prepaid Items/Imprest Cash	(152)	-	-	-
Fund Balance, End of Year	**$356,605**	**$304,058**	**$348,797**	**$44,738**
% of Expenditures Less Debt Service and PAYGO	16.1%	13.2%	15.1%	1.9%

** The estimated beginning fund balance at the time of budget adoption.*

A summary of all variances from the Adopted Budget that have been reported year to date is included in the attachment to this letter.

Enterprise, Special Revenue and Other Funds

We are projecting no forecast changes in Enterprise Funds, Special Revenue Funds and other funds from the 1+11 Report.

Sincerely,

DocuSigned by:
William Jones
E6FE0FFC5924C7...

William Jones
Director of Finance

General Fund (Fund 1000)
(amounts expressed in thousands)

Finance - Major Variances from Adopted Budget

Revenues

Month Reported	Revenue Detail	Variance Over/(Under)*
	Total Revenues	-
	Fund Balance	
	Additional Beginning Fund Balance	44,738
	Total Financial Resources	**44,738**

Expenditures

Month Reported	Expenditure Detail	
	Total Expenditures	-

**Total may reflect slight variances due to rounding.*

General Fund (Fund 1000)

Sales Tax Growth and Comparative Fund Balance

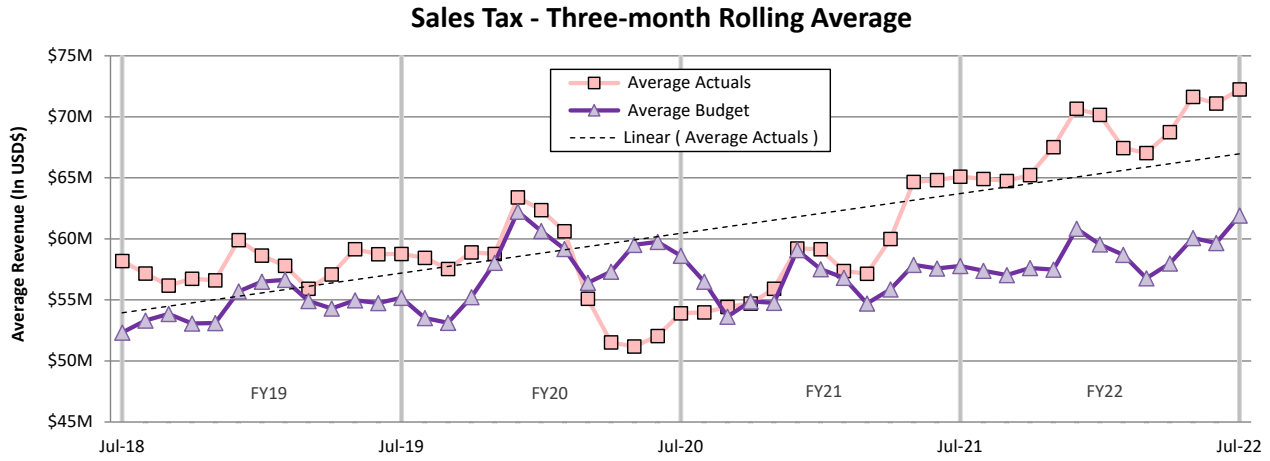

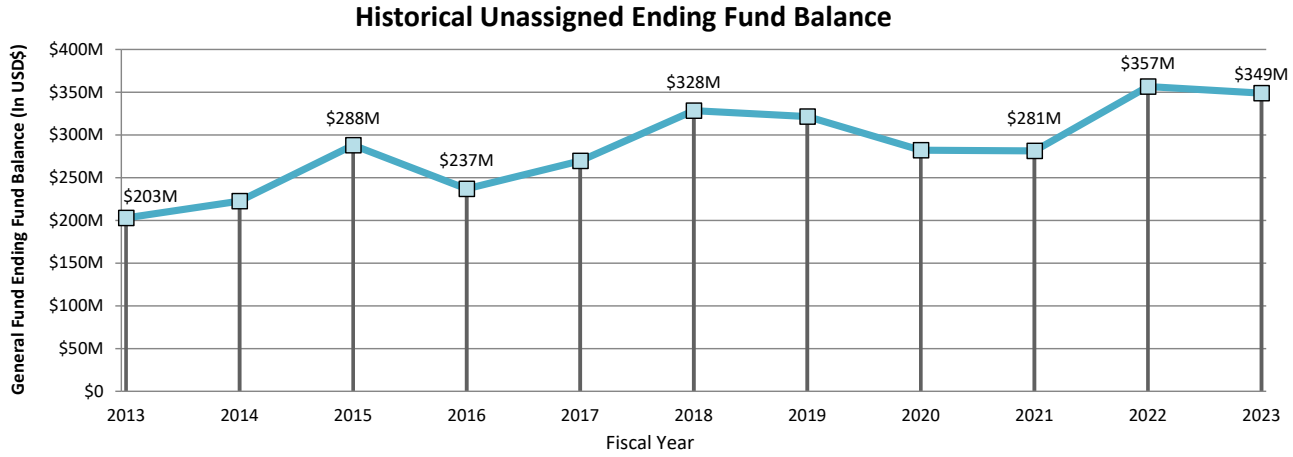

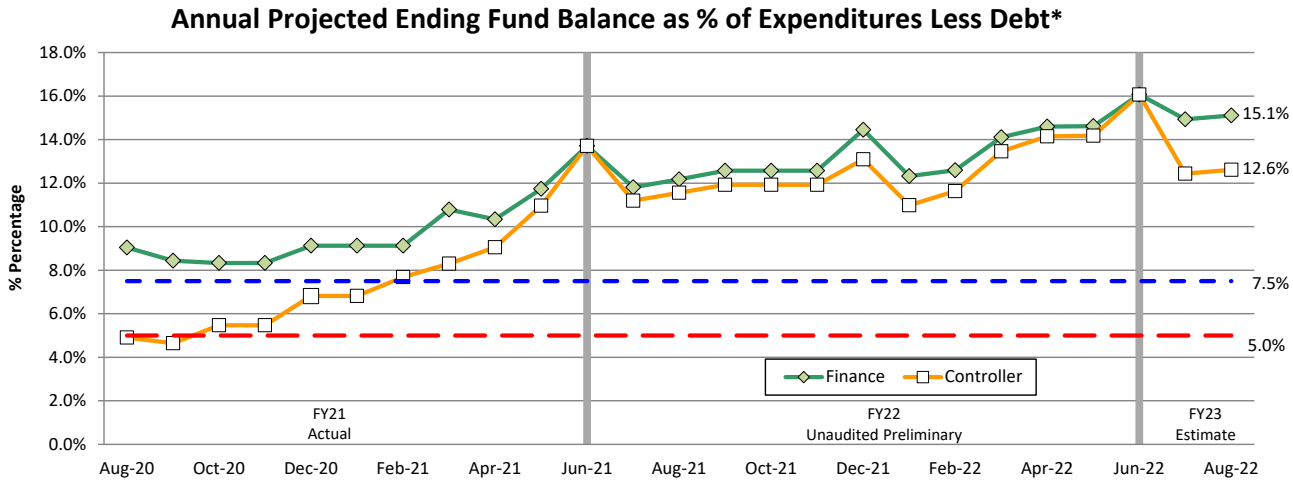

*According to the financial policies, Ordinance 2014-1078, the City is required to maintain an ending fund balance equal to 7.5% of expenditures before debt service and pay-as-you-go (PAYGO).

CITY OF HOUSTON
TEXAS

General Fund (Fund 1000)

For the period ended August 31, 2022

(amounts expressed in thousands)

Actual YTD

Current Budget

	Unaudited Preliminary FY2022	FY2023 Adopted Budget	FY2023 Current Budget	FY2023 Controller's Projection	FY2023 Finance Projection	FY2023 Actual YTD	Controller - Finance Variance	Finance	Controller
Revenues									
General Property Taxes	1,244,722	1,271,768	1,271,768	1,271,768	1,271,768	250	-	✓	✓
Industrial Assessments	24,086	24,393	24,393	22,000	24,393	-	(2,393)	✓	!
Sales Tax	820,622	806,920	806,920	760,000	806,920	126,903	(46,920)	✓	!
Other Taxes	21,585	20,743	20,743	20,000	20,743	-	(743)	✓	✓
Electric Franchise	95,801	95,981	95,981	95,000	95,981	15,765	(981)	✓	✓
Telephone Franchise	19,481	17,795	17,795	17,000	17,795	16	(795)	✓	✓
Gas Franchise	13,083	13,056	13,056	13,000	13,056	2,173	(56)	✓	✓
Other Franchise	21,153	21,146	21,146	21,000	21,146	84	(146)	✓	✓
Licenses and Permits	32,988	33,051	33,051	33,000	33,051	5,332	(51)	✓	✓
Intergovernmental	200,714	217,823	217,823	217,823	217,823	65,653	-	✓	✓
Charges for Services	75,292	75,413	75,413	73,139	75,413	12,420	(2,274)	✓	✓
Direct Interfund Services	60,475	65,855	65,855	65,855	65,855	9,467	-	✓	✓
Indirect Interfund Services	25,235	22,718	22,718	22,718	22,718	1,354	-	✓	✓
Municipal Courts Fines and Forfeits	16,752	15,664	15,664	15,000	15,664	2,510	(664)	✓	✓
Other Fines and Forfeits	3,434	3,206	3,206	3,000	3,206	231	(206)	✓	!
Interest	4,659	4,704	4,704	3,000	4,704	664	(1,704)	✓	!
Miscellaneous/Other	15,541	12,756	12,756	12,000	12,756	865	(756)	✓	!
Total Revenues	**2,695,623**	**2,722,992**	**2,722,992**	**2,665,303**	**2,722,992**	**243,687**	**(57,689)**	✓	!
Expenditures									
Administration & Regulatory Affairs	29,544	32,407	32,407	32,407	32,407	2,835	-	✓	✓
City Council	11,770	13,985	13,985	13,985	13,985	1,328	-	✓	✓
City Secretary	834	915	915	915	915	122	-	✓	✓
Controller	8,320	8,955	8,955	8,955	8,955	1,271	-	✓	✓
Finance	16,780	20,835	20,835	20,835	20,835	2,605	-	✓	✓
Fire	537,619	559,069	559,069	559,069	559,069	87,428	-	✓	✓
General Services	41,504	42,151	42,151	42,151	42,151	4,591	-	✓	✓
Housing and Community Development	436	412	412	412	412	115	-	✓	✓
Houston Emergency Center	9,794	9,820	9,820	9,820	9,820	-	-	✓	✓
Houston Health Department	59,575	65,625	65,625	65,625	65,625	13,866	-	✓	✓
Houston Public Works	22,436	22,725	22,725	22,725	22,725	2,043	-	✓	✓
Human Resources	2,717	1,500	1,500	1,500	1,500	558	-	✓	✓
Legal	15,345	19,981	19,981	19,981	19,981	2,774	-	✓	✓
Library	41,358	50,342	50,342	50,342	50,342	6,907	-	✓	✓
Mayor's Office	7,872	8,160	8,160	8,160	8,160	1,011	-	✓	✓
Municipal Courts	27,734	29,958	29,958	29,958	29,958	3,874	-	✓	✓
Neighborhoods	11,184	12,611	12,611	12,611	12,611	1,740	-	✓	✓
Office of Business Opportunity	3,516	5,482	5,482	5,482	5,482	724	-	✓	✓
Parks and Recreation	72,089	86,630	86,630	86,630	86,630	11,012	-	✓	✓
Planning and Development	3,553	3,925	3,925	3,925	3,925	445	-	✓	✓
Police	954,718	988,757	988,757	988,757	988,757	147,277	-	✓	✓
Solid Waste Management	96,397	95,611	95,611	95,611	95,611	8,918	-	✓	✓
Total Departmental Expenditures	**1,975,095**	**2,079,856**	**2,079,856**	**2,079,856**	**2,079,856**	**301,444**	**-**	✓	✓
General Government	243,550	228,801	228,801	228,801	228,801	33,235	-	✓	✓
Total Expenditures Other Than Debt	**2,218,645**	**2,308,657**	**2,308,657**	**2,308,657**	**2,308,657**	**334,679**	**-**	✓	✓
Captured Revenue Transfer to DDSRF	74,995	76,179	76,179	76,179	76,179	-	-		
Debt Service Transfer	338,736	358,711	358,711	358,711	358,711	-	-		
Total Expenditures and Other Uses	**2,632,376**	**2,743,547**	**2,743,547**	**2,743,547**	**2,743,547**	**334,679**	**-**	✓	✓
Net Current Activity	**63,247**	**(20,554)**	**(20,554)**	**(78,243)**	**(20,554)**	**(90,992)**	**(57,689)**		
Other Financing Sources (Uses)									
Transfers from Other Funds	8,562	10,585	10,585	10,585	10,585	1,945	-	✓	✓
Sale of Capital Assets	3,747	3,304	3,304	3,304	3,304	382	-	✓	✓
Total Other Financing Sources (Uses)	**12,309**	**13,889**	**13,889**	**13,889**	**13,889**	**2,327**	**-**	✓	✓
Fund Balances									
Fund Balance - Beginning of Year	281,201	356,605	356,605	356,605	356,605	356,605	-		
Changes to Designated Fund Balance*	-	(1,143)	(1,143)	(1,143)	(1,143)	-	-		
Budgeted Increase/(Decrease) in Fund Balance	75,556	(6,665)	(6,665)	(6,665)	(6,665)	(88,665)	-		
Change in Inventory/Prepaid Items/Imprest Cash	(152)	-	-	-	-	-	-		
(Budgeted Gap)/Increase in Fund Balance**	-	-	-	(57,689)	-	-	(57,689)		
Fund Balance, End of Year* **	**356,605**	**348,797**	**348,797**	**291,108**	**348,797**	**267,940**	**(57,689)**		

*The total designation for the Budget Stabilization Fund is approximately $18.1 million. In FY2022, $10 million was replenished to the Budget Stabilization Fund from the COVID-19 Disaster Fund (Fund 5306) and the Disaster Recovery fund (Fund 5303) for Winter Storm Uri. The remaining $5 million from Winter Storm Uri will be fully replenished in FY2023.

**A negative number in the Controller or Finance projections represents a gap between sources and uses of funds that was not included in the adopted budget. If this gap was not addressed by decreasing uses or increasing the sources of funds, it would require a drawdown of fund balance in order to balance the budget. A positive number represents a projected increase in fund balance.

***According to the financial policies, Ordinance 2014-1078, the City is required to maintain an ending fund balance equal to 7.5% of expenditures less Debt Service and Pay-As-You-Go (PAYGO) which is $173,149 based on current projections. The City will be $117,958 above 7.5% based on the Controller's Projections for FY2023.

! Indicates projection exceeds 5% or $5M of budget expenditures or projected revenues are 5% or $5M less than current budget.

Total may reflect slight variances due to rounding.

Fund Summary - Other Funds

For the period ended August 31, 2022
(amounts expressed in thousands)

		Revenues*						
	Beginning of FY2023 Fund Balance	Unaudited Preliminary FY2022	FY2023 Current Budget	FY2023 Actual YTD	Controller's Projection	Finance Projection	Finance	Controller
Enterprise								
Aviation		528,085	516,719	95,594	516,719	516,719	✓	✓
Convention and Entertainment Facilities		87,270	102,030	24,280	102,030	102,030	✓	✓
Combined Utility System		1,448,980	1,502,617	294,372	1,502,617	1,502,617	✓	✓
DDSRF-Ad Valorem**	101,257	75,415	77,079	196	77,079	77,079	✓	✓
DDSRF-Drainage Charge**	99,506	122,793	113,417	19,621	113,417	113,417	✓	✓
DDSRF-Metro ET AL**	1,978	75,431	84,979	62	84,979	84,979	✓	✓
Storm Water**	8,335	61,323	65,074	4,359	65,074	65,074	✓	✓
Risk Management								
Health Benefits	38,258	401,571	433,383	68,795	433,383	433,383	✓	✓
Long-Term Disability	9,285	797	1,315	223	1,315	1,315	✓	✓
Property and Casualty	(267)	40,431	56,898	413	56,898	56,898	✓	✓
Workers' Compensation	(1)	37,288	45,504	4,659	45,504	45,504	✓	✓
Special Revenue								
Asset Forfeiture Fund	5,619	3,749	2,042	1,064	2,042	2,042	✓	✓
Auto Dealers Special Revenue Fund	6,993	13,602	8,573	1,369	8,573	8,573	✓	✓
BARC Special Revenue Fund	1,836	12,248	12,395	208	12,395	12,395	✓	✓
Bayou Greenway 2020 Fund	1,487	1,032	1,357	163	1,357	1,357	✓	✓
Building Inspection Special Fund	18,515	92,215	91,516	18,135	91,516	91,516	✓	✓
Cable Television Special Fund	5,705	4,195	4,445	11	4,445	4,445	✓	✓
Child Safety Fund	1	3,269	3,361	264	3,361	3,361	✓	✓
Contractors Responsibility Fund	1,415	976	775	173	775	775	✓	✓
Essential Public Health Services Fund	33,280	24,186	20,582	15,324	20,582	20,582	✓	✓
Forensic Transition Special Fund	18	516	373	-	373	373	✓	✓
Health Special Revenue Fund	3,992	5,194	7,807	746	7,807	7,807	✓	✓
Historic Preservation Fund	1,844	206	210	49	210	210	✓	✓
Houston Emergency Center Fund	4,402	25,422	29,101	(777)	29,101	29,101	✓	✓
Houston Transtar Center Fund	3,956	2,513	2,559	8	2,559	2,559	✓	✓
Laboratory Operations & Maintenance Fund	287	462	551	70	551	551	✓	✓
Local Truancy Prevention & Diversion Fund	807	639	595	108	595	595	✓	✓
Maintenance Renewal & Replacement Fund	6,471	31,640	32,431	18	32,431	32,431	✓	✓
Municipal Court Building Security Fund	382	583	553	101	553	553	✓	✓
Municipal Court Technology Fee Fund	1,792	816	795	88	795	795	✓	✓
Municipal Jury Fund	22	11	10	2	10	10	✓	✓
Parks Golf Special Fund	1,776	7,452	7,799	1,361	7,799	7,799	✓	✓
ParkHouston Special Revenue Fund	2,203	18,228	19,840	2,293	19,840	19,840	✓	✓
Parks Special Revenue Fund	2,393	3,086	3,019	433	3,019	3,019	✓	✓
Planning & Development Special Rev. Fund	8,676	11,247	10,701	1,820	10,701	10,701	✓	✓
Police Special Services Fund	8,188	8,601	7,926	360	7,926	7,926	✓	✓
Recycling Revenue Fund	5,585	6,507	4,276	365	4,276	4,276	✓	✓
Special Waste Transportation & Inspection Fund	1,288	4,603	4,629	481	4,629	4,629	✓	✓
Swimming Pool Safety Fund	1,347	1,488	1,494	258	1,494	1,494	✓	✓
Tourism Promotion Special Revenue Fund	3,687	18,060	20,784	17	20,784	20,784	✓	✓

* Revenues include non-operating revenues

** Dedicated Drainage Fund and Storm Water Fund are not technically Enterprise Funds, but are grouped with the Combined Utility System for clarity

! Indicates projected revenues are 5% or $5M less than Current Budget

Fund Summary - Other Funds

For the period ended August 31, 2022
(amounts expressed in thousands)

	Expenditures*								
	Unaudited Preliminary FY2022	FY2023 Current Budget	FY2023 Actual YTD	Controller's Projection	Finance Projection	Net Current Activity (Proj.)	End of FY2023 Fund Balance (Proj.)	Finance	Controller
Enterprise									
Aviation	295,878	516,719	76,323	516,719	516,719	-		✓	✓
Convention and Entertainment Facilities	97,878	111,870	24,287	111,870	111,870	(9,840)		✓	✓
Combined Utility System	1,162,592	1,613,475	268,080	1,613,475	1,613,475	(110,858)		✓	✓
DDSRF-Ad Valorem**	56,957	117,012	3,451	117,012	117,012	(39,933)	61,324	✓	✓
DDSRF-Drainage Charge**	81,721	112,713	6,907	112,713	112,713	704	100,210	✓	✓
DDSRF-Metro ET AL**	75,514	86,469	7,859	86,469	86,469	(1,490)	488	✓	✓
Storm Water**	60,266	73,495	4,435	73,495	73,495	(8,421)	(86)	✓	✓
Risk Management									
Health Benefits	402,360	427,766	68,287	427,766	427,766	5,617	43,875	✓	✓
Long-Term Disability	(6,062)	1,553	146	1,553	1,553	(238)	9,047	✓	✓
Property and Casualty	40,698	56,898	2,514	56,898	56,898	-	(267)	✓	✓
Workers' Compensation	37,289	45,504	4,913	45,504	45,504	-	(1)	✓	✓
Special Revenue									
Asset Forfeiture Fund	1,909	5,568	996	5,568	5,568	(3,526)	2,093	✓	✓
Auto Dealers Special Revenue Fund	8,262	9,743	1,794	9,743	9,743	(1,170)	5,823	✓	✓
BARC Special Revenue Fund	12,586	13,570	1,903	13,570	13,570	(1,175)	661	✓	✓
Bayou Greenway 2020 Fund	879	1,241	153	1,241	1,241	116	1,603	✓	✓
Building Inspection Special Fund	96,428	102,990	18,278	102,990	102,990	(11,474)	7,041	✓	✓
Cable Television Special Fund	3,682	6,404	297	6,404	6,404	(1,959)	3,746	✓	✓
Child Safety Fund	3,794	3,361	(1,650)	3,361	3,361	-	1	✓	✓
Contractors Responsibility Fund	1,494	1,205	12	1,205	1,205	(430)	985	✓	✓
Essential Public Health Services Fund	12,161	18,933	1,724	18,933	18,933	1,649	34,929	✓	✓
Forensic Transition Special Fund	519	373	52	373	373	-	18	✓	✓
Health Special Revenue Fund	5,975	9,570	795	9,570	9,570	(1,763)	2,229	✓	✓
Historic Preservation Fund	124	475	5	475	475	(265)	1,579	✓	✓
Houston Emergency Center Fund	26,005	32,161	3,617	32,161	32,161	(3,060)	1,342	✓	✓
Houston Transtar Center Fund	2,390	3,427	430	3,427	3,427	(868)	3,088	✓	✓
Laboratory Operations & Maintenance Fund	454	567	13	567	567	(16)	271	✓	✓
Local Truancy Prevention & Diversion Fund	608	990	93	990	990	(395)	412	✓	✓
Maintenance Renewal & Replacement Fund	28,444	33,981	1,704	33,981	33,981	(1,550)	4,921	✓	✓
Municipal Court Building Security Fund	504	661	1	661	661	(108)	274	✓	✓
Municipal Court Technology Fee Fund	876	1,287	38	1,287	1,287	(492)	1,300	✓	✓
Municipal Jury Fund	-	-	-	-	-	10	32	✓	✓
Parks Golf Special Fund	7,087	8,033	1,085	8,033	8,033	(234)	1,542	✓	✓
ParkHouston Special Revenue Fund	18,139	20,738	1,991	20,738	20,738	(898)	1,305	✓	✓
Parks Special Revenue Fund	2,140	3,300	245	3,300	3,300	(281)	2,112	✓	✓
Planning & Development Special Rev. Fund	9,585	11,882	955	11,882	11,882	(1,181)	7,495	✓	✓
Police Special Services Fund	11,056	10,933	593	10,933	10,933	(3,007)	5,181	✓	✓
Recycling Revenue Fund	2,179	4,168	51	4,168	4,168	108	5,693	✓	✓
Special Waste Transportation & Inspection Fund	5,151	5,351	497	5,351	5,351	(722)	566	✓	✓
Swimming Pool Safety Fund	1,296	2,514	237	2,514	2,514	(1,020)	327	✓	✓
Tourism Promotion Special Revenue Fund	17,951	21,122	644	21,122	21,122	(338)	3,349	✓	✓

* Expenditures include non-operating expenditures

** Dedicated Drainage Fund and Storm Water Fund are not technically Enterprise Funds, but are grouped with the Combined Utility System for clarity

! Indicates projection exceeds 5% or $5M of budget expenditures

City of Houston, Texas
Commercial Paper Issued and Available
For the period end August 31, 2022
(amounts expressed in millions)

COMMERCIAL PAPER	Draws FY23	Draws Month	Refunded FY23	Amount Available to be Drawn	Amount Outstanding
General Obligation					
Voter Authorized 2001; 2006; 2012 and 2017 Elections					
Series G-1	0.00	0.00	0.00	75.00	0.00
Series G-2	10.00	10.00	0.00	61.00	64.00
Series H-2	0.00	0.00	0.00	46.00	54.00
Series J	0.00	0.00	0.00	125.00	0.00
Non-Voter Authorized					
Series E1-Equipment & Capital	0.00	0.00	0.00	75.00	25.00
Series E2- Equipment & Capital	5.00	5.00	0.00	30.00	40.00
Series E2- Metro Street Projects	0.00	0.00	0.00	30.00	0.00
Series K-1	0.00	0.00	0.00	200.00	0.00
Series K-2	0.00	0.00	0.00	100.00	0.00
Total General Obligation	**15.00**	**15.00**	**0.00**	**742.00**	**183.00**
Combined Utility System					
Series B-1	0.00	0.00	0.00	100.00	0.00
Series B-2	0.00	0.00	0.00	75.00	0.00
Series B-3	0.00	0.00	0.00	75.00	0.00
Series B-4	0.00	0.00	0.00	100.00	0.00
Series B-5	0.00	0.00	0.00	250.00	0.00
Series B-6	0.00	0.00	0.00	100.00	0.00
Total Combined Utility System	**0.00**	**0.00**	**0.00**	**700.00**	**0.00**
Airport System					
Series A&B	35.00	15.00	0.00	130.00	220.00
Total Airport System	**35.00**	**15.00**	**0.00**	**130.00**	**220.00**
Convention & Entertainment					
Series A	0.00	0.00	0.00	49.00	26.00
Series B	0.00	0.00	0.00	49.00	1.00
Total Convention and Entertainment	**0.00**	**0.00**	**0.00**	**98.00**	**27.00**
Totals	**$50.00**	**$30.00**	**$0.00**	**$1,670.00**	**$430.00**

City of Houston, Texas
Total Outstanding Debt
For the period end August 31, 2022
(amounts expressed in thousands)

	August 31, 2022	August 31, 2021
Payable from Ad Valorem Taxes		
Public Improvement Bonds [(a)]	1,682,020	1,781,900
Commercial Paper Notes [(b)]	183,000	42,600
Pension Obligations	1,469,410	1,497,630
Certificates of Obligations	12,365	11,085
Subtotal	**3,346,795**	**3,333,215**
Payable from Sources Other Than Ad Valorem Taxes		
Combined Utility System		
Combined Utility System Revenue Bonds	6,324,050	6,441,895
Combined Utility System Commercial Paper Notes [(c)]	0	-
Water and Sewer System Revenue Bonds [(d)]	145,017	152,627
Contract Revenue Obligations - CWA	48,870	52,995
Combined Utility System Subordinate Lien	445,115	457,590
Airport System		
Airport System Subordinate Lien	2,055,965	2,133,665
Airport System Sr. Lien Commercial Paper Notes [(e)]	220,000	40,000
Airport Special Facilities Revenue Bonds [(f)]	1,153,100	1,172,125
Hotel Occupancy Tax and Civic Parking		
Facilities Revenue Bonds [(g)]	552,359	573,530
Hotel Occupancy Tax And Parking Revenue Flexible Rate Notes, Series A&B [(h)]	27,000	27,000
Subtotal	**10,971,476**	**11,051,427**
Total Debt Payable by the City	**$14,318,271**	**$14,384,642**

(a) In November 2001, voters authorized $776 million in tax bonds. In November 2006, voters authorized $625 million in tax bonds. In November 2012, voters authorized $410 million in tax bonds. In November 2017, voters authorized $495 million in tax bonds.

(b) The City has authorized maximum issuance of General Obligation Commercial Paper Programs Series E-1: $100 million, E-2: $100 million, G-1: $75 million, G-2: $125 million, H-2: $100 million, J: $125 million, K1: $200 million and K2: $100 million.

(c) The City has authorized $700 million in Combined Utility System Commercial Paper Notes.

(d) As of August 31, 2022, total outstanding includes $106.07 million accreted value of capital appreciation bonds.

(e) The City authorized the increase of Airport Senior Lien Commercial Paper Notes Series A&B from $150 million to $350 million. In May 2016, the Airport Inferior Lien appropriation facilities was also increased from $225 million to $450 million.

(f) The City of Houston is not legally obligated for payment of the debt service for the Special Facilitated Revenue Bonds. All Special Facility Revenue Bonds are secured solely from Special Facility Lease Revenues.

(g) As of August 31, 2022, total outstanding includes $169.27 million accreted value of capital appreciation bonds.

(h) The City authorized $75 million of Subordinate Lien Hotel Occupancy Tax and Parking Revenue Flexible Rate Notes, Series A in October 2017, and authorized $50 million of Subordinate Lien Hotel Occupancy Tax and Parking Revenue Flexible Rate Notes, Series B in May 2019.

City of Houston, Texas
Voter-Authorized Obligations
For the period end August 31, 2022
(amounts expressed in thousands)

Purposes	Voter Authorized	Approved by City Council for Issuance as Commercial Paper Notes	Commercial Paper Issued [a]	Commercial Paper Notes Approved by City Council but Unissued	All Voter Authorized but Unissued
November 2001 Election					
Streets, Bridges, Traffic Control	$ 474,000	$ 474,000	$ 471,300	$ 2,700	$ 2,700
Parks and Recreation	80,000	80,000	80,000	-	-
Police and Fire Departments	82,000	82,000	82,000	-	-
Permanent and General Improvements [b]	80,000	80,000	80,000	-	-
Public Libraries	40,000	40,000	40,000	-	-
Low Income Housing	20,000	20,000	20,000	-	-
Total	**776,000**	**776,000**	**773,300**	**2,700**	**2,700**
November 2006 Election					
Streets, Bridges, Traffic Control [C]	$ 320,000	$ 219,950	$ 97,248	$ 122,702	$ 222,752
Parks and Recreation	$ 55,000	$ 55,000	$ 55,000	$ -	$ -
Public Safety	$ 135,000	$ 135,000	$ 135,000	$ -	$ -
Permanent and General Improvements [b]	$ 60,000	$ 60,000	$ 60,000	$ -	$ -
Public Libraries	$ 37,000	$ 37,000	$ 37,000	$ -	$ -
Low Income Housing	$ 18,000	$ 18,000	$ 10,731	$ 7,269	$ 7,269
Total	**$ 625,000**	**$ 524,950**	**$ 394,979**	**$ 129,971**	**$ 230,021**
November 2012 Election					
Streets, Bridges, Traffic Control	$ -	$ -	$ -	$ -	$ -
Parks and Recreation	$ 166,000	$ 166,000	$ 137,294	28,706	28,706
Public Safety	$ 144,000	$ 144,000	$ 144,000	0	0
Permanent and General Improvements [b]	$ 57,000	$ 57,000	$ 46,116	10,884	10,884
Public Libraries	$ 28,000	$ 28,000	$ 28,000	0	0
Low Income Housing	$ 15,000	$ 10,188	$ 4,808	5,380	10,192
Total	**$ 410,000**	**$ 405,188**	**$ 360,218**	**$ 44,970**	**$ 49,782**
November 2017 Election					
Streets, Bridges, Traffic Control	$ -	-	$ -	$ -	$ -
Parks and Recreation	$ 104,000	53,918	$ -	53,918	104,000
Public Safety	$ 159,000	159,000	$ 26,582	132,418	132,418
Permanent and General Improvements [b]	$ 109,000	92,634	$ 44,018	48,616	64,982
Public Libraries	$ 123,000	52,799	$ 26,873	25,926	96,127
Low Income Housing	$ -	-	$ -	-	$ -
Total	**$ 495,000**	**$ 358,351**	**$ 97,473**	**$ 260,878**	**$ 397,527**
Combined Total (2001, 2006, 2012 and 2017 Elections)	**$ 2,306,000**	**$ 2,064,489**	**$ 1,625,970**	**$ 438,519**	**$ 680,030**

(a) As of August 31, 2022
(b) Includes Public Health and Solid Waste Management
(c) FIF Loan Addition: PIB2021D $10,100 and PIB2021E $8,583.
Note: This schedule sets forth the categories of bond authorization approved by the voters in elections held in November of 2001 (the "2001 Election") and November of 2006 (the "2006 Election"),and November of 2012 (the "2012 Election"),and November of 2017 (the "2017 Election") the amount of each such authorization approved by City Council for issuance as Commercial Paper Notes, the amount of commercial paper. issued as of year-end, and the amount of commercial paper approved but unissued. The City has issued all bonds authorized at the election held in November of 1997.

Fund Descriptions

General Fund (1000)

General Revenues (i.e. property taxes, sales taxes, franchise fees, municipal courts fines, etc.) are budgeted and received in the General Fund for the support of most basic City services. Operations and services for public safety, financial services, libraries, solid waste management, health, most parks and recreation services, street traffic control, esplanade mowing and citywide administration are included in the General Fund.

Enterprise Funds

Aviation Operating Fund (8001)
The Aviation Operating Fund is an enterprise fund which accounts for operation of the City's airport system. The airport system is comprised of the George Bush Intercontinental Airport/Houston, William P. Hobby Airport, and Ellington Airport. Activities of the department include: operations, maintenance, planning and construction, public service and administration. The Department coordinates its activities with the Federal Aviation Administration (FAA), other federal and state agencies, the airlines, and tenants of the airport facilities.

Convention and Entertainment Facilities Operating Fund (8601)
The Convention and Entertainment Facilities Operating Fund is an enterprise fund that accounts for the operation of the City's five major entertainment centers and city-owned parking garages: Jesse H. Jones Hall, Bayou Place, Gus S. Wortham Center, George R. Brown Convention Center and Theater District Garage.

Combined Utility System Fund (8300, 8301, 8305)
The Combined Utility System is composed of three separate funds: the Water and Sewer System Operating Fund, the Combined Utility System Operating Fund and the Combined Utility System General Purpose Fund. The fund provides for the operation of the City's treated and untreated water, as well as, receives and process wastewater generated in a service area that includes the City, certain municipalities and unincorporated communities in the Houston metropolitan area. Some of the City's largest customers are other cities and water authorities which supply water to their own customers. This fund is administered by the Public Works & Engineering Department.

Dedicated Drainage & Street Renewal Fund - Drainage Charge Fund (2310)
The Dedicated Drainage & Street Renewal Fund (DDSRF) funds group provides a dedicated, pay-as-you-go fund for enhancement, improvement and ongoing renewal of Houston's drainage and streets, as well as traffic control operations. This fund is funded by the Drainage Fee and is administered by the Houston Public Works Department. The DDSRF funds group is not technically an enterprise fund but is grouped with the Combined Utility System for clarity.

Dedicated Drainage & Street Renewal Fund - Ad Valorem Tax Fund (2311)
Prior to FY2021, this fund was a part of DDSRF Fund 2310. The DDSRF funds group provides a dedicated, pay-as-you-go fund for enhancement, improvement and ongoing renewal of Houston's drainage and streets, as well as traffic control operations. This fund is funded by Ad Valorem Tax and is administered by the Houston Public Works Department. The DDSRF funds group is not technically an enterprise fund but is grouped with the Combined Utility System for clarity.

Dedicated Drainage & Street Renewal Fund - Metro ET AL Fund (2312)
Prior to FY2021, this fund was a part of DDSRF Fund 2310. The DDSRF funds group provides a dedicated, pay-as-you-go fund for enhancement, improvement and ongoing renewal of Houston's drainage and streets, as well as traffic control operations. This fund is primarily funded by reimbursements under the Metro General Mobility Program and is administered by the Houston Public Works Department. The DDSRF funds group is not technically an enterprise fund but is grouped with the Combined Utility System for clarity.

Storm Water Fund (2302)
This fund receives revenue from the Combined Utility System Fund and Dedicated Drainage and Street Renewal Fund. Funds are transferred to this fund to support storm water drainage operation and maintenance activities. The core purpose is to provide the best level of maintenance to the storm water infrastructure with the resources provided and to maintain flow of storm water free of debris and foreign objects that cause flooding.

Risk Management Funds

Health Benefits Fund (9000)
The Health Benefits Fund, an Internal Service Fund administered by the Human Resources Department, was established in 1984 to centralize the financial transactions for the City's benefit plans. Health Benefits Effective May 1, 2011, the City elected to be substantially self-insured and awarded CIGNA a three-year contract with two (2) one-year renewal options for 4 new health plans. The new health benefits model is composed of four (4) plans, all of which have heavy emphasis on a wellness component, and includes; 1) a limited network HMO-type plan, 2) an open access PPO-type plan with no out-of-network coverage, 3) a consumer driven high deductible Health Plan (CDHP), partnered with a health reimbursement account, and 4) a specific plan for retirees, mostly those under age 65, who live outside the limited network service area but who live in Texas. Effective 08/01/11, all 65+ Medicare eligible retirees must enroll in the 6 MA plans or opt out. These plans are supported by contributions from the city and participants. The Fund also includes two dental plans, a dental/health maintenance organization (DHMO) and a dental indemnity plan. Both plans are supported exclusively by participants.

Long Term Disability Fund (9001)
This fund is used to account for the long-term sick leave benefits for eligible City employees. The LTO Fund is funded solely by the City through premiums charged to the departments based on the number of employees covered by the plan. Such premiums cover the cost of all benefits (claims) to the employees and third party administrative fees. This fund is administered by the Human Resources Department.

Property and Casualty Fund (1004)
This fund records the transactions of the City's self-insurance program for lost and personnel action claims. The Administration and Regulatory Affairs Department oversees the insurance functions while the Legal Department administers the claims portion. Revenue is generated from premiums assessed to other funds; premiums are based on projected expenditures.

Workers' Compensation Fund (1011)
This fund was established to collect and report all costs of compliance to statutes related to Workers Compensation. The revenues are derived through charging the departments an administrative premium semi-monthly per employee plus all direct costs related to claim expenditures, which includes indemnity, medical and disability payments. This fund is administered by the Human Resources Department. The Workers' Compensation Fund is a revolving fund administered by the Human Resources Department. The Fund was established to centralize the financial transactions in the areas of Accident Prevention, Loss Control and Workers' Compensation.

Special Revenue Funds

Asset Forfeiture Fund (2202, 2203, 2204)
This fund is administered by the Houston Police Department (HPD). The City receives forfeited funds resulting from HPD's role in drug-related seizures. This fund provides resources beyond HPD's General Fund budget for crime enforcement. Specifically, this fund is used to address the drug problem in a manner consistent with the department's Comprehensive Narcotics Plan.

Auto Dealers Special Revenue Fund (2200)
This fund is budgeted to collect the license fees paid by tow truck drivers and various automotive sales, repair, storage and salvage dealers to finance a portion of the Houston Police Department's enforcement efforts regarding privately owned storage lots. This fund is also administered by the Houston Police Department.

BARC Special Revenue Fund (2427)
BARC (Bureau of Animal Regulation and Care) is authorized to receive funds from any source for the purpose of supporting the maintenance and operation of the City's animal shelter facilities and programs. This fund is administered by the Administration and Regulatory Affairs Department.

Bayou Greenway 2020 Fund (2106)
This fund is administered by the Houston Parks and Recreation Department (HPARD). This fund was created to manage the HPARD's maintenance of the White Oak Bayou Trail based upon the Bayou Greenways 2020 initiative agreement entered between the City of Houston and the Houston Parks Board, Inc. in December 2013.

Building Inspection Special Fund (2301)
This fund includes all construction and building permit revenues and expenditures for inspections and permitting activities. Outdoor sign license fees are received in this fund for enforcement of the City's sign ordinance. This fund is administered by the Public Works and Engineering (PWE) Department.

Cable Television Special Fund (2401, 2428)
This fund, under certain cable television franchise agreements with the City, receives contributions on a subscriber basis. This fund is used for public access cable television programming and related costs. The Mayor's Office is responsible for administering this fund.

Child Safety Fund (2209)
This fund is used to account for monies received for public, parochial and private school crossing guard programs. Revenues to the fund come from an assessment of Municipal Court fees on non-criminal municipal violations and a portion of each vehicle registration authorized by Harris County. The Police Department administers this fund.

Contractor Responsibility Fund (2424)
This fund is managed by the Office of Business Opportunity (OBO) and governed by Executive Order 1-7. Funds are collected through the implementation of the Pay or Play Program, which is administered by OBO. The revenue collected in the Contractor Responsibility Fund is used to offset the cost of uninsured citizens in the Houston and Harris County area.

Essential Public Health Services Fund (2010)
This fund was created for the purpose of offsetting costs associated with the administration of Medicaid Transformation Waiver projects and to perform other essential public health services as defined by Chapter 121 of the Texas Health and Safety Code. This fund is administered by the Houston Health Department.

Forensic Transition Special Fund (2213)
The Forensic Transition Special Fund was created for the transition of forensic operations from the Houston Police Department to the independent Houston Forensics Science Local Government Corporation (LGC). The funds budget covers City of Houston employees that provide services to the Houston Forensic Science LGC.

Health Special Revenue Fund (2002)
This fund includes several programs that are supported by ordinances including ambulance permits, food and drug, vital statistics, international travel immunizations, Geriatric Dental Program and specific public health purposes. This fund is administered by the Houston Health Department.

Historic Preservation Fund (2306)
This fund is administered by the Planning and Development Department and the Houston Public Library. This fund was established in FY2010 to utilize funds set aside from the sale of historic fire stations by the City in FY2009. This fund is used to promote historic preservation programs. It utilizes City funds as seed money to encourage private investment, attract grant funds, and support educational programs that will further preservation efforts in Houston. This fund also provides future funding for the maintenance needs of the historic Julia Ideson Building.

Houston Emergency Center Fund (2205)
This fund consolidates the City's four separate emergency services (Police, Fire/EMS computer Aided Dispatch System, Radio System and Records Management Systems) into one state of the art facility. This fund is administered by the Houston Emergency Center Department.

Houston TranStar Center Fund (2402)
This fund was established for planning, design, operation and maintenance of transportation and emergency management operations within the greater Houston area. Funding is derived from revenue received from member agencies and is prorated based on occupancy and use of center facilities. This fund is administered by the Public Works and Engineering Department.

Laboratory Operations and Maintenance Fund (2008)
This fund is solely designated for laboratory operations and maintenance for the retention of all revenue from laboratory fees. It pertains to Ordinance Amending Chapter 21 of the Code of Ordinance relating to laboratory fee. This fund is administered by the Houston Health Department.

Local Truancy Prevention and Diversion Fund (2211)
This fund was formerly named the "Juvenile Case Manager Fee Fund" created in FY2009 and administered by the Municipal Courts Department (MCD). The name changed occurred in January of FY2020 and continues to be administered by MCD. The fund includes expenditures for the salary, benefits, and operational costs related to the staff. Revenue is generated from the funds portion of the local consolidated fee dictated by section 134.103 of the Texas Local Government Code. The mission of the fund is to partner with school districts within the City of Houston in an effort to increase school attendance and reduce truancy through early identification, assessment and prevention services to enhance the accountability of the students and families, and to limit a juvenile's exposure to the criminal justice system.

Maintenance Renewal and Replacement Fund (MRR) (2105)
This fund is to provide funds needed to maintain and replace systems in buildings and assets as well as to protect the City of Houston's investments. This fund recognizes the shared responsibility of the City and its departments to maintain, upgrade, or replace building systems as they approach the end of their life cycle. This fund also addresses development and maintenance of the physical infrastructure of these facilities. This fund is administered, in partnership, by General Services Department and Parks and Recreation Department.

Municipal Court Building Security Fund (2206)
This Fund was established in FY 1997 and is administered by the Municipal Courts Department. The fund includes all security related contractual expenditures and additional security enhancements for the courts. Revenue is generated from the funds portion of the local consolidated fee dictated by section 134.103 of the Texas Local Government Code. The mission of the Municipal Court Building Security Fund is to protect the health and welfare of civilians and employees by ensuring that adequate equipment, procedure, and personnel are present at all court facilities.

Municipal Jury Fund (2215)
The fund was created in January of FY2020 and is administered by the Municipal Courts Department. Revenue is generated from the funds portion of the local consolidated fee dictated by section 134.103 of the Texas Local Government Code. Funds shall only be used to fund juror reimbursements and otherwise finance jury services.

Municipal Court Technology Fee Fund (2207)
This fund was established in FY 2001 and is administered by the Municipal Courts Department. Revenue is generated from the funds portion of the local consolidated fee dictated by section 134.103 of the Texas Local Government Code. The purpose of the fund is to finance technological enhancements for the Municipal Courts and maintain systems to operate in an efficient manner.

ParkHouston Special Revenue Fund (8700)
This Fund was formerly named the "Parking Management Fund". This fund is responsible for managing and providing on-street parking alternatives to the citizens in the Greater Houston area. This fund is administered by the Administration and Regulatory Affairs Department.

Parks Golf Special Revenue Fund (2104)
This fund was created to receive the revenues derived from all golf facilities, whether operated by the City or private entities, including all related concession fee revenues which are to be used exclusively for the maintenance, operation and improvement to any or all such golf courses.

Parks Special Revenue Fund (2100)
This is a Parks and Recreation Department fund for revenue from revenue generating activities and certain expenditures related to operations of the City's municipal tennis centers. As well as supplementing youth programs.

Planning and Development Special Revenue Fund (2308)
This fund was established in FY2016 to support development-related services such as: subdivision plat review, permit review and one half of the lot size/minimum building line program. The fund is administered by the Planning and Development Department.

Police Special Services Fund (2201)
This fund is used to account for activities that are not covered under the General Fund Budget. The activities include: joint police operations, security and traffic control, undercover support services and use of Houston Police Department facilities. The Houston Police Department administers this fund.

Recycling Revenue Fund (2305)
This fund was created to allocate dedicated funds to be used for the expansion and implementation of the City's Recycling Programs. Efforts include citywide tree waste recycling, additional neighborhood depository sites, curbside recycling and increased education and outreach. These efforts allow the City to improve its current landfill diversion rate. This fund is administered by the Solid Waste Management Department.

Special Waste Transportation and Inspection Fund (2423)
The purpose of this fund is to prevent the infiltration of fats, oils, and grease into the sanitary sewer system, and to assure that the City's infrastructure and health of the citizens are protected. All fees collected are expended only for the costs of permitting, inspecting, monitoring, controlling, educating and enforcing any violation pertaining to the management and disposal of the City-regulated waste. This fund is administered by the Houston Health Department.

Swimming Pool Safety Fund (2009)
This fund receives proceeds from enforcing municipal, state and federal pool and spa safety standards. State and federal pool and safety standards apply to all pools and spas serving more than two dwellings; in accordance with the requirements, operators of pool and spas at apartment or condominium projects are required to obtain permits and to comply with the standards. The fees collected in pursuant of swimming pool and spa safety are used for the purposes of activities related to permitting, inspecting, monitoring, abating, controlling, educating and enforcement of municipal, state and federal standards. This fund is administered by the Houston Health Department.

Tourism Promotion Special Revenue Fund (2429)
Previously known as the Houston Civic Events Fund, this fund is administered by the Mayor's Office. This fund was created to promote tourism through management and coordination of the civic celebration program, city's art and cultural plan, promote business travel and hotel occupancy in the City of Houston as well as protocol services.

CITY OF HOUSTON
TEXAS