

## Component Units

Component Units (Governmental and Business-Type) are legally separate organizations for which elected officials of the City of Houston are financially accountable or the nature and significance of the relationship is such that exclusion would cause financial statements to be misleading or incomplete. Therefore, these component units should be included in the City's 5 year Capital Improvement Plan.

Governmental type units provide services largely through non-exchange revenues (taxes are the most common example) and includes primarily boards and redevelopment authorities.

Business-type units are financed and operated in a manner similar to private business enterprise where the cost of providing goods or services to the general public is financed primarily through user charges.

## Table of Component Units

Unit	Has CIP?	CIP as Of:
<b>Governmental Type</b>		
City Park Redevelopment Authority	N	
East Downtown Redevelopment Authority	Y	FY14-18
Fifth Ward Redevelopment Authority	N	
Fourth Ward Redevelopment Authority	Y	FY14-18
Greater Greenspoint Redevelopment Authority	Y	FY14-18
Greater Houston Convention and Visitors Bureau	N	
Gulfgate Redevelopment Authority	N	
Hardy Near Northside Redevelopment Authority	Y	FY14-18
HALAN – Houston Area Library Automated Network Board	N	
Houston Arts Alliance	N	
Houston Downtown Park Corporation	N	
Houston Forensic Science LGC, Inc.	N	
Houston Media Source	N	
Houston Parks Board, Inc.	Y	FY15-19
Houston Parks Board LGC., Inc.	N	
Houston Public Library Foundation	N	
Houston Recovery Center LGC	N	
Lamar Terrace Public Improvement District	N	
Land Assemblage Redevelopment Authority	N	
Leland Woods Redevelopment Authority	N	
Leland Woods Redevelopment Authority II	N	
Main Street Market Square Redevelopment Authority	Y	FY14-18
Memorial City Redevelopment Authority	Y	FY14-18
Memorial-Heights Redevelopment Authority	Y	FY14-18
Midtown Redevelopment Authority	Y	FY14-18
Miller Theatre Advisory Board, Inc.	N	
Old Sixth Ward Redevelopment Authority	Y	FY14-18
OST/Almeda Corridors Redevelopment Authority	Y	FY14-18
Saint George Place Redevelopment Authority	Y	FY14-18
South Post Oak Redevelopment Authority	N	
Southwest Houston Redevelopment Authority	Y	FY14-18
Upper Kirby Redevelopment Authority	Y	FY14-18
Uptown Development Authority	Y	FY14-18
<b>Business Type</b>		
Houston First Corporation (formerly Houston Convention Center Hotel Corporation)	Y	FY15-19
Houston Housing Finance Corporation	N	
Houston Zoo, Inc.	Y	FY14-18

## Summary Table of Governmental Component Units

2015-2019 CAPITAL IMPROVEMENT PLAN (\$ Thousands )

<u>Unit</u>	<u>FY15</u>	<u>FY16</u>	<u>FY17</u>	<u>FY18</u>	<u>FY19</u>	<u>Total</u>
Midtown Redevelopment Authority (TIRZ 2)	8,625	14,600	13,300	12,500		49,025
Main Street Market Square Redevelopment Authority (TIRZ 3)	4,600	2,900	3,200	4,100		14,800
Memorial-Heights Redevelopment Authority (TIRZ 5)	1,985	1,540	2,400	4,720		10,645
OST/Almeda Corridors Redevelopment Authority (TIRZ 7)	19,365	4,530	3,401	4,122		31,418
Greater Greenspoint Redevelopment Authority (TIRZ 11)	7,650	3,915	4,040	8,725		24,330
Old Sixth Ward Redevelopment Authority (TIRZ 13)	75	990	100	528		1,693
Fourth Ward Redevelopment Authority (TIRZ 14)	775	2,757	750	2,551		6,833
East Downtown Redevelopment Authority (TIRZ 15)	1,060	1,060	1,060	1,060		4,240
Uptown Development Authority (TIRZ 16)	43,750	51,350	57,500	29,800		182,400
Memorial City Redevelopment Authority (TIRZ 17)	15,435	10,855	3,985	3,200		33,475
Upper Kirby Redevelopment Authority (TIRZ 19)	15,419	12,411	9,043	6,398		43,271
Southwest Houston Redevelopment Authority (TIRZ 20)	1,000	9,000	2,500	2,000		14,500
Houston Parks Board, Inc.	13,823	57,304	35,506	20,159	17,441	144,233
<b>Total</b>	<b>133,562</b>	<b>173,212</b>	<b>136,785</b>	<b>99,863</b>	<b>17,441</b>	<b>560,863</b>

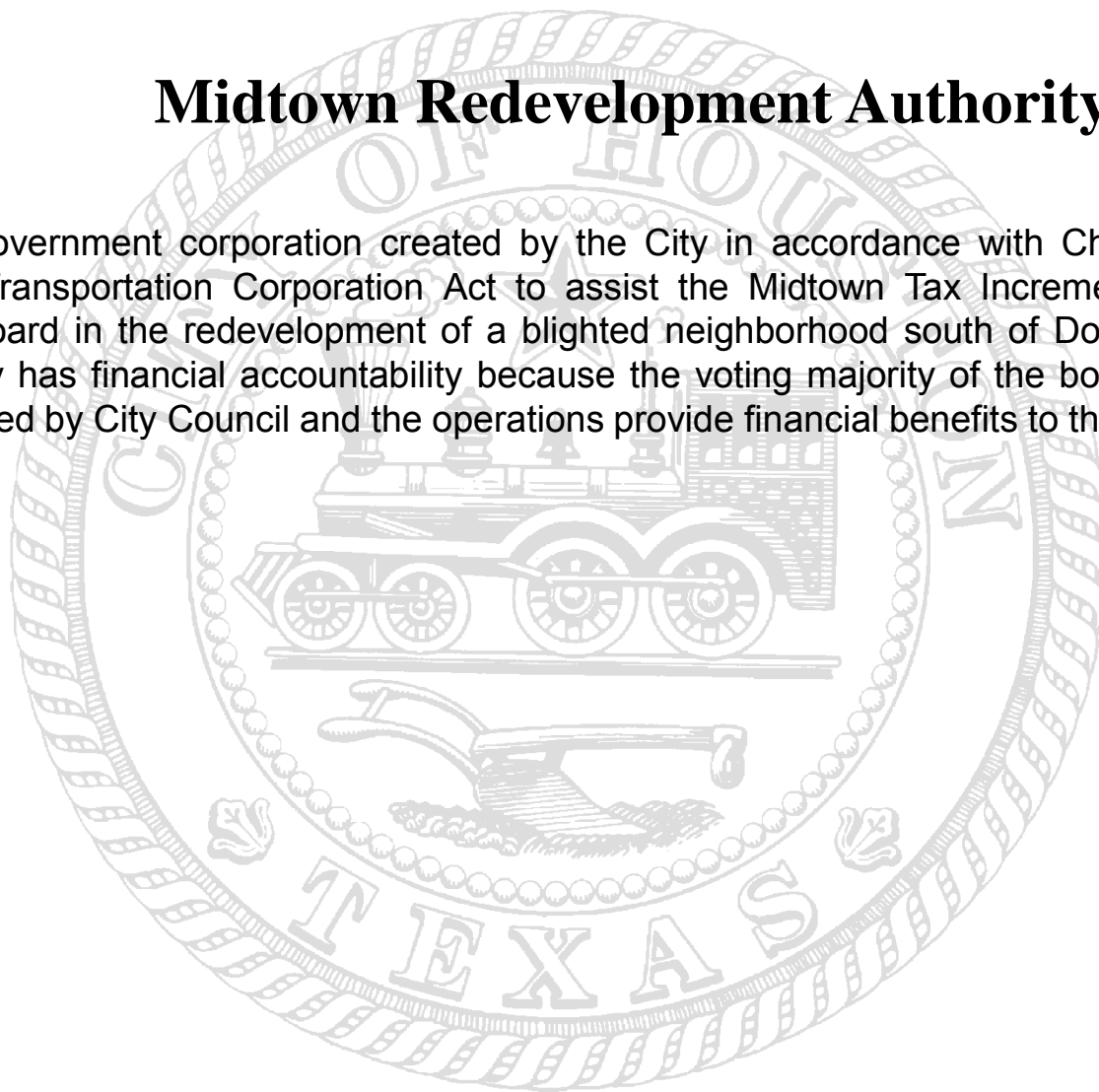
## Summary Table of Business Type Component Units

### 2015-2019 CAPITAL IMPROVEMENT PLAN (\$ Thousands )

<u>Unit</u>	<u>FY15</u>	<u>FY16</u>	<u>FY17</u>	<u>FY18</u>	<u>FY19</u>	<u>Total</u>
Houston Zoo, Inc.	29,350	16,450	24,550	3,000		73,350
Houston First Corporation	108,784	67,386	9,500	11,000	21,000	217,670
<b>Total</b>	<b>138,134</b>	<b>83,836</b>	<b>34,050</b>	<b>14,000</b>	<b>21,000</b>	<b>291,020</b>

## **Midtown Redevelopment Authority**

Local government corporation created by the City in accordance with Chapter 431 of the Texas Transportation Corporation Act to assist the Midtown Tax Increment Reinvestment Zone Board in the redevelopment of a blighted neighborhood south of Downtown Houston. The City has financial accountability because the voting majority of the board members are nominated by City Council and the operations provide financial benefits to the City.



# Component Unit - Summary of Funds

2015-2019 CAPITAL IMPROVEMENT PLAN (\$ Thousands)

CIP No.	Project	Fiscal Year Appropriations					2015-2019
		2015	2016	2017	2018	2019	
<b>T-0202</b>	<b>Land Acquisition - Midtown Parks*</b>						
	TIRZ		3,000	1,500			4,500
	<b>Project Total</b>		3,000	1,500			4,500
<b>T-0206</b>	<b>South East Neighborhood Street Reconstruction</b>						
	TIRZ	900	3,500				4,400
	<b>Project Total</b>	900	3,500				4,400
<b>T-0211</b>	<b>(HCC) Academic Walk Holman (FTA)</b>						
	TIRZ	100					100
	<b>Project Total</b>	100					100
<b>T-0213</b>	<b>Alabama Street Reconstruction</b>						
	TIRZ		400	600			1,000
	<b>Project Total</b>		400	600			1,000
<b>T-0220</b>	<b>Affordable Housing Land Banking Program **</b>						
	TIRZ	2,000	2,000	2,000	2,000		8,000
	<b>Project Total</b>	2,000	2,000	2,000	2,000		8,000
<b>T-0221</b>	<b>Midtown Superblock Park</b>						
	TIRZ	4,000	2,000				6,000
	<b>Project Total</b>	4,000	2,000				6,000
<b>T-0222</b>	<b>Street Overlay Program (Partnership with City of Houston)</b>						
	TIRZ	325					325
	<b>Project Total</b>	325					325
<b>T-0223</b>	<b>Safe Sidewalk Program (Partnership with City of Houston)</b>						
	TIRZ	500					500
	<b>Project Total</b>	500					500
<b>T-0224</b>	<b>Alabama Street Reconstruction/HCC</b>						
	TIRZ		2,000	2,100			4,100
	<b>Project Total</b>		2,000	2,100			4,100
<b>T-0230</b>	<b>Wheeler St. Pedestrian Enhancements</b>						
	TIRZ			3,000			3,000
	<b>Project Total</b>			3,000			3,000

## Component Unit - Summary of Funds

2015-2019 CAPITAL IMPROVEMENT PLAN (\$ Thousands)

CIP No.	Project	Fiscal Year Appropriations					2015-2019
		2015	2016	2017	2018	2019	
<b>T-0232</b>	<b>Public and Cultural Facilities ***</b>						
	TIRZ	200	200	100			500
	<b>Project Total</b>	200	200	100			500
<b>T-0235</b>	<b>Holman Pedestrian Enhancements (7Blocks)(MRA)</b>						
	TIRZ	100					100
	<b>Project Total</b>	100					100
<b>T-0239</b>	<b>Brazos Street Reconstruction</b>						
	TIRZ	500	1,500	1,500	4,500		8,000
	<b>Project Total</b>	500	1,500	1,500	4,500		8,000
<b>T-0241</b>	<b>Almeda Crawford</b>						
	TIRZ			2,000	6,000		8,000
	<b>Project Total</b>			2,000	6,000		8,000
<b>T-0242</b>	<b>Brazos Street Reconstruction</b>						
	TIRZ			500			500
	<b>Project Total</b>			500			500
	<b>Total Appropriations:</b>	8,625	14,600	13,300	12,500	0	49,025

## **Main Street Market Square Redevelopment Authority**

Local government corporation created by the City in accordance with Chapter 431 of the Texas Transportation Corporation Act to assist the Main St./Market Square Tax Increment Reinvestment Zone Board in the redevelopment of Downtown Houston. The City has financial accountability because the voting majority of the board members are nominated by City Council and the operations provide financial benefits to the City.





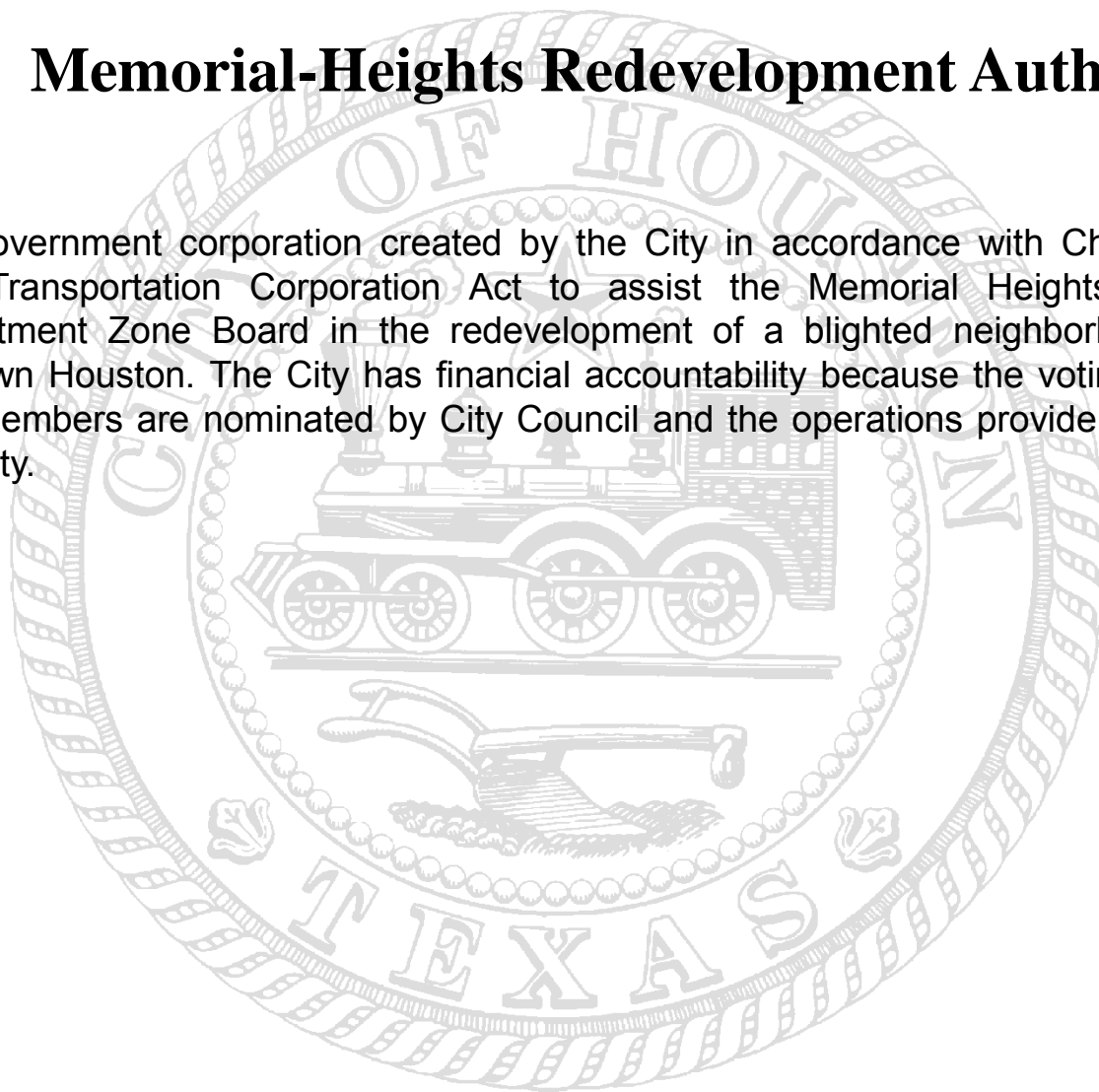
# Component Unit - Summary of Funds

## 2015-2019 CAPITAL IMPROVEMENT PLAN (\$ Thousands)

CIP No.	Project	Fiscal Year Appropriations					2015-2019
		2015	2016	2017	2018	2019	
T-0307	Southern Downtown Pocket Park						
	TIRZ		200	3,200	2,600		6,000
	<b>Project Total</b>		200	3,200	2,600		6,000
T-0308	Jones Plaza						
	TIRZ				1,500		1,500
	<b>Project Total</b>				1,500		1,500
T-0312	Main Street Upgrades						
	TIRZ	4,600	2,700				7,300
	<b>Project Total</b>	4,600	2,700				7,300
<b>Total Appropriations:</b>		4,600	2,900	3,200	4,100	0	14,800

## **Memorial-Heights Redevelopment Authority**

Local government corporation created by the City in accordance with Chapter 431 of the Texas Transportation Corporation Act to assist the Memorial Heights Tax Increment Reinvestment Zone Board in the redevelopment of a blighted neighborhood adjacent to Downtown Houston. The City has financial accountability because the voting majority of the board members are nominated by City Council and the operations provide financial benefits to the City.



## Component Unit - Summary of Funds

### 2015-2019 CAPITAL IMPROVEMENT PLAN (\$ Thousands)

CIP No.	Project	Fiscal Year Appropriations					2015-2019
		2015	2016	2017	2018	2019	
T-0512A	MKT to MKT C - Bonner to Shepard TIRZ						
	<b>Project Total</b>	756					756
T-0512B	MKT to MKT C - Heights to Bonner TIRZ						
	<b>Project Total</b>	779					779
T-0513	Rutland /Patterson Connector Trailhead & Bank Stabilization TIRZ						
	<b>Project Total</b>	450	1,040	2,400			3,890
T-0515	11th Street and Bryce Street Parking and Trail TIRZ						
	<b>Project Total</b>		500				500
T-0517	Flood Remediation/ Channel Reclamation Project TIRZ						
	<b>Project Total</b>				4,720		4,720
	<b>Total Appropriations:</b>	1,985	1,540	2,400	4,720	0	10,645

## **OST/Almeda Corridors Redevelopment Authority**

Local government corporation created by the City in accordance with Chapter 431 of the Texas Transportation Corporation Act to assist the OST/Almeda Corridors Tax Increment Reinvestment Zone Board in the redevelopment of a blighted neighborhood south of Downtown Houston. The City has financial accountability because the voting majority of the board members are nominated by City Council and the operations provide financial benefits to the City.



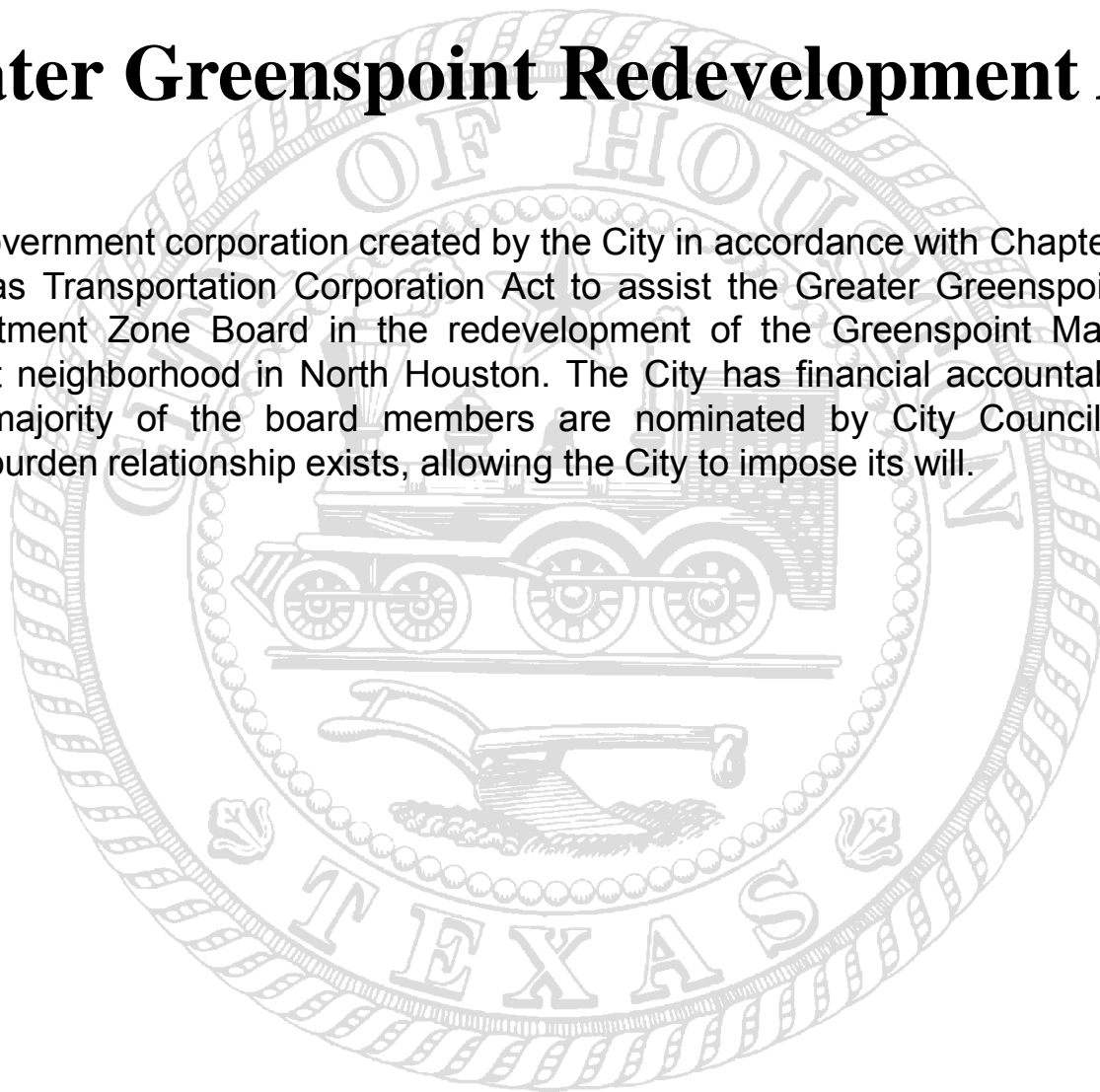
# Component Unit - Summary of Funds

## 2015-2019 CAPITAL IMPROVEMENT PLAN (\$ Thousands)

CIP No.	Project	Fiscal Year Appropriations					2015-2019
		2015	2016	2017	2018	2019	
<b>T-0701A</b>	<b>OST &amp; Griggs Landscape Project Phase II</b>						
	TIRZ	678	309				987
	Grant	224	152				376
	<b>Project Total</b>	902	461				1,363
<b>T-0710</b>	<b>Real Property Land Assembly &amp; Site Preparation</b>						
	TIRZ	66	66	66	66		264
	<b>Project Total</b>	66	66	66	66		264
<b>T-0711</b>	<b>Historic Dowling Street Reconstruction</b>						
	TIRZ			3,335	4,056		7,391
	<b>Project Total</b>			3,335	4,056		7,391
<b>T-0712</b>	<b>Historic Emancipation Park Project &amp; Community Center</b>						
	TIRZ	11,376	2,003				13,379
	Grant	5,949	2,000				7,949
	<b>Project Total</b>	17,325	4,003				21,328
<b>T-0722</b>	<b>Greater Third Ward Neighbor hood Project</b>						
	TIRZ	1,072					1,072
	<b>Project Total</b>	1,072					1,072
	<b>Total Appropriations:</b>	19,365	4,530	3,401	4,122	0	31,418

## Greater Greenspoint Redevelopment Authority

Local government corporation created by the City in accordance with Chapter 431 of the Texas Transportation Corporation Act to assist the Greater Greenspoint Tax Increment Reinvestment Zone Board in the redevelopment of the Greenspoint Mall and a blighted adjacent neighborhood in North Houston. The City has financial accountability because the voting majority of the board members are nominated by City Council and a financial benefit/burden relationship exists, allowing the City to impose its will.



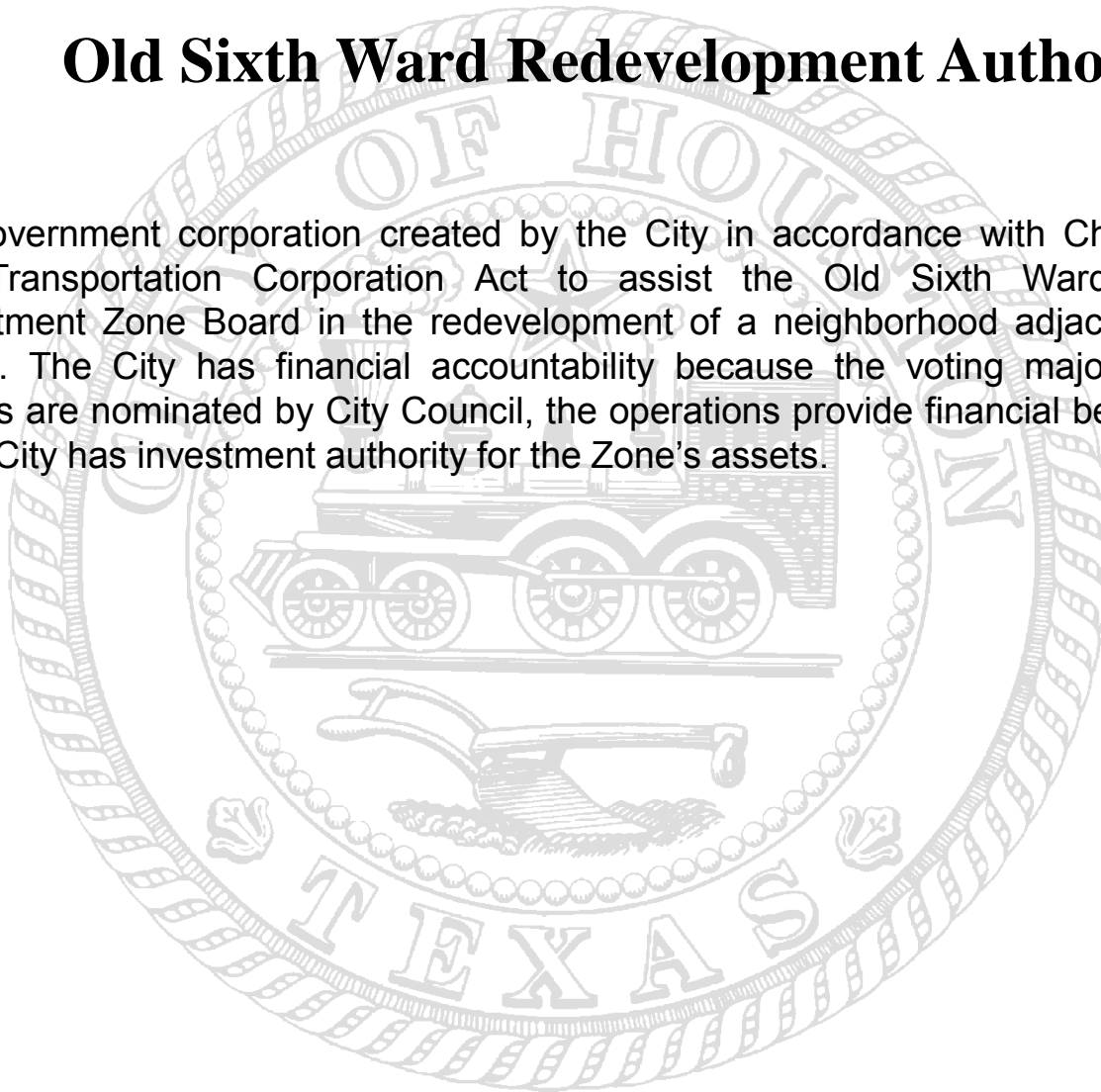
# Component Unit - Summary of Funds

## 2015-2019 CAPITAL IMPROVEMENT PLAN (\$ Thousands)

CIP No.	Project	Fiscal Year Appropriations					2014-2018
		2015	2016	2017	2018	2019	
T-1103	Greenspoint Area Streetscape Improvements TIRZ	150	75	75	75	75	375
	<b>Project Total</b>	150	75	75	75	75	375
T-1109	Tire Dump Remediation TIRZ			975	2,600		3,575
	<b>Project Total</b>			975	2,600		3,575
T-1111	Fire Station No. 84 TIRZ	1,200					1,200
	<b>Project Total</b>	1,200					1,200
T-1112	Airline Drive Improvements and Intersecting Streets Improvements TIRZ	1,575					1,575
	<b>Project Total</b>	1,575					1,575
T-1123	Greens Road Street and Drainage Improvements TIRZ	3,150	2,350				5,500
	<b>Project Total</b>	3,150	2,350				5,500
T-1124	Spring Recreational Area and Hike and Bike Trails TIRZ	3,150					3,150
	<b>Project Total</b>	3,150					3,150
T-1126	Undercrossing at Ella West & Aldine Bender TIRZ		1,150				1,150
	<b>Project Total</b>		1,150				1,150
T-1127	Gears, Greens Crossing & Ella Street Drainage TIRZ		340	2,140			2,480
	<b>Project Total</b>		340	2,140			2,480
T-1128	Northborough Street Drainage and Sidewalk Improvements TIRZ			690	5,000		5,690
	<b>Project Total</b>			690	5,000		5,690
T-1129	Signalization and Pedestrian Safety Improvements TIRZ			160	1,050		1,210
	<b>Project Total</b>			160	1,050		1,210
<b>Total Appropriations:</b>		9,225	3,915	4,040	8,725	0	25,905

## **Old Sixth Ward Redevelopment Authority**

Local government corporation created by the City in accordance with Chapter 431 of the Texas Transportation Corporation Act to assist the Old Sixth Ward Tax Increment Reinvestment Zone Board in the redevelopment of a neighborhood adjacent to Downtown Houston. The City has financial accountability because the voting majority of the board members are nominated by City Council, the operations provide financial benefits to the City, and the City has investment authority for the Zone's assets.





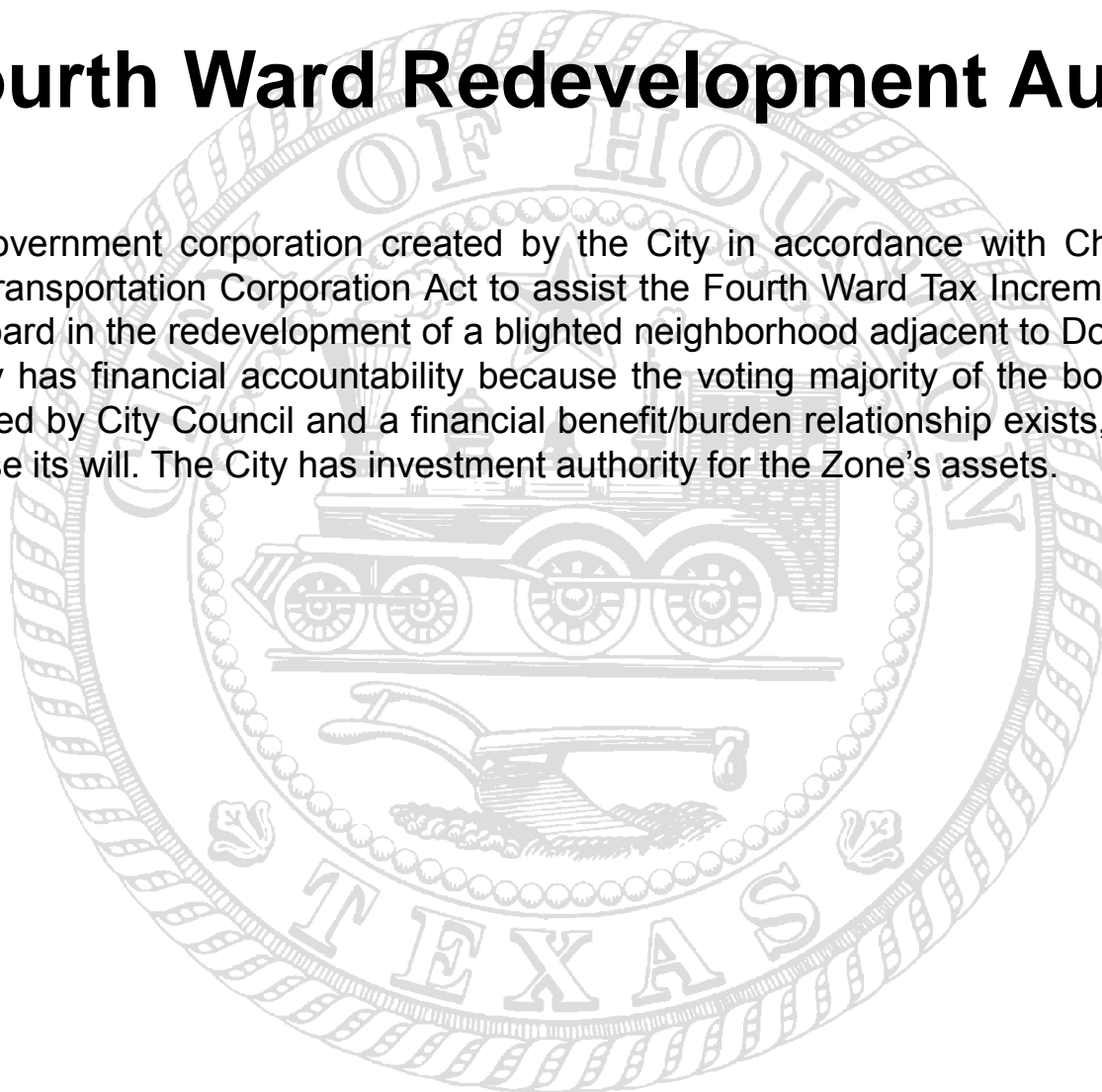
# Component Unit - Summary of Funds

## 2015-2019 CAPITAL IMPROVEMENT PLAN (\$ Thousands)

CIP No.	Project	Fiscal Year Appropriations					2015-2019
		2015	2016	2017	2018	2019	
T-1307	Historic Sabine Street TIRZ		940				940
	<b>Project Total</b>		940				940
T-1310	Hemphill Road TIRZ				528		528
	<b>Project Total</b>				528		528
T-1312	Sustainable Streetscapes TIRZ	75	50	100			225
	<b>Project Total</b>	75	50	100			225
	<b>Total Appropriations:</b>	75	990	100	528	0	1,693

## Fourth Ward Redevelopment Authority

Local government corporation created by the City in accordance with Chapter 431 of the Texas Transportation Corporation Act to assist the Fourth Ward Tax Increment Reinvestment Zone Board in the redevelopment of a blighted neighborhood adjacent to Downtown Houston. The City has financial accountability because the voting majority of the board members are nominated by City Council and a financial benefit/burden relationship exists, allowing the City to impose its will. The City has investment authority for the Zone's assets.



# Component Unit - Summary of Funds

## 2015-2019 CAPITAL IMPROVEMENT PLAN (\$ Thousands)

CIP No.	Project	Fiscal Year Appropriations					2015-2019
		2015	2016	2017	2018	2019	
T-1409	Fourth Ward Street Reconstruction Project TIRZ	525	2,707	550	2,551	6,333	
	<b>Project Total</b>	525	2,707	550	2,551	6,333	
T-1412	Historical Monuments TIRZ	250	50	200		500	
	<b>Project Total</b>	250	50	200		500	
	<b>Total Appropriations:</b>	775	2,757	750	2,551	0	6,833

## East Downtown

Local government corporation created by the City in accordance with Chapter 431 of the Texas Transportation Corporation Act to assist the East Downtown Tax Increment Zone Board in the redevelopment of a blighted neighborhood east of Downtown Houston. The City has financial accountability because the voting majority of the board members are nominated by City Council and a financial benefit/burden relationship exists, allowing the City to impose its will. In addition, there is a fiscal dependence on the City..

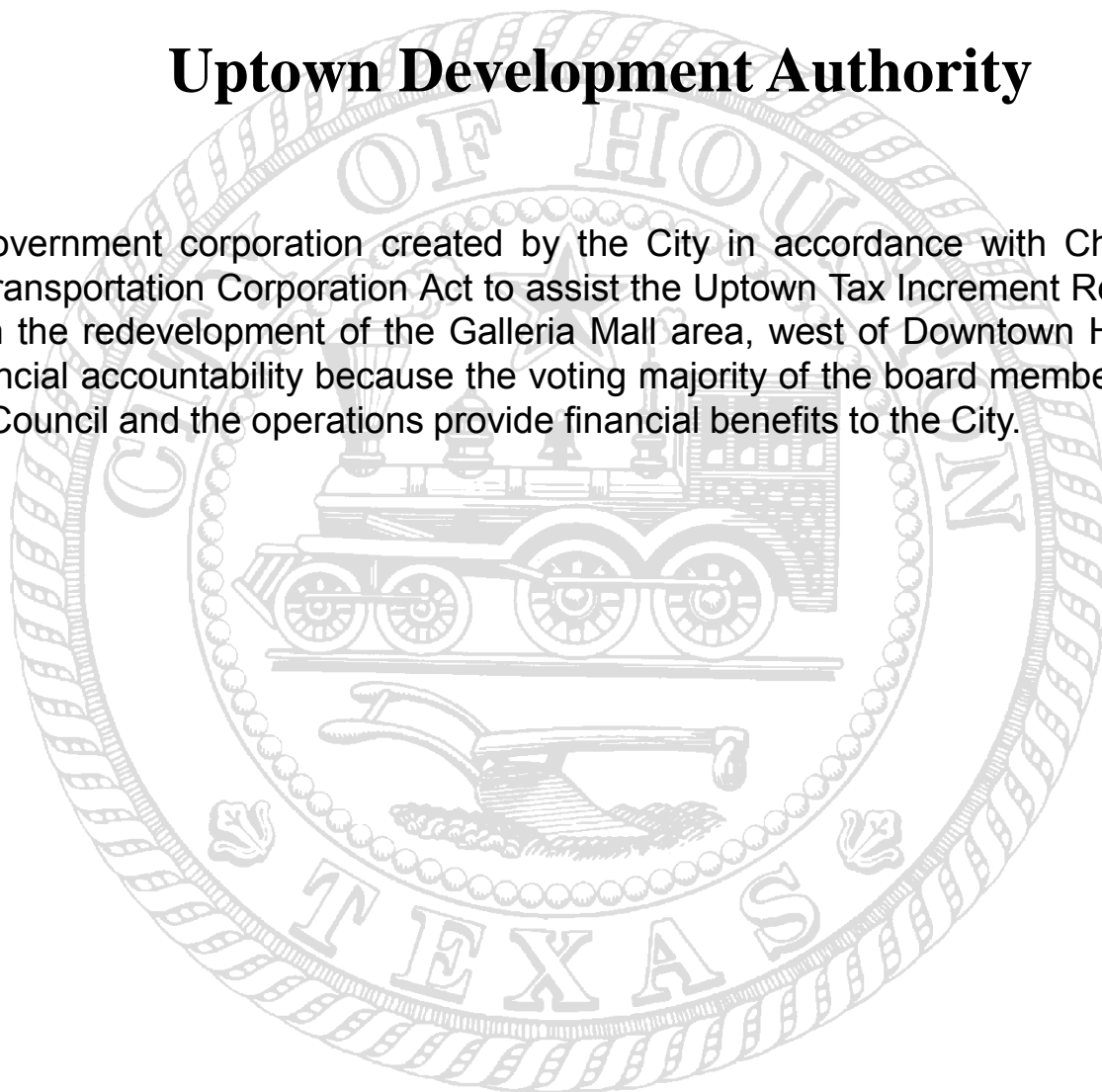
# Component Unit - Summary of Funds

## 2015-2019 CAPITAL IMPROVEMENT PLAN (\$ Thousands)

CIP No.	Project	Fiscal Year Appropriations					2015-2019
		2015	2016	2017	2018	2019	
T-1501	East Downtown Roadway and Utility						
	TIRZ	1,060	1,060	1,060	1,060		4,240
	<b>Project Total</b>	1,060	1,060	1,060	1,060		4,240
	<b>Total Appropriations:</b>	1,060	1,060	1,060	1,060	0	4,240

## **Uptown Development Authority**

Local government corporation created by the City in accordance with Chapter 431 of the Texas Transportation Corporation Act to assist the Uptown Tax Increment Reinvestment Zone Board in the redevelopment of the Galleria Mall area, west of Downtown Houston. The City has financial accountability because the voting majority of the board members are nominated by City Council and the operations provide financial benefits to the City.



## Component Unit - Summary of Funds

### 2015-2019 CAPITAL IMPROVEMENT PLAN (\$ Thousands)

CIP No.	Project	Fiscal Year Appropriations					2015-2019
		2015	2016	2017	2018	2019	
T-1608	Advance Traveler Information System						
	TIRZ	50	50	50			150
	<b>Project Total</b>	50	50	50			150
T-1609	Uptown Area Intersection and Signalization						
	TIRZ	200					200
	Grant	800					800
	<b>Project Total</b>	1,000					1,000
T-1611	Right-Of- Way Acquisition						
	TIRZ	14,000	11,000	750	750		26,500
	<b>Project Total</b>	14,000	11,000	750	750		26,500
T-1616	Secondary Roadways						
	TIRZ	500					500
	<b>Project Total</b>	500					500
T-1617segC	Uptown Pedestrian Network - (Segment C)						
	TIRZ	1,000					1,000
	<b>Project Total</b>	1,000					1,000
T-1622	Parks						
	TIRZ	200	200	200	2,150		2,750
	<b>Project Total</b>	200	200	200	2,150		2,750
T-1625	Lynn Street						
	TIRZ	200			500		700
	<b>Project Total</b>	200			500		700
T-1926	Richmond Phase I Reconstruction						
	TIRZ			500	1,500		2,000
	<b>Project Total</b>			500	1,500		2,000
T-1627	Sage Reconstruction						
	TIRZ	1,700					1,700
	<b>Project Total</b>	1,700					1,700
T-1628	West Alabama (Post Oak Boulevard to Rice)						
	TIRZ				2,500		2,500
	<b>Project Total</b>				2,500		2,500
T-1630	Hollyhurst						
	TIRZ			200	1,600		1,800
	<b>Project Total</b>			200	1,600		1,800
T-1632	Hidalgo						
	TIRZ	1,800					1,800
	<b>Project Total</b>	1,800					1,800

# Component Unit - Summary of Funds

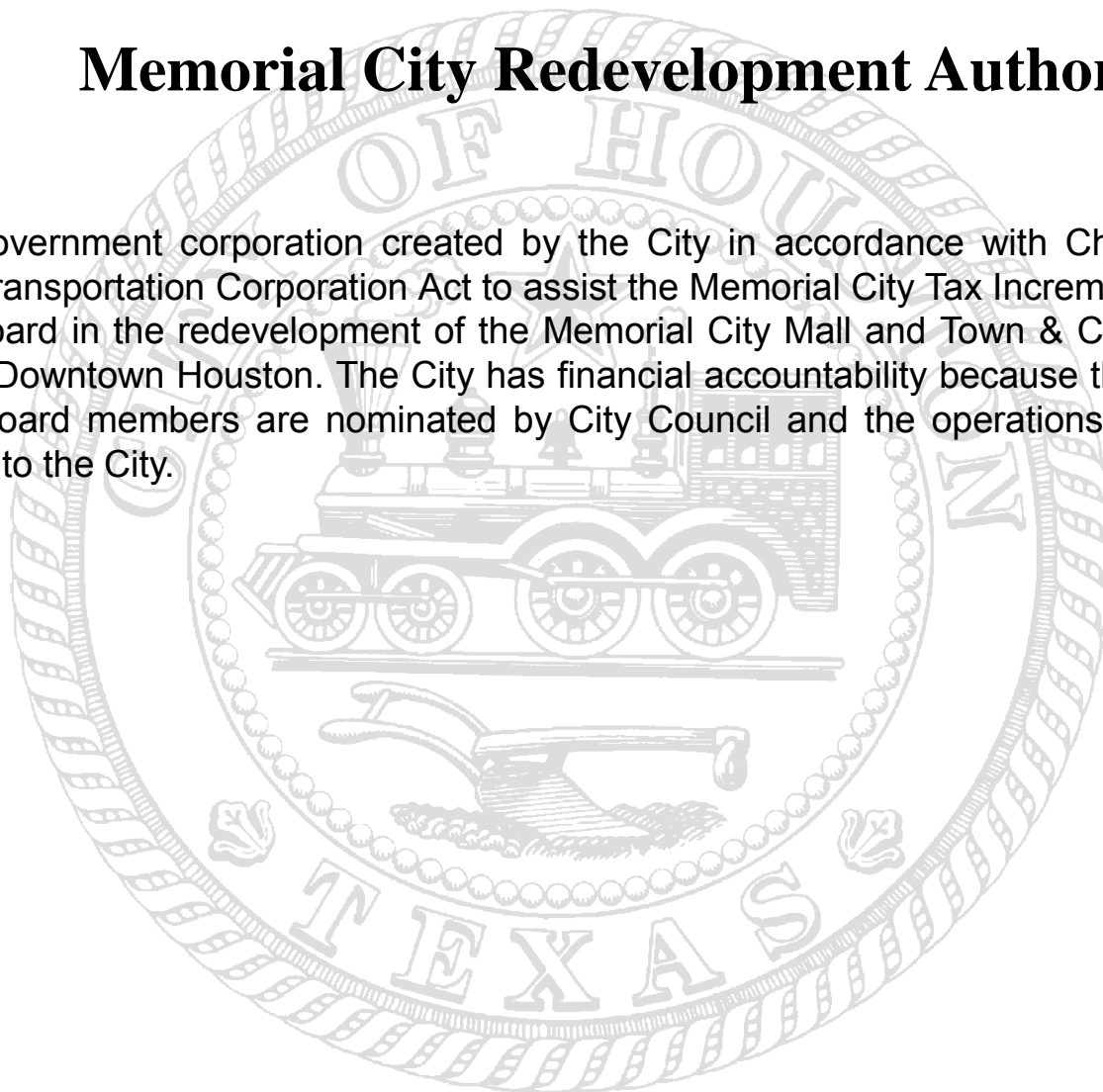
## 2015-2019 CAPITAL IMPROVEMENT PLAN (\$ Thousands)

CIP No.	Project	Fiscal Year Appropriations					2015-2019
		2015	2016	2017	2018	2019	
<b>T-1633</b>	<b>Post Oak Boulevard Reconstruction</b>						
	TIRZ	12,000	15,000	18,000			45,000
	Grants	1,500	10,000	20,000	7,000		38,500
	<b>Project Total</b>	<b>13,500</b>	<b>25,000</b>	<b>38,000</b>	<b>7,000</b>		<b>83,500</b>
<b>T-1634</b>	<b>West Loop Transit Way</b>						
	TIRZ	3,000	4,000	7,000	6,000		20,000
	<b>Project Total</b>	<b>3,000</b>	<b>4,000</b>	<b>7,000</b>	<b>6,000</b>		<b>20,000</b>
<b>T-1635</b>	<b>Memorial Park/ Buffalo Bayou</b>						
	TIRZ	3,000	3,000	3,000			9,000
	<b>Project Total</b>	<b>3,000</b>	<b>3,000</b>	<b>3,000</b>			<b>9,000</b>
<b>T-1636</b>	<b>Westpark Reconstruction</b>						
	TIRZ						0
	City Of Houston	2,600	7,800	7,800	7,800		26,000
	<b>Project Total</b>	<b>2,600</b>	<b>7,800</b>	<b>7,800</b>	<b>7,800</b>		<b>26,000</b>
<b>T-1637</b>	<b>Westbriar Reconstruction</b>						
	TIRZ	1,200	300				1,500
	<b>Project Total</b>	<b>1,200</b>	<b>300</b>				<b>1,500</b>
	<b>Total Appropriations:</b>	<b>43,750</b>	<b>51,350</b>	<b>57,500</b>	<b>29,800</b>	<b>0</b>	<b>182,400</b>



## Memorial City Redevelopment Authority

Local government corporation created by the City in accordance with Chapter 431 of the Texas Transportation Corporation Act to assist the Memorial City Tax Increment Reinvestment Zone Board in the redevelopment of the Memorial City Mall and Town & Country Mall areas west of Downtown Houston. The City has financial accountability because the voting majority of the board members are nominated by City Council and the operations provide financial benefits to the City.



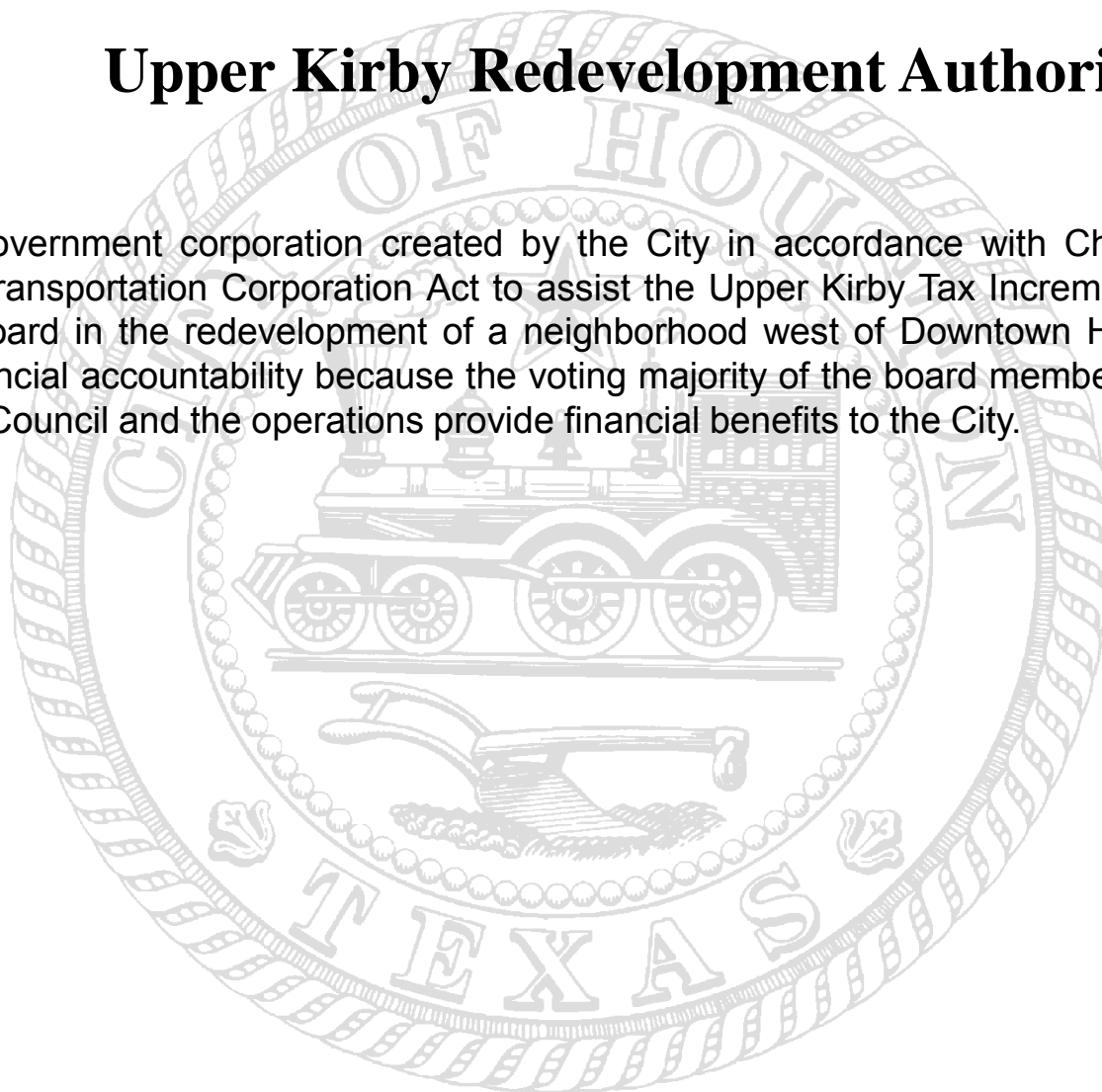
# Component Unit - Summary of Funds

## 2015-2019 CAPITAL IMPROVEMENT PLAN (\$ Thousands)

CIP No.	Project	Fiscal Year Appropriations					2015-2019
		2015	2016	2017	2018	2019	
<b>T-1709</b>	<b>Improvement to Lumpkin from I-10 to Westview</b>						
	TIRZ						
	<b>Project Total</b>	4,500					4,500
<b>T-1712</b>	<b>Bunker Hill South of IH 10 Mobility Improvements</b>						
	TIRZ						
	<b>Project Total</b>	400					400
<b>T-1714</b>	<b>Frostwood Drive and Kingside Drainage</b>						
	TIRZ						
	<b>Project Total</b>	200	2,120	2,045			4,365
<b>T-1715B</b>	<b>Barryknoll West Drainage Improvements</b>						
	TIRZ						
	<b>Project Total</b>	1,600	1,550				3,150
<b>T-1717</b>	<b>Town and Country West Drainage and Mobility</b>						
	TIRZ						
	<b>Project Total</b>	1,800	750				2,550
<b>T-1726</b>	<b>West Bough Roadway Improvements</b>						
	TIRZ						
	<b>Project Total</b>			400	3,200		3,600
<b>T-1731B</b>	<b>Memorial Dr. Drainage and Mobility Improvements</b>						
	TIRZ						
	<b>Project Total</b>	350	500				850
<b>T-1732A</b>	<b>N. Gessner Drainage and Mobility Improvements</b>						
	TIRZ						
	<b>Project Total</b>	1,510	2,800				4,310
<b>T-1732B</b>	<b>N. Gessner Drainage and Mobility Improvements</b>						
	TIRZ						
	<b>Project Total</b>	75	885				960
<b>T-1733A</b>	<b>N. Witte Drainage and Mobility Improvements</b>						
	TIRZ						
	<b>Project Total</b>		250	1,280			1,530
<b>T-1733B</b>	<b>N. Witte Drainage and Mobility Improvements</b>						
	TIRZ						
	<b>Project Total</b>			260			260
<b>T-1734</b>	<b>W140 Channel Improvements</b>						
	TIRZ						
	<b>Project Total</b>	5,000	2,000				7,000
	<b>Project Total</b>	5,000	2,000				7,000
	<b>Total Appropriations:</b>	15,435	10,855	3,985	3,200	0	33,475

## Upper Kirby Redevelopment Authority

Local government corporation created by the City in accordance with Chapter 431 of the Texas Transportation Corporation Act to assist the Upper Kirby Tax Increment Reinvestment Zone Board in the redevelopment of a neighborhood west of Downtown Houston. The City has financial accountability because the voting majority of the board members are nominated by City Council and the operations provide financial benefits to the City.



# Component Unit - Summary of Funds

## 2015-2019 CAPITAL IMPROVEMENT PLAN (\$ Thousands)

CIP No.	Project	Fiscal Year Appropriations					2015-2019
		2015	2016	2017	2018	2019	
<b>T-1902</b>	<b>Traffic Operational Improvements</b>						
	TIRZ			200	200		400
	<b>Project Total</b>			200	200		400
<b>T-1903</b>	<b>Richmond/Weslayan Intersection Improvements</b>						
	TIRZ				245		245
	<b>Project Total</b>				245		245
<b>T-1907</b>	<b>Pedestrian Accessibility</b>						
	TIRZ	10	10	10	10		40
	<b>Project Total</b>	10	10	10	10		40
<b>T-1909</b>	<b>Kirby Dr. Improvements - San Felipe to Westheimer</b>						
	TIRZ				25		25
	<b>Project Total</b>				25		25
<b>T-1912A</b>	<b>Westheimer Drainage System Improvements</b>						
	TIRZ	209	400				609
	City Of Houston	190	200				390
	Grants	900	1,000				1,900
	Other	5,500	2,000				7,500
	<b>Project Total</b>	6,799	3,600				10,399
<b>T-1913</b>	<b>Greenbriar Drainage System Improvements</b>						
	TIRZ			696	4,233		4,929
	<b>Project Total</b>			696	4,233		4,929
<b>T-1914</b>	<b>Sheperd Drainage System Improvements</b>						
	TIRZ	680	276	2,297			3,253
	Grants			1,000			1,000
	Other		2,200				2,200
	<b>Project Total</b>	680	2,476	3,297			6,453
<b>T-1915</b>	<b>University Line Urban Corridor Improvements</b>						
	TIRZ	50	110	60	60		280
	<b>Project Total</b>	50	110	60	60		280
<b>T-1917</b>	<b>Upper Kirby Civic Complex</b>						
	TIRZ	2,600	500				3,100
	Grants	800	800				1,600
	Other		2,000				2,000
	<b>Project Total</b>	3,400	3,300				6,700
<b>T-1918</b>	<b>Buffalo Speedway Improvements</b>						
	TIRZ				75		75
	<b>Project Total</b>				75		75
<b>T-1919</b>	<b>Westpark Improvements - Kirby to Edloe</b>						
	TIRZ				75		75
	<b>Project Total</b>				75		75

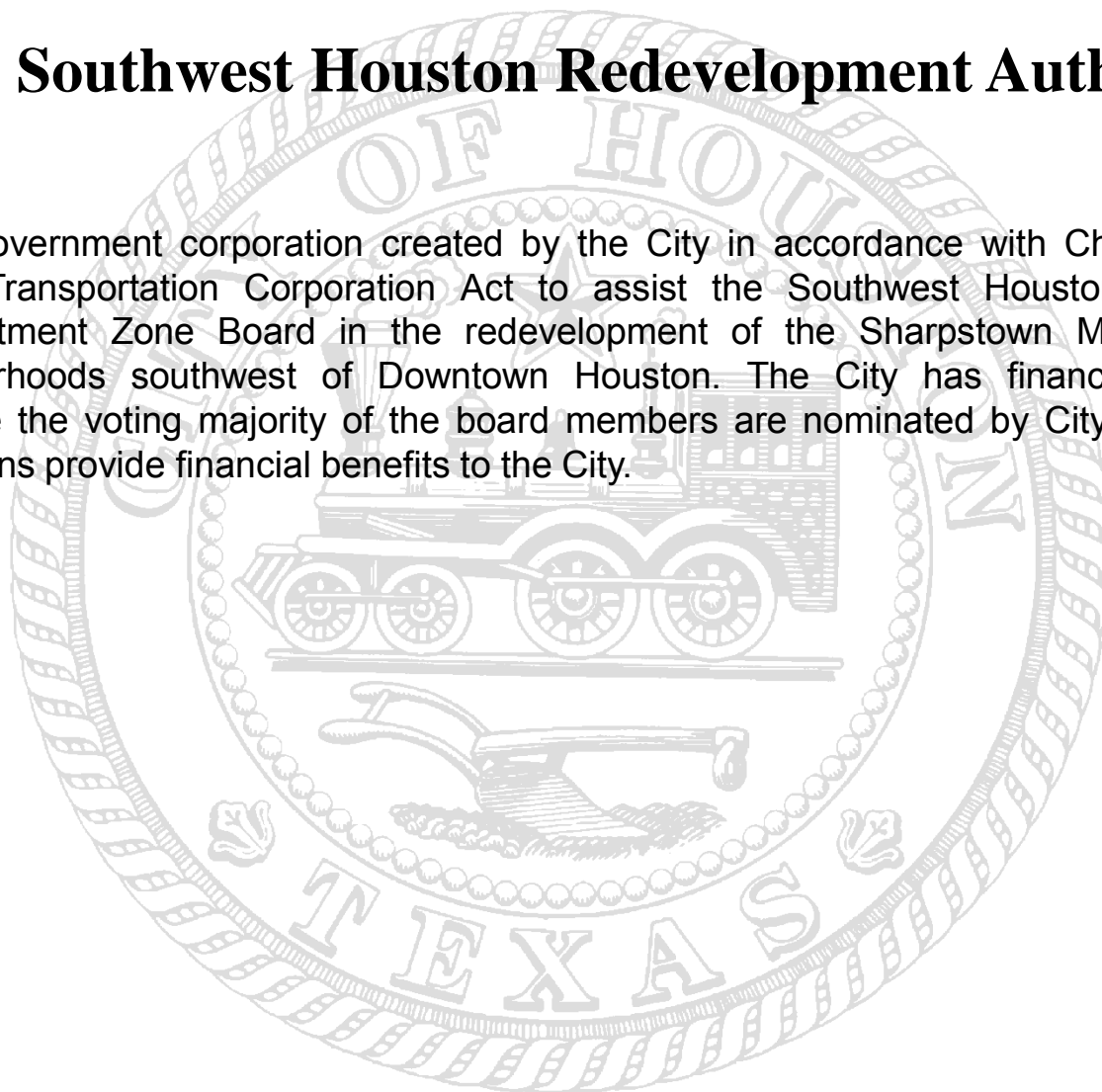
## Component Unit - Summary of Funds

### 2015-2019 CAPITAL IMPROVEMENT PLAN (\$ Thousands)

CIP No.	Project	Fiscal Year Appropriations					2015-2019
		2015	2016	2017	2018	2019	
T-1920	West Alabama Reconstruction						0
	TIRZ						
	Grant				50		50
	<b>Project Total</b>				50		50
T-1921	Edloe Reconstruction						
	TIRZ				50		50
	<b>Project Total</b>				50		50
T-1922	Bissonnet Reconstruction						
	TIRZ		70				70
	City Of Houston		200				200
	Grant		500				500
	Other	4,450	1,800				6,250
	<b>Project Total</b>	4,450	2,570				7,020
T-1923	US 59 Underpass Improvements						
	TIRZ				25		25
	<b>Project Total</b>				25		25
T-1924	Eastside Reconstruction						
	TIRZ		315	2,450	20		2,785
	Grant			2,300	1,300		3,600
	<b>Project Total</b>		315	4,750	1,320		6,385
T-1925	W140 Channel Improvements						
	TIRZ	30	30	30	30		120
	<b>Project Total</b>	30	30	30	30		120
<b>Total Appropriations:</b>		15,419	12,411	9,043	6,398	0	43,271

## **Southwest Houston Redevelopment Authority**

Local government corporation created by the City in accordance with Chapter 431 of the Texas Transportation Corporation Act to assist the Southwest Houston Tax Increment Reinvestment Zone Board in the redevelopment of the Sharpstown Mall and adjacent neighborhoods southwest of Downtown Houston. The City has financial accountability because the voting majority of the board members are nominated by City Council and the operations provide financial benefits to the City.



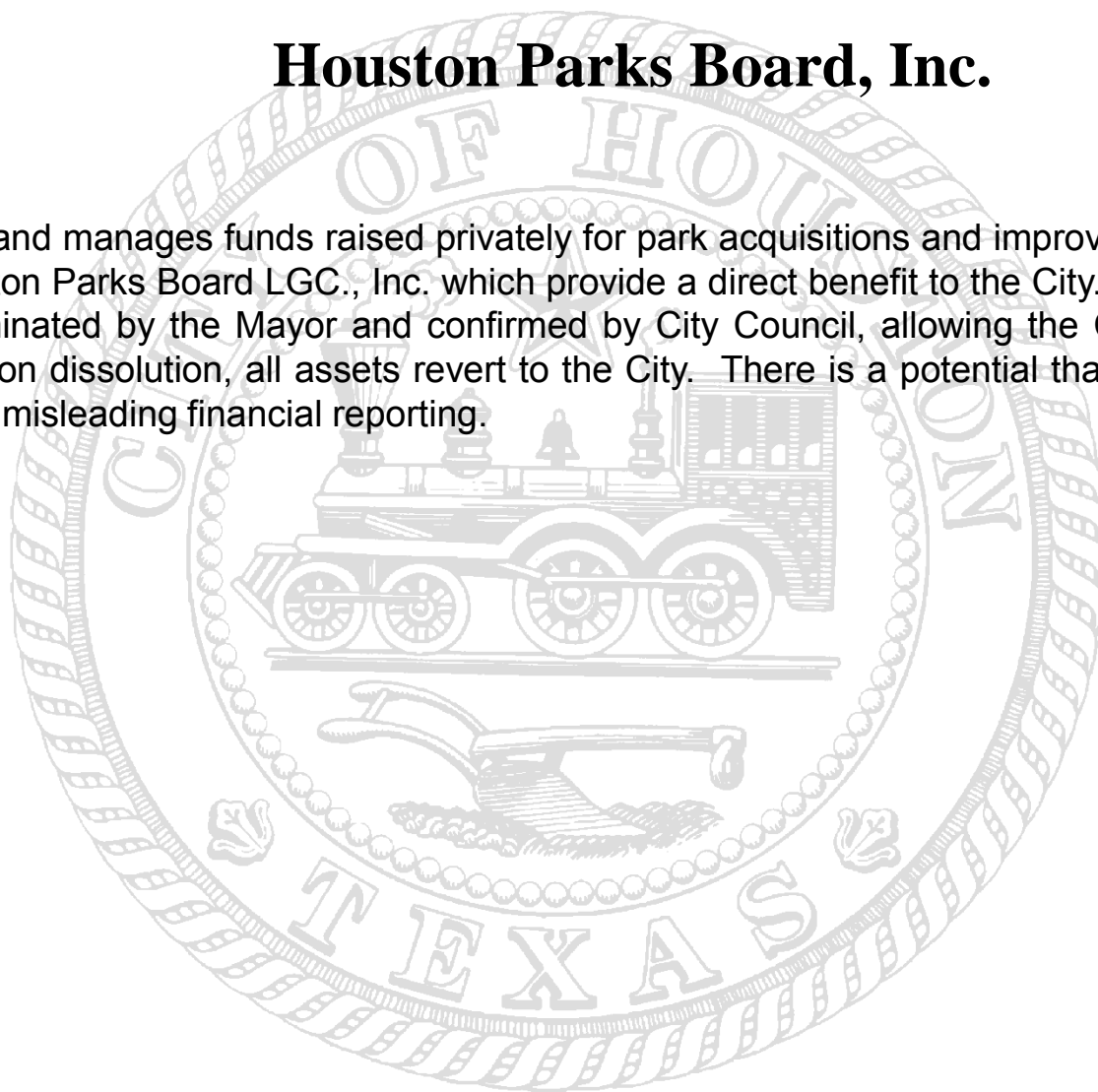
## Component Unit - Summary of Funds

### 2015-2019 CAPITAL IMPROVEMENT PLAN (\$ Thousands)

CIP No.	Project	Fiscal Year Appropriations					2015-2019
		2015	2016	2017	2018	2019	
<b>T-2005</b>	<b>Fondren Access Management Drainage Improvements</b>						
	TIRZ		8,000	2,000	1,000		11,000
	<b>Project Total</b>		8,000	2,000	1,000		11,000
<b>T-2007</b>	<b>Sharpstown Park</b>						
	TIRZ	1,000	1,000				2,000
	<b>Project Total</b>	1,000	1,000				2,000
<b>T-2008</b>	<b>Regional Hike and Bike Trails</b>						
	TIRZ			500	1,000		1,500
	<b>Project Total</b>			500	1,000		1,500
	<b>Total Appropriations:</b>	1,000	9,000	2,500	2,000	0	14,500

## **Houston Parks Board, Inc.**

Solicits and manages funds raised privately for park acquisitions and improvements on behalf of Houston Parks Board LGC., Inc. which provide a direct benefit to the City. Board members are nominated by the Mayor and confirmed by City Council, allowing the City to impose its will. Upon dissolution, all assets revert to the City. There is a potential that exclusion would result in misleading financial reporting.





## Component Unit - Summary of Funds

### 2015-2019 CAPITAL IMPROVEMENT PLAN (\$ Thousands)

CIP No.	Project	Fiscal Year Appropriations					2015-2019
		2015	2016	2017	2018	2019	
	<b>Houston Bayou Greensway ( See Parks F-BGBR10 to F-BGWO88)</b>						
	Bond Funds	6,181	39,037	26,117	10,492	6,082	87,909
	Other Funds	7,642	18,267	9,389	9,667	11,359	56,324
	<b>Project Total</b>	13,823	57,304	35,506	20,159	17,441	144,233
	<b>Total</b>	13,823	57,304	35,506	20,159	17,441	144,233

## **Houston Zoo, Inc.**

Houston Zoo, Inc. (HZI) is a 501(c)(3) corporation and has a contract with Houston Zoo Development Corp to operate the Zoo. The Mayor may appoint up to 20% of the Board of Directors of HZI. Houston Zoo Development Corporation (HZDC) is a local government corporation that leases the zoo from the City. The lease provides for the City to make payments in support of capital and operating expenses over the lease term, which it makes available to HZI. There is a fiscal dependency on the City, and there is the potential that exclusion would result in misleading financial reporting.

# Component Unit - Summary of Funds

## 2015-2019 CAPITAL IMPROVEMENT PLAN (\$ Thousands)

CIP No.	Project	Fiscal Year Appropriations					2015-2019
		2015	2016	2017	2018	2019	
<b>Wombat/Insectarium</b>							
	Zoo Capital Funds		1,000				1,000
	<b>Project Total</b>		1,000				1,000
<b>Elephant Habitat _ Phase 3</b>							
	Zoo Capital Funds	1,000	5,000				6,000
	<b>Project Total</b>	1,000	5,000				6,000
<b>South American Exhibit Relocation</b>							
	Zoo Capital Funds		200	2,300			2,500
	<b>Project Total</b>		200	2,300			2,500
<b>Site Lighting throughout Zoo</b>							
	Zoo Capital Funds	300	250	250			800
	<b>Project Total</b>	300	250	250			800
<b>Side Walks Throughout the Zoo</b>							
	Zoo Capital Funds	150	150	200			500
	<b>Project Total</b>	150	150	200			500
<b>Wortham World of Primates Exhibit Renovation</b>							
	Zoo Capital Funds		1,000	1,000			2,000
	<b>Project Total</b>		1,000	1,000			2,000
<b>African Forest Phase II (gorillas)</b>							
	TIRZ	18,000					18,000
	<b>Project Total</b>	18,000					18,000
<b>Bear Exhibit</b>							
	Zoo Capital Funds			3,100			3,100
	<b>Project Total</b>			3,100			3,100
<b>Veterinary Hospital</b>							
	Zoo Capital Funds	2,500	2,500	2,000			7,000
	<b>Project Total</b>	2,500	2,500	2,000			7,000
<b>Karamu Permanent Roof Structure</b>							
	Zoo Capital Funds		750				750
	<b>Project Total</b>		750				750
<b>Water/Wastewater infrastructure Repairs</b>							
	Zoo Capital Funds	600	1,000	1,000			2,600
	<b>Project Total</b>	600	1,000	1,000			2,600

## Component Unit - Summary of Funds

### 2015-2019 CAPITAL IMPROVEMENT PLAN (\$ Thousands)

CIP No.	Project	Fiscal Year Appropriations					2015-2019
		2015	2016	2017	2018	2019	
<b>Sea Lion &amp; Penguin Exhibit</b>							
	Zoo Capital Funds			10,000			10,000
	<b>Project Total</b>			10,000			10,000
<b>Sting Ray Pool</b>							
	Zoo Capital Funds		100	1,200			1,300
	<b>Project Total</b>		100	1,200			1,300
<b>CZ Coastal Building</b>							
	Zoo Capital Funds			550			550
	<b>Project Total</b>			550			550
<b>CZ Exhibits</b>							
	Zoo Capital Funds	550	500	500			1,550
	<b>Project Total</b>	550	500	500			1,550
<b>CZ Handling Animal Facility</b>							
	Zoo Capital Funds		1,100				1,100
	<b>Project Total</b>		1,100				1,100
<b>CZ Expansion</b>							
	Zoo Capital Funds			1,050	1,000		2,050
	<b>Project Total</b>			1,050	1,000		2,050
<b>Lemur Walk-Through Exhibit</b>							
	Zoo Capital Funds			1,000			1,000
	<b>Project Total</b>			1,000			1,000
<b>Renovate Existing Medical Center Gate</b>							
	Zoo Capital Funds	600	400				1,000
	<b>Project Total</b>	600	400				1,000
<b>Office Space in Facilities Building</b>							
	Zoo Capital Funds		500				500
	<b>Project Total</b>		500				500
<b>Walk Through Aviary</b>							
	Zoo Capital Funds		550				550
	<b>Project Total</b>		550				550

## Component Unit - Summary of Funds

### 2015-2019 CAPITAL IMPROVEMENT PLAN (\$ Thousands)

CIP No.	Project	Fiscal Year Appropriations					2015-2019
		2015	2016	2017	2018	2019	
<b>African Forest Phase 3 (Hippos and Nile Crocs.)</b>							
	Zoo Capital Funds	2,000		1,000			3,000
	<b>Project Total</b>	2,000		1,000			3,000
<b>Relocate Fisher Bird Garden</b>							
	Zoo Capital Funds		1,500	500			2,000
	<b>Project Total</b>		1,500	500			2,000
<b>High Voltage Upgrade</b>							
	Zoo Capital Funds	250	250	250			750
	<b>Project Total</b>	250	250	250			750
<b>Mesh Replacement</b>							
	Zoo Capital Funds	250	250	250			750
	<b>Project Total</b>	250	250	250			750
<b>Yearly Infrastructure FY18</b>							
	Zoo Capital Funds				3,000		3,000
	<b>Project Total</b>				3,000		3,000
	<b>Total</b>	29,350	16,450	24,550	3,000	0	73,350

## **Houston First Corporation (formerly Houston Convention Center Hotel Corporation)**

On June 1, 2011, City of Houston City Council (“City Council”) approved the consolidation of the City’s Convention & Entertainment Facilities Department (“Department”) into the Hotel Corporation (“Consolidation”), effective July 1, 2011, in order to improve the coordination of the City’s convention and entertainment services by bringing various entities responsible for generating and spending City hotel occupancy tax (HOT) revenues under one governing body. In connection with the Consolidation, the Hotel Corporation reconstituted and renamed itself as “Houston First Corporation,” and Houston First Corporation assumed the primary roles and responsibilities of the Department. To accomplish this, the Hotel Corporation amended its bylaws and articles of incorporation to broaden its authority to accomplish its expanded duties and responsibilities.

## Component Unit - Summary of Funds

### 2015-2019 CAPITAL IMPROVEMENT PLAN (\$ Thousands)

CIP No.	Project	Fiscal Year Appropriations					2015-2019
		2015	2016	2017	2018	2019	
<b>Leased Facilities Projects</b>							
	Houston First Funds	6,000	6,000	6,000	6,000	6,000	30,000
	<b>Project Total</b>	6,000	6,000	6,000	6,000	6,000	30,000
<b>Hilton Americas Houston Projects</b>							
	Houston First Funds	6,500	3,300	3,500	5,000	15,000	33,300
	<b>Project Total</b>	6,500	3,300	3,500	5,000	15,000	33,300
<b>Projects Associated with New Hotel</b>							
	Houston First Funds	96,284	58,086				154,370
	<b>Project Total</b>	96,284	58,086				154,370
	<b>Total Appropriations:</b>	108,784	67,386	9,500	11,000	21,000	217,670