



QUARTERLY INVESTMENT REPORT

March 31, 2018

**City of Houston, Texas
Office of the City Controller**

**Chris Brown
City Controller**

**Charisse Mosely
Deputy City Controller**

**Han Au
Investment Manager**



OFFICE OF THE CITY CONTROLLER
CITY OF HOUSTON
TEXAS

April 17, 2018

To Mayor Turner, City Council Members and
The Citizens of Houston:

I am pleased to submit to you the City of Houston's Quarterly Investment Report for the quarter ended March 31, 2018. This report presents the composition of investment pools the City Controller's Office manages.

The Report is organized as follows: Investment Portfolio Summary and Composition of all pools; an analysis of the General and Tax-Exempt pools; security listings by maturity for the quarters ended March 31, 2018 and December 31, 2017.

I hope you find this data useful and informative.

Respectfully submitted,

A handwritten signature in black ink, appearing to read "Chris Brown". The signature is written in a cursive, flowing style. Below the signature is a horizontal line.

Chris Brown
City Controller



OFFICE OF THE CITY CONTROLLER
CITY OF HOUSTON
TEXAS

Quarterly Investment Report

We believe the data presented for the quarter ended March 31, 2018 is accurate in all material respects and presented in a manner that fairly sets forth the investment standing of the City of Houston.

This report was prepared in compliance with the City's Investment Policy and the Public Funds Investment Act of the State of Texas.

Chris Brown
City Controller

Charisse Mosely
Deputy City Controller
Treasury Division

Hah Au
Investment Manager
Treasury Division

Table of Contents

Executive Summary	Page i
Investment Portfolio Summary	Page 1
Investment Portfolio Composition - General Pool	Page 3
Annual Portfolio Composition - General Pool	Page 4
Investment Portfolio Composition - Tax Exempt Pool	Page 5
Investments by Sector and Maturity as of March 31, 2018	Appendix I
Investments by Sector and Maturity as of December 31, 2017	Appendix II

CITY OF HOUSTON
QUARTERLY INVESTMENT REPORT
Executive Summary
For the Quarter Ended March 31, 2018

The accompanying Quarterly Investment Report lists in summary form and in detail the investment positions of the City of Houston investment pools as of March 31, 2018. As of that date, the City held total investments with a market value of \$4.4 billion. The majority of these funds, with the exception of about \$15 million that must be segregated per federal mandates, are held in the City's General Investment Pool. The General Investment Pool consists of working capital, construction funds, and debt service funds not subject to yield restriction under IRS arbitrage regulations. All investments are governed by state law and the City's Investment Policy, which dictates the following investment objectives, in order of priority:

1. Safety
2. Liquidity
3. Return on Investments
4. Other Legal Requirements

Approximately 64.4% of the City's holdings are currently invested in United States Treasuries. Other investment sectors include 18.8% allocation to US government-sponsored enterprises such as the Federal Home Loan Bank, Fannie Mae, and Freddie Mac, 4.8% to municipal notes and bonds, 7.7% to commercial paper, and 4.3% to high grade money market funds.

The weighted average maturity of the City's investments has historically ranged from about one year up to two years. The weighted average maturity is currently 1.28 years. From an operating standpoint, 29% of the funds invested are designated to be spent on capital projects such as roads and bridges, the water and sewer system and the airport system. Investment maturities are targeted to coincide with planned expenditures. Other investment maturities are targeted to meet short-term obligations such as payroll and debt service payments.

Fitch Ratings has assigned its AA+ credit rating and S1 volatility rating to the General Pool. The AA+ credit quality rating is the highest rating available from Fitch Ratings and reflects the extremely strong protection that the Pool's portfolio investments provide against losses from credit defaults or credit deteriorations. The S1 volatility rating recognizes the Pool's sensitivity to changing market conditions as a result of its low market risk profile and conservative investment policies.

At March 31, 2018, the general pool was yielding 1.576% based on the amortized cost of the portfolio.

**Investment Portfolio Summary
Activity For Quarter Ended
March 31, 2018**

General Pool 9900

	<u>3/31/2018</u>	<u>12/31/2017</u>	<u>Last Quarter Net Change</u>	<u>3/31/2017</u>	<u>Last Year Net Change</u>
Book Value	\$4,445,890,663	\$3,747,122,103	698,768,560	\$4,067,345,388	378,545,275
Market Value	\$4,411,185,924	\$3,725,823,122	685,362,802	\$4,059,282,714	351,903,211
Market/Book Ratio	0.99219	0.99432	-0.0021	0.9980	-0.0058
Accrued Interest	\$19,678,214	\$7,184,818	12,493,396	\$15,298,982	4,379,232

The General Pool consists of all working capital, construction, and debt service funds which are not subject to yield restriction under IRS arbitrage regulations. Combining the net cash-flows of all funds allows the City to invest in longer-term, higher-yielding securities without sacrificing the ability to meet short-term cash needs. The General Pool strategy, as outlined in the City's Investment Policy, combines a variation on the traditional laddered maturity strategy which matches assets and liabilities, with more active management strategies, such as yield curve analysis and bond swaps.

For the quarter ending March 31, 2018, the 3-month average yield was 1.517%. The weighted average maturity (WAM) as of March 31 was 468 days.



Fitch Ratings has assigned its AAAs credit rating and S1 volatility rating to the General Pool. The AAAs credit quality rating is the highest rating available from Fitch Ratings and reflects the extremely strong protection that the Pool's portfolio investments provide against losses from credit defaults or credit deterioration. The S1 volatility rating recognizes the Pool's sensitivity to changing market conditions as a result of its low market risk profile and conservative investment policies.

Tax Exempt Pool 9901

	<u>3/31/2018</u>	<u>12/31/2017</u>	<u>Last Quarter Net Change</u>	<u>3/31/2017</u>	<u>Last Year Net Change</u>
Book Value	\$7,943,890	\$7,853,007	90,883	\$7,865,187	78,703
Market Value	\$7,896,241	\$7,800,713	95,528	\$7,849,808	46,433
Market/Book Ratio	0.9940	0.9933	0.0007	0.9980	-0.0040
Accrued Interest	\$48,611	\$120,694	-72,083	\$72,338	-23,726

The Tax Exempt Pool consists of those funds which are subject to yield restriction and arbitrage regulation under the 1986 Tax Reform Act. This pool was created to do the following: demonstrate compliance with Internal Revenue Code regarding arbitrage, maximize the amount of interest earned and retained by the City from the investment of funds subject to the regulations, minimize the amount of rebate liability, and minimize the cost of administering the arbitrage tracking program. The Tax Exempt Pool strategy, as outlined in the City's Investment Policy, is to invest in high quality, short-term municipal bonds and one or more tax-exempt money market mutual funds in order to meet the liquidity demands of the City.

For the quarter ending March 31, 2018, the 3-month average yield was 1.101%. The WAM was 440 days at March 31, 2018.

**Investment Portfolio Summary
Activity For Quarter Ended
March 31, 2018**

Housing Department Section 108 Pool 9902

	<u>3/31/2018</u>	<u>12/31/2017</u>	Last Quarter Net Change	<u>3/31/2017</u>	Last Year Net Change
Book Value	\$7,159,686	\$7,094,844	64,842	\$7,884,024	-724,338
Market Value	\$7,158,036	\$7,094,810	63,225	\$7,880,800	-722,764
Market/Book Ratio	0.9998	1.0000	-0.0002	0.9996	0.0002
Accrued Interest	\$0	\$0	0	\$0	0

The Housing Department Fund was created to comply with the U.S. Department of Housing and Urban Development (HUD), which requires a separate custodial account for HUD's benefit.

For the quarter ending March 31, 2018, the 3-month average yield was 1.544%. The WAM was 120 days at March 31, 2018.

Investment Portfolio Composition General Pool 9900 Percentages by Market Sector




FIGURE 2
Source: City of Houston Controller's Office

Investment Policy Limitations

Money Market Mutual Funds (MMMF)	≤25%
Repurchase Agreements (Repo)	≤15%
Commercial Paper/Banker Acceptances (CP/BA)	≤15%
US Treasury Bills/Notes/Bonds	≥15%
US Agencies	≤85%
Municipal Bonds	≤20%
Mortgage-Backed Securities (MBS) & Collateralized Mortgage Obligations (CMO)	≤20%

The portfolio composition graph for the General Pool (Figure 2) shows the percentage of the pool held in U.S. Treasuries, U.S. Agencies, Mortgage-Backed Securities, Municipal Bonds and liquidity investments (MMMF, Repo and CP) positions. All investments are in compliance with the objectives and restrictions set forth in the City's Investment Policy and the Public Funds Investment Act of the State of Texas.

**Annual Portfolio Composition
General Pool 9900
April 2017 through March 2018**

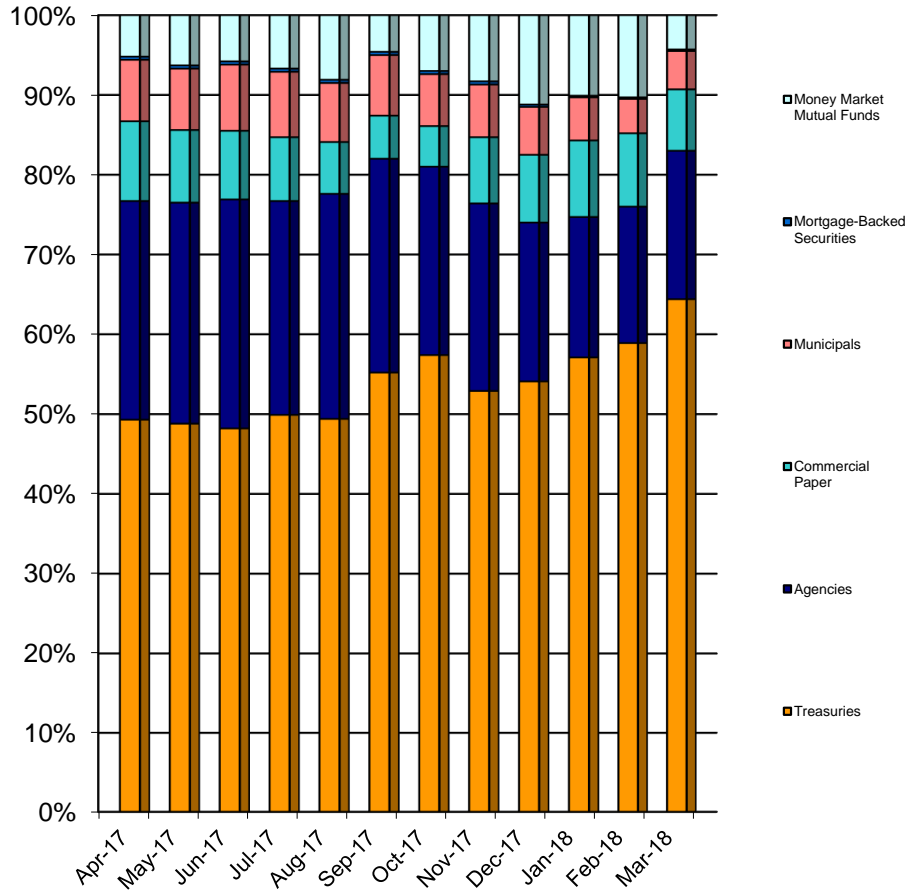
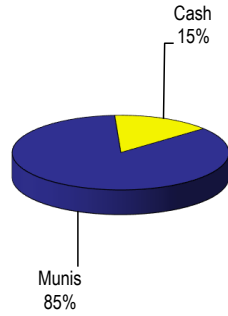


FIGURE 3
Source: City of Houston Controller's Office

**Investment Portfolio Composition
Tax Exempt Pool 9901
Percentages by Market Sector**

**Portfolio Composition as of
March 31, 2018**



**Portfolio Composition as of
December 31, 2017**

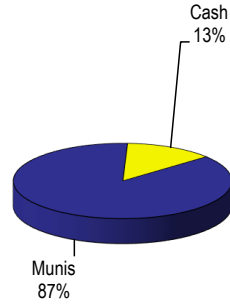


FIGURE 5
Source: City of Houston Controller's Office

Investment Policy Limitations

	<u>Maximum Level</u>
Money Market Mutual Funds (MMMF)	100%
Municipal Notes and Bonds (Including VRDSs)	100%

The portfolio composition graph for the Tax Exempt Pool (Figure 5) shows the percentage of the pool held in Municipal Notes/Bonds/VRDS's and Money Market Mutual Funds. All investments are in compliance with the objectives and restrictions set forth in the City's Investment Policy and the Public Funds Investment Act of the State of Texas.

Appendix I

Investments by Sector and Maturity as of March 31, 2018

INVESTMENT BY SECTOR AND MATURITY - GENERAL FUND 9900
AS OF March 31, 2018

Description	CUSIP	Coupon	Par Value	Maturity Date	Call Date Avg Life	Mod DTW	Purchase Date	Accrued Interest	Book Value	YTC	Current Yield	Market Value
Treasury Notes												
T 2.375 6-30-18	912828QT0	2.375%	25,000,000.00	6/30/2018		0.249	2/5/2015	149,257.60	25,083,926.14	0	1.002	25,034,000.00
T 1.375 6-30-18	912828VK3	1.375%	25,000,000.00	6/30/2018		0.249	5/21/2015	86,412.29	25,021,278.06	0	1.027	24,973,000.00
T 1.00 5-15-18	912828XA3	1.000%	25,000,000.00	5/15/2018		0.123	6/3/2015	94,613.26	24,998,939.11	0	1.035	24,980,000.00
T 0.625 4-30-18	912828UZ1	0.625%	25,000,000.00	4/30/2018		0.082	6/17/2015	65,607.73	24,991,417.81	0	1.050	24,981,250.00
T 2.375 6-30-18	912828QT0	2.375%	20,000,000.00	6/30/2018		0.249	8/5/2015	119,406.08	20,065,057.50	0	1.046	20,027,200.00
T 1.375 6-30-18	912828VK3	1.375%	20,000,000.00	6/30/2018		0.249	8/27/2015	69,129.83	20,019,109.02	0	0.985	19,978,400.00
T 2.375 6-30-18	912828QT0	2.375%	25,000,000.00	6/30/2018		0.249	9/8/2015	149,257.60	25,084,189.96	0	1.001	25,034,000.00
T 1.0 5-15-18	912828XA3	1.000%	20,000,000.00	5/15/2018		0.123	9/9/2015	75,690.61	19,999,964.09	0	1.001	19,984,000.00
T 1.0 5-31-18	912828VE7	1.000%	25,000,000.00	5/31/2018		0.167	9/30/2015	83,791.21	25,004,892.84	0	0.881	24,971,000.00
T 1.5 8-31-18	912828RE2	1.500%	25,000,000.00	8/31/2018		0.419	11/3/2015	32,608.70	25,045,750.82	0	1.055	24,959,000.00
T 1.00 5-15-18	912828XA3	1.000%	25,000,000.00	5/15/2018		0.123	12/15/2015	94,613.26	24,995,017.53	0	1.164	24,980,000.00
T 1.00 5-15-18	912828XA3	1.000%	25,000,000.00	5/15/2018		0.123	12/21/2015	94,613.26	24,995,434.90	0	1.150	24,980,000.00
T 0.75 4-15-18	912828K25	0.750%	25,000,000.00	4/15/2018		0.041	12/29/2015	86,538.46	24,995,594.98	0	1.186	24,992,500.00
T 1.0 9-15-18	912828L40	1.000%	25,000,000.00	9/15/2018		0.460	1/13/2016	11,548.91	24,986,720.35	0	1.118	24,901,500.00
T 1.0 9-15-18	912828L40	1.000%	25,000,000.00	9/15/2018		0.460	1/19/2016	11,548.91	24,995,095.04	0	1.043	24,901,500.00
T 1.625 6-30-19	912828WS5	1.625%	25,000,000.00	6/30/2019		1.238	2/2/2016	102,123.62	25,177,552.22	0	1.045	24,829,000.00
T 1.25 11-15-18	912828M64	1.250%	25,000,000.00	11/15/2018		0.619	2/4/2016	118,266.57	25,059,929.19	0	0.862	24,881,750.00
T 1.25 11-15-18	912828M64	1.250%	25,000,000.00	11/15/2018		0.619	2/16/2016	118,266.57	25,058,416.55	0	0.872	24,881,750.00
T 1.25 11-15-18	912828M64	1.250%	25,000,000.00	11/15/2018		0.619	2/17/2016	118,266.57	25,052,672.02	0	0.909	24,881,750.00
T 1.625 6-30-19	912828WS5	1.625%	25,000,000.00	6/30/2019		1.238	2/23/2016	102,123.62	25,191,524.46	0	1.000	24,829,000.00
T 1.625 6-30-19	912828WS5	1.625%	25,000,000.00	6/30/2019		1.238	3/10/2016	102,123.62	25,138,722.04	0	1.171	24,829,000.00
T 1.25 11-15-18	912828M64	1.250%	25,000,000.00	11/15/2018		0.619	3/28/2016	118,266.57	25,042,308.90	0	0.976	24,881,750.00
T 1.625 6-30-20	912828XH8	1.625%	25,000,000.00	6/30/2020		2.210	8/31/2016	102,123.62	25,302,961.94	0	1.074	24,613,250.00
T 1.625 6-30-20	912828XH8	1.625%	25,000,000.00	6/30/2020		2.210	11/10/2016	102,123.62	25,193,429.98	0	1.272	24,613,250.00
T 1.625 6-30-20	912828XH8	1.625%	25,000,000.00	6/30/2020		2.210	11/10/2016	102,123.62	25,174,087.00	0	1.307	24,613,250.00
T 3.5 5-15-20	912828ND8	3.500%	25,000,000.00	5/15/2020		2.040	11/14/2016	331,146.41	26,093,432.14	0	1.386	25,602,500.00
T 1.625 6-30-20	912828XH8	1.625%	25,000,000.00	6/30/2020		2.210	11/16/2016	102,123.62	25,077,723.15	0	1.483	24,613,250.00
T 3.5 5-15-20	912828ND8	3.500%	25,000,000.00	5/15/2020		2.040	11/21/2016	331,146.41	26,038,638.36	0	1.488	25,602,500.00
T 2.625 11-15-20	912828PC8	2.625%	20,000,000.00	11/15/2020		2.528	11/23/2016	198,687.85	20,470,750.18	0	1.695	20,125,000.00
T 1.0 11-15-19	912828U32	1.000%	20,000,000.00	11/15/2019		1.607	11/30/2016	75,690.61	19,876,679.71	0	1.388	19,803,200.00
T 1.0 11-15-19	912828U32	1.000%	20,000,000.00	11/15/2019		1.607	12/5/2016	75,690.61	19,864,450.59	0	1.427	19,803,200.00
T 1.0 11-15-19	912828U32	1.000%	20,000,000.00	11/15/2019		1.607	12/15/2016	75,690.61	19,843,133.81	0	1.494	19,803,200.00
T 1.625 6-30-20	912828XH8	1.625%	25,000,000.00	6/30/2020		2.210	12/27/2016	102,123.62	24,939,841.93	0	1.736	24,613,250.00
T 1.375 8-31-20	912828L32	1.375%	25,000,000.00	8/31/2020		2.383	12/28/2016	29,891.30	24,750,407.50	0	1.803	24,427,750.00
T 1.5 5-31-20	912828XE5	1.500%	25,000,000.00	5/31/2020		2.130	12/29/2016	125,686.81	24,923,213.58	0	1.646	24,564,500.00
T 1.625 6-30-19	912828WS5	1.625%	25,000,000.00	6/30/2019		1.238	1/5/2017	102,123.62	25,088,472.69	0	1.336	24,829,000.00
T 3.5 5-15-20	912828ND8	3.500%	25,000,000.00	5/15/2020		2.040	1/19/2017	331,146.41	25,960,396.02	0	1.636	25,602,500.00
T 1.625 6-30-20	912828XH8	1.625%	25,000,000.00	6/30/2020		2.210	1/20/2017	102,123.62	24,975,732.79	0	1.669	24,613,250.00
T 1.375 10-31-20	912828L99	1.375%	25,000,000.00	10/31/2020		2.532	1/24/2017	144,337.02	24,804,162.32	0	1.689	24,380,750.00
T 2.625 11-15-20	912828PC8	2.625%	25,000,000.00	11/15/2020		2.528	1/25/2017	248,359.81	25,578,687.06	0	1.711	25,156,250.00
T 1.0 11-15-19	912828U32	1.000%	25,000,000.00	11/15/2019		1.607	1/25/2017	94,613.26	24,815,893.17	0	1.464	24,504,000.00
T 1.375 10-31-20	912828L99	1.375%	25,000,000.00	10/31/2020		2.532	2/2/2017	144,337.02	24,810,974.06	0	1.678	24,380,750.00
T 1.0 11-15-19	912828U32	1.000%	25,000,000.00	11/15/2019		1.607	2/2/2017	94,613.26	24,837,852.16	0	1.408	24,504,000.00
T 1.125 6-30-21	912828S27	1.125%	25,000,000.00	6/30/2021		3.191	2/9/2017	70,700.97	24,487,703.33	0	1.783	23,982,500.00
T 3.5 5-15-20	912828ND8	3.500%	25,000,000.00	5/15/2020		2.040	2/13/2017	331,146.41	25,999,137.80	0	1.564	25,602,500.00
T 1.375 4-30-21	912828Q78	1.375%	25,000,000.00	4/30/2021		3.012	2/14/2017	144,337.02	24,647,781.38	0	1.852	24,233,500.00
T 1.0 11-15-19	912828U32	1.000%	25,000,000.00	11/15/2019		1.607	2/15/2017	94,613.26	24,804,520.06	0	1.492	24,504,000.00
T 1.5 5-15-20	912828X96	1.500%	25,000,000.00	5/15/2020		2.085	6/19/2017	141,919.89	25,005,713.97	0	1.489	24,579,000.00
T 1.125 6-30-21	912828S27	1.125%	25,000,000.00	6/30/2021		3.191	6/20/2017	70,700.97	24,549,251.67	0	1.701	23,982,500.00
T 2.375 6-30-18	912828QT0	2.375%	25,000,000.00	6/30/2018		0.249	7/6/2017	149,257.60	25,068,816.37	0	1.261	25,034,000.00
T 1.25 11-15-18	912828M64	1.250%	25,000,000.00	11/15/2018		0.619	7/17/2017	118,266.57	24,994,478.19	0	1.285	24,881,750.00
T 2.375 6-30-18	912828QT0	2.375%	25,000,000.00	6/30/2018		0.249	7/19/2017	149,257.60	25,070,888.28	0	1.228	25,034,000.00
T 1.375 6-30-18	912828VK3	1.375%	25,000,000.00	6/30/2018		0.249	7/20/2017	86,412.29	25,009,273.09	0	1.225	24,973,000.00
T 3.75 11-15-18	912828JR2	3.750%	25,000,000.00	11/15/2018		0.613	8/24/2017	354,799.72	25,383,370.55	0	1.274	25,259,750.00
T 3.75 11-15-18	912828JR2	3.750%	25,000,000.00	11/15/2018		0.613	8/24/2017	354,799.72	25,384,868.07	0	1.242	25,259,750.00
T 1.25 6-30-19	912828XV7	1.250%	25,000,000.00	6/30/2019		1.241	9/13/2017	78,556.63	24,976,204.67	0	1.327	24,711,000.00
T 1.0 11-15-19	912828U32	1.000%	25,000,000.00	11/15/2019		1.607	9/14/2017	94,613.26	24,840,332.04	0	1.400	24,504,000.00
T 1.5 5-15-20	912828X96	1.500%	25,000,000.00	5/15/2020		2.085	9/18/2017	141,919.89	25,006,249.99	0	1.488	24,579,000.00
T 1.25 6-30-19	912828XV7	1.250%	25,000,000.00	6/30/2019		1.241	9/19/2017	78,556.63	24,961,575.50	0	1.375	24,711,000.00
T 2.625 11-15-20	912828PC8	2.625%	25,000,000.00	11/15/2020		2.528	9/21/2017	248,359.81	25,638,575.14	0	1.623	25,156,250.00
T 1.5 5-15-20	912828X96	1.500%	20,000,000.00	5/15/2020		2.085	9/26/2017	113,535.91	19,991,807.43	0	1.520	19,663,200.00
T 2.0 11-30-20	912828A42	2.000%	20,000,000.00	11/30/2020		2.594	9/27/2017	134,065.93	20,181,893.19	0	1.648	19,808,600.00
T .875 5-15-19	912828R44	0.875%	25,000,000.00	5/15/2019		1.116	10/4/2017	82,786.60	24,848,832.12	0	1.420	24,640,750.00
T 3.75 11-15-18	912828JR2	3.750%	25,000,000.00	11/15/2018		0.613	10/5/2017	354,799.72	25,366,845.94	0	1.382	2

T 2.625 11-15-20	912828PC8	2.625%	25,000,000.00	11/15/2020	2.528	11/14/2017	248,359.81	25,512,762.09	0	1.819	25,156,250.00
T 0.875 5-15-19	912828R44	0.875%	25,000,000.00	5/15/2019	1.116	11/21/2017	82,786.60	24,771,629.05	0	1.700	24,640,750.00
T 2.125 6-30-21	912828WR7	2.125%	25,000,000.00	6/30/2021	3.142	12/8/2017	133,546.28	25,091,842.69	0	2.007	24,755,000.00
T 2.125 6-30-21	912828WR7	2.125%	25,000,000.00	6/30/2021	3.142	12/12/2017	133,546.27	25,064,398.86	0	2.042	24,755,000.00
T 2.125 6-30-21	912828WR7	2.125%	25,000,000.00	6/30/2021	3.142	12/20/2017	133,546.27	25,037,799.34	0	2.076	24,755,000.00
T 2.125 6-30-21	912828WR7	2.125%	25,000,000.00	6/30/2021	3.142	12/20/2017	133,546.27	25,024,299.58	0	2.094	24,755,000.00
T 1.125 6-30-21	912828S27	1.125%	25,000,000.00	6/30/2021	3.191	12/26/2017	70,700.97	24,234,145.71	0	2.107	23,982,500.00
T 1.25 11-15-18	912828M64	1.250%	25,000,000.00	11/15/2018	0.619	12/27/2017	118,266.58	24,920,378.41	0	1.764	24,881,750.00
T 0.875 5-15-19	912828R44	0.875%	25,000,000.00	5/15/2019	1.116	12/27/2017	82,786.60	24,731,484.06	0	1.845	24,640,750.00
T 3.125 5-15-19	912828KQ2	3.125%	25,000,000.00	5/15/2019	1.099	12/28/2017	295,666.43	25,352,630.32	0	1.849	25,257,750.00
T 1.25 10-31-18	912828WD8	1.250%	25,000,000.00	10/31/2018	0.580	1/3/2018	131,215.47	24,926,404.18	0	1.758	24,893,500.00
T 1.25 11-15-18	912828M64	1.250%	25,000,000.00	11/15/2018	0.619	1/4/2018	118,266.57	24,919,066.22	0	1.772	24,881,750.00
T 2.125 6-30-21	912828WR7	2.125%	25,000,000.00	6/30/2021	3.142	1/4/2018	133,546.27	24,993,625.88	0	2.133	24,755,000.00
T 0.875 5-15-19	912828R44	0.875%	25,000,000.00	5/15/2019	1.116	1/5/2018	82,786.60	24,720,131.00	0	1.887	24,640,750.00
T 1.25 12-15-18	912828N22	1.250%	25,000,000.00	12/15/2018	0.702	1/8/2018	91,861.27	24,903,575.19	0	1.800	24,862,250.00
T 2.625 11-15-20	912828PC8	2.625%	25,000,000.00	11/15/2020	2.528	1/9/2018	248,359.80	25,363,832.85	0	2.051	25,156,250.00
T 1.25 11-15-18	912828M64	1.250%	25,000,000.00	11/15/2018	0.619	1/10/2018	118,266.57	24,918,942.15	0	1.773	24,881,750.00
T 1.5 10-31-19	912828F62	1.500%	25,000,000.00	10/31/2019	1.561	1/12/2018	157,458.57	24,820,129.67	0	1.964	24,708,000.00
T 1.5 8-31-18	912828RE2	1.500%	25,000,000.00	8/31/2018	0.419	1/18/2018	32,608.70	24,980,742.19	0	1.686	24,959,000.00
T 1.5 10-31-19	912828F62	1.500%	25,000,000.00	10/31/2019	1.561	1/18/2018	157,458.57	24,791,546.66	0	2.038	24,708,000.00
T 1.25 11-30-18	912828A34	1.250%	25,000,000.00	11/30/2018	0.664	1/19/2018	104,739.01	24,906,956.84	0	1.813	24,874,000.00
T 1.0 11-15-19	912828U32	1.000%	25,000,000.00	11/15/2019	1.607	1/22/2018	94,613.26	24,585,533.31	0	2.043	24,504,000.00
T 2.625 11-15-20	912828PC8	2.625%	25,000,000.00	11/15/2020	2.527	1/25/2018	248,359.81	25,266,158.54	0	2.204	25,156,250.00
T 1.375 4-30-20	912828K58	1.375%	25,000,000.00	4/30/2020	2.049	1/29/2018	144,337.02	24,587,733.81	0	2.190	24,520,500.00
T 1.25 6-30-19	912828XV7	1.250%	25,000,000.00	6/30/2019	1.241	1/30/2018	78,556.63	24,766,124.63	0	2.011	24,711,000.00
T 1.375 11-30-18	912828RT9	1.375%	25,000,000.00	11/30/2018	0.663	1/31/2018	115,212.91	24,922,145.73	0	1.846	24,892,500.00
T 1.625 4-30-19	912828D23	1.625%	25,000,000.00	4/30/2019	1.071	2/1/2018	170,580.11	24,897,816.64	0	2.008	24,858,500.00
T 1.125 6-30-21	912828S27	1.125%	25,000,000.00	6/30/2021	3.190	2/2/2018	70,700.96	23,982,456.41	0	2.436	23,982,500.00
T 0.75 10-31-18	912828T83	0.750%	25,000,000.00	10/31/2018	0.581	2/7/2018	78,729.28	24,848,368.48	0	1.799	24,824,250.00
T 1.25 10-31-18	912828WD8	1.250%	25,000,000.00	10/31/2018	0.580	2/9/2018	131,215.47	24,912,131.57	0	1.857	24,893,500.00
T 1.25 11-30-18	912828A34	1.250%	25,000,000.00	11/30/2018	0.664	2/12/2018	104,739.01	24,891,094.82	0	1.909	24,874,000.00
T 2.375 5-31-18	912828Q06	2.375%	25,000,000.00	5/31/2018	0.167	2/13/2018	199,004.12	25,031,176.99	0	1.619	25,026,250.00
T 1.125 6-15-18	912828XF2	1.125%	25,000,000.00	6/15/2018	0.208	2/13/2018	82,675.14	24,973,840.93	0	1.626	24,967,000.00
T .75 8-31-18	912828C23	0.750%	25,000,000.00	8/31/2018	0.419	2/14/2018	16,304.35	24,889,071.37	0	1.826	24,882,750.00
T .875 10-15-18	912828L81	0.875%	25,000,000.00	10/15/2018	0.537	2/14/2018	100,961.54	24,863,932.29	0	1.890	24,852,500.00
T 1.125 6-30-21	912828S27	1.125%	25,000,000.00	6/30/2021	2.911	2/15/2018	70,700.97	23,956,644.11	0	2.513	23,982,500.00
T 1.5 8-31-18	912828RE2	1.500%	25,000,000.00	8/31/2018	0.419	2/15/2018	32,608.70	24,966,628.33	0	1.823	24,959,000.00
T 0.75 8-31-18	912828C23	0.750%	25,000,000.00	8/31/2018	0.419	2/16/2018	16,304.35	24,890,226.40	0	1.815	24,882,750.00
T 1.125 6-30-21	912828S27	1.125%	25,000,000.00	6/30/2021	3.190	2/20/2018	70,700.97	23,941,988.52	0	2.489	23,982,500.00
T 1.375 7-31-18	912828VQ0	1.375%	25,000,000.00	7/31/2018	0.334	2/21/2018	56,975.14	24,965,747.07	0	1.783	24,964,000.00
T 1.0 8-15-18	912828K82	1.000%	25,000,000.00	8/15/2018	0.375	2/22/2018	31,077.34	24,923,109.74	0	1.819	24,921,000.00
T 1.75 11-15-20	912828G33	1.750%	25,000,000.00	11/15/2020	2.557	2/28/2018	165,573.20	24,591,321.90	0	2.396	24,610,250.00
T 2.0 10-11-21	912828RR3	2.000%	25,000,000.00	11/15/2021	3.485	3/7/2018	189,226.52	24,570,283.54	0	2.499	24,597,750.00
T 2.0 10-31-21	912828F96	2.000%	25,000,000.00	10/31/2021	3.446	3/14/2018	209,944.75	24,555,572.08	0	2.522	24,597,750.00
T 3.125 5-15-21	912828QN3	3.125%	25,000,000.00	5/15/2021	2.967	3/29/2018	295,666.44	25,520,571.90	0	2.428	25,519,500.00
Subtotal Treasury Notes		1.665%	2,865,000,000.00	9/26/2019	1.454		15,406,821.32	2,865,119,376.03	1.600		2,843,320,550.00
Commercal Paper											
GECTSY 1.56 5-15-18	36164KEF4	1.560%	50,000,000.00	5/15/2018	0.123	11/28/17	0.00	49,904,088.89	0	1.571	49,879,500.00
GECTSY 1.66 6-29-18	36164KFV8	1.660%	45,000,000.00	6/29/2018	0.246	12/1/17	0.00	44,814,293.30	0	1.676	44,764,650.00
TOYCC 1.66 6-28-18	89233HFU3	1.660%	35,000,000.00	6/28/2018	0.244	12/4/17	0.00	34,857,179.90	0	1.676	34,826,750.00
TOYCC 1.71 6-29-18	89233HFV1	1.710%	40,000,000.00	6/29/2018	0.246	12/18/17	0.00	39,829,955.31	0	1.726	39,785,000.00
GECTSY 1.84 9-4-18	36164KJ44	1.840%	40,000,000.00	9/4/2018	0.430	1/4/18	0.00	39,679,583.26	0	1.863	39,612,000.00
TOYCC 1.82 6-29-18	89233HFV1	1.820%	35,000,000.00	6/29/2018	0.246	2/6/18	0.00	34,841,207.10	0	1.833	34,811,875.00
TOYCC 2.09 7-20-18	89233HGL2	2.090%	50,000,000.00	7/20/2018	0.304	3/1/18	0.00	49,677,791.66	0	2.107	49,678,000.00
TOYCC 2.33 9-4-18	89233HJ47	2.330%	50,000,000.00	9/4/2018	0.430	3/28/18	0.00	49,491,930.55	0	2.354	49,482,222.00
Subtotal Commercal Paper		1.848%	345,000,000.00	7/12/2018	0.284		0.00	343,096,029.97	1.865		342,839,997.00
Agency Discount Notes											
FHDN 1.61 6-29-18	313385YS9	1.610%	25,000,000.00	6/29/2018	0.246	43152	0.00	24,899,663.83	0	1.619	24,894,930.56
FHDN 1.68 6-29-18	313385YS9	1.680%	25,000,000.00	6/29/2018	0.246	43157	0.00	24,895,301.39	0	1.690	24,894,930.56
FHDN 1.68 6-29-18	313385YS9	1.680%	25,000,000.00	6/29/2018	0.246	43158	0.00	24,895,301.39	0	1.690	24,894,930.56
Subtotal Agency Discount Notes		1.657%	75,000,000.00	6/29/2018	0.246		0.00	74,690,266.61	1.666		74,684,791.68
Mortgage-Backed Securities											
FN 254721 5.00 4-1-1	31371K4E8	5.000%	1,101.70	4/21/2018	0.203	4/21/2003	4.59	1,101.70	0	4.366	1,103.85
FN 702860 5.00 04-01	31401AZZ3	5.000%	512.20	4/1/2018	0.177	4/21/2003	2.13	512.20	0	4.441	513.20
FNCI 5.00 05-01-18	31371K5V9	5.000%	5,491.40	5/1/2018	0.234	5/19/2003	22.88	5,491.40	0	4.428	5,577.78
FNCI 5.00 LLB 05-01-	31400SDP1	5.000%	2,532.75	5/1/2018	0.226	5/19/2003	10.55	2,532.75	0	4.094	2,572.59
FG E97045 4.5 06-01-	3128H4ZJ1	4.500%	2,734.43	6/1/2018	0.241	7/17/2003	10.25	2,734.43	0	3.874	2,750.30
FGE01425 4.5 08-01-	31294KSN6	4.500%	34,423.65	8/1/2018	0.302	8/18/2003	129.09	34,423.65	0	4.315	34,623.19
FN254942 4.00 09-01-	31371LEP0	4.000%	31,806.80	9/1/2018	0.370	9/18/2003	106.02	31,806.80	0	3.920	32,722.61
FGG18008 4.5 09-01-	3128MMAJ2	4.500%	50,076.70	9/1/2019	0.468	12/21/2004	187.79	50,076.70	0	4.478	50,366.97
FN255077 5.00 01-01-	31371LJW0	5.000%	18,272.98	1/1/2019	0.715	3/17/2005	76.14	18,272.98	0	4.687	18,560.42
FGG18065 5.00 07-01-	3128MNCB7	5.000%	82,527.85	7/1/2020	1.057	7/19/2005	343.87	82,527.85	0	4.838	84,711.80
FGB19758 5.00 08-01-	312972ZX3	5.000%	49,348.20	8/1/2020	0.886	8/16/2005	205.62	49,348.20	0	4.893	49,614.66
FGG18073 5.00 09-01-	3128MCK7	5.000%	92,375.43	9/1/2020	1.105	10/18/2005	384.90	92,375.43	0	4.989	94,883.63
FGG18079 5.50 10-01-	3128MCCR2	5.500%	132,192.26	10/1/2020	1.150	11/17/2005	605.88	132,192.26	0	5.366	135,647.75
FGG11810 5.5 12-01-2	31336WAJ8	5.500%	105,452.37	12/1/2020	0.988	12/15/2005	483.32	105,452.37	0	5.419	107,794.6

FGG11807 5.5 10-01-2	31336WAF6	5.500%	142,980.06	10/1/2020	1.051	12/15/2005	655.33	142,980.06	0	5.388	146,396.32
FGG18101 5.5 02-01-2	3128MMDF7	5.500%	92,311.70	2/1/2021	1.283	2/16/2006	423.10	92,311.70	0	5.369	95,143.79
FGG18096 5.5 1-1-21	3128MMDA8	5.500%	91,671.72	1/1/2021	1.199	2/16/2006	420.16	91,671.72	0	5.373	94,139.22
FN865183 5.5 02-01-2	31409AFY0	5.500%	162,942.32	2/1/2021	1.236	3/16/2006	746.82	162,942.32	0	5.403	166,476.04
FGG18106 5.5 03-01-2	3128MMDL4	5.500%	124,127.52	3/1/2021	1.270	3/16/2006	568.92	124,077.25	0	5.470	127,904.65
FNCI 5.5 04-01-21	31407HVV5	5.500%	171,191.20	4/1/2021	1.414	4/18/2006	784.63	171,181.86	0	5.475	175,900.73
FGG18115 6.0 05-01-2	3128MMDV2	6.000%	128,281.88	5/1/2021	1.277	5/16/2006	646.41	129,281.88	0	5.811	133,703.43
FGG18124 6.0 6-1-21	3128MMD67	6.000%	103,025.76	6/1/2021	1.319	6/19/2006	515.13	103,025.76	0	5.845	106,755.73
FGG18124 6.0 6-1-21	3128MMD67	6.000%	138,027.53	6/1/2021	1.319	7/18/2006	690.14	138,027.53	0	5.963	143,024.76
FGCI03360 5.50 09-01	3128PEWV6	5.500%	60,312.64	9/1/2021	1.397	9/18/2006	276.43	60,312.64	0	5.556	61,955.83
FGG12369 5.5 10-01-2	3128M1QW2	5.500%	142,942.21	10/1/2021	1.333	10/17/2006	655.15	142,880.86	0	5.472	147,520.48
FNCI 5.5 11-01-21	31410VVE7	5.500%	98,752.64	11/1/2021	1.610	11/16/2006	452.62	98,643.67	0	5.487	102,201.92
FGG18157 5.5 12-01-2	3128MME74	5.500%	154,503.76	12/1/2021	1.518	1/17/2007	708.14	154,436.86	0	5.472	160,137.94
FGG18169 5.5 02-01-2	3128MMFK4	5.500%	154,703.68	2/1/2022	1.561	2/15/2007	709.06	154,702.09	0	5.559	160,250.55
FGG12514 5.5 02-01-2	3128MBAP2	5.500%	167,560.16	2/1/2022	1.478	3/19/2007	767.98	167,560.16	0	5.462	173,348.98
FN938603 5.5 05-01-2	31412YGL0	5.500%	96,544.56	5/1/2022	1.724	5/17/2007	442.50	96,544.56	0	5.434	100,095.61
FGJ05074 5.5 06-01-2	3128PGT78	5.500%	52,731.84	6/1/2022	1.804	6/18/2007	241.69	52,731.84	0	5.462	53,488.37
FGG12692 5.5 06-1-22	3128MBF93	5.500%	203,720.77	6/1/2022	1.541	6/18/2007	933.72	203,720.77	0	5.457	212,121.88
FGJ05038 5.5 07-01-2	3128PGS38	5.500%	214,881.76	7/1/2022	1.726	6/18/2007	984.87	214,881.76	0	5.561	220,680.13
FGG12718 5.5 07-01-2	3128MBG35	5.500%	181,223.26	7/1/2022	1.670	7/17/2007	830.61	181,070.12	0	5.632	188,546.61
FGJ05317 5.5 08-01-2	3128PG4A8	5.500%	277,950.90	8/1/2022	1.768	9/18/2007	1,273.94	277,809.77	0	5.569	289,642.91
FGJ05440 6.0 08-01-2	3128PHBH3	6.000%	26,531.67	8/1/2022	1.820	9/18/2007	132.66	26,531.67	0	5.872	26,958.34
FGJ05665 5.5 10-01-2	3128PHJJ1	5.500%	92,941.52	10/1/2022	1.544	10/16/2007	425.98	92,808.02	0	5.534	95,393.51
FGG12956 5.0 01-01-1	3128MBQH3	5.000%	179,752.32	1/1/2023	1.580	12/17/2007	748.97	179,648.49	0	4.982	180,722.92
FGCI 4.5 02-01-23	3128PJYV3	4.500%	71,096.40	2/1/2023	1.718	2/19/2008	266.61	71,066.47	0	4.481	71,610.42
FGG18239 5.0 03-01-2	3128MMHR7	5.000%	245,589.20	3/1/2023	1.905	3/18/2008	1,023.29	245,589.20	0	4.949	257,362.82
FGJ07494 5.4 04-01-2	3128PKKF0	4.500%	186,745.20	4/1/2023	1.407	4/17/2008	700.29	186,745.20	0	4.610	187,827.68
FGG13072 5.0 04-01-2	3128MBT56	5.000%	189,533.82	4/1/2023	1.820	3/18/2008	789.72	189,205.11	0	5.077	198,478.75
FNCI 5.0 5-1-23	31412MRU4	5.000%	309,090.64	5/1/2023	1.937	5/19/2008	1,287.88	308,745.50	0	5.021	324,535.51
FGG18259 5.5 06-01-2	3128MMJUD	5.500%	353,648.24	6/1/2023	2.014	6/17/2008	1,620.89	353,659.29	0	5.347	370,859.25
FGG18259 5.5 06-01-2	3128MMJUD	5.500%	355,605.59	6/1/2023	2.014	7/17/2008	1,629.86	355,370.48	0	5.518	372,911.91
FGJ08476 5.5 08-01-2	3128PLM22	5.500%	433,956.88	8/1/2023	2.153	8/18/2008	1,988.97	433,352.97	0	5.564	454,724.64
FGG13247 5.0 07-01-2	3128MBZL4	5.000%	214,809.33	7/1/2023	1.969	9/16/2008	895.04	215,214.19	0	4.842	225,078.74
FGCI 6.0 9-1-22	3128MB4G9	5.500%	279,282.29	9/1/2022	1.526	11/18/2008	1,280.04	279,666.59	0	5.352	289,110.62
FGCI 4.5 04-01-23	3128PKRH9	4.500%	128,655.43	4/1/2023	1.813	12/16/2008	482.46	129,497.76	0	4.254	132,405.85
FGG18300 4.0 1-1-24	3128MMKN2	4.000%	329,061.84	1/1/2024	2.102	1/20/2009	1,096.87	329,953.57	0	3.691	338,494.02
FGJ09194 4.0 1-1-24	3128PMGB0	4.000%	298,658.88	1/1/2024	2.067	2/20/2009	995.53	299,131.25	0	3.800	307,698.74
FGCI 4.0 03-01-24	3128MMKQ5	4.000%	360,842.64	3/1/2024	2.139	3/17/2009	1,202.81	360,997.41	0	3.826	371,185.78
FGCI 4.0 05-01-24	3128PMU0V	4.000%	550,257.76	5/1/2024	2.124	4/16/2009	1,834.19	550,275.64	0	3.744	566,556.43
FGCI 4.0 05-01-24	3128MMKW2	4.000%	378,116.88	5/1/2024	2.202	5/18/2009	1,260.39	378,349.57	0	3.790	389,849.45
FGCI 4.0 06-01-24	3128MMK28	4.000%	514,782.88	6/1/2024	2.221	6/16/2009	1,715.94	514,652.96	0	4.051	530,706.98
FGJ10251 4.0 7-1-24	3128PPH48	4.000%	109,172.28	7/1/2024	1.679	7/16/2009	363.91	109,172.28	0	3.842	112,301.59
FGJ12604 4.0 07-01-2	3128PR3M9	4.000%	674,049.90	7/1/2025	2.463	12/20/2010	2,246.83	675,029.40	0	3.619	694,920.55
FGG14777 4.0 8-1-25	3128MDQ63	4.000%	644,090.40	8/1/2025	1.044	6/18/2013	2,146.97	653,769.37	0	3.025	662,552.51
Subtotal Mortgage-Backed Securities		4.852%	10,496,508.58	2/9/2020	1.745		42,436.48	10,507,976.29	4.700		10,843,126.27

Agency Notes

FNMA .875 5-21-18	3135G0WJ8	0.875%	25,000,000.00	5/21/2018	0.140	6/24/2013	78,993.06	24,969,071.29	0	1.804	24,971,000.00
FNMA .875 5-21-18	3135G0WJ8	0.875%	25,000,000.00	5/21/2018	0.140	1/26/2016	78,993.06	24,995,687.61	0	1.000	24,971,000.00
FNMA 1.75 11-26-19	3135G0ZY2	1.750%	25,000,000.00	11/26/2019	1.627	3/16/2016	151,909.72	25,141,054.65	0	1.399	24,792,750.00
FNMA 1.75 11-26-19	3135G0ZY2	1.750%	25,000,000.00	11/26/2019	1.627	3/23/2016	151,909.72	25,190,892.61	0	1.276	24,792,750.00
FHLMC 1.25 10-2-19	3137EADM8	1.250%	25,000,000.00	10/2/2019	1.484	5/25/2016	155,381.94	25,002,918.39	0	1.242	24,625,250.00
FNMA 1.75 6-20-19	3135G0ZE6	1.750%	25,000,000.00	6/20/2019	1.207	5/26/2016	122,743.06	25,189,151.80	0	1.118	24,872,000.00
FHLMC 1.625 6-14-19	313379EE5	1.625%	25,000,000.00	6/14/2019	1.191	5/31/2016	120,746.53	25,138,070.94	0	1.157	24,835,500.00
FHLMC 1.25 10-2-19	3137EADM8	1.250%	25,000,000.00	10/2/2019	1.484	6/9/2016	155,381.94	25,074,772.77	0	1.047	24,625,250.00
FNMA 1.75 11-26-19	3135G0ZY2	1.750%	25,000,000.00	11/26/2019	1.627	6/15/2016	151,909.72	25,302,944.48	0	1.004	24,792,750.00
FNMA 1.75 11-26-19	3135G0ZY2	1.750%	25,000,000.00	11/26/2019	1.627	6/20/2016	151,909.72	25,296,705.81	0	1.019	24,792,750.00
FHLMC 1.625 6-14-19	313379EE5	1.625%	25,000,000.00	6/14/2019	1.191	6/22/2016	120,746.53	25,189,540.01	0	0.985	24,835,500.00
FNMA 1.5 6-22-20	3135G0D75	1.500%	25,000,000.00	6/22/2020	2.188	8/17/2016	103,125.00	25,236,957.98	0	1.065	24,516,250.00
FHLMC 1.25 8-22-19 1	3134G95D5	1.250%	25,000,000.00	8/22/2019	1.382	8/22/2016	33,854.17	25,000,000.00	1.25	1.148	24,863,000.00
FHLMC 1.25 8-23-19 1	3134G95G8	1.250%	25,000,000.00	8/23/2019	1.385	8/23/2016	32,986.11	25,000,000.00	1.25	1.148	24,862,250.00
FNMA 1.5 6-22-20	3135G0D75	1.500%	25,000,000.00	6/22/2020	2.188	8/30/2016	103,125.00	25,205,985.27	0	1.121	24,516,250.00
14Th Libor Flt Rte 2	46513CN69	1.738%	5,000,000.00	9/1/2018	0.416	9/1/2016	28,799.66	5,000,000.00	0	1.738	5,000,000.00
FHLM 1.0 9-26-19	3130A9EP2	1.000%	20,000,000.00	9/26/2019	1.479	9/14/2016	2,777.79	19,972,284.01	0	1.095	19,637,600.00
FHLM 1.1 2-20-20	3130A9DX6	1.100%	20,000,000.00	2/20/2020	1.870	9/26/2016	25,055.56	20,016,802.11	0	1.055	19,540,600.00
FHLMC 1.44 9-27-19 1	3134GAKV5	1.440%	20,000,000.00	9/27/2019	1.478	9/27/2016	4,000.00	20,000,000.00	1.44	1.301	24,699,000.00
FHLM 1.375 9-13-19	313380FB8	1.375%	20,000,000.00	9/13/2019	1.440	9/27/2016	13,750.00	20,113,568.16	0	0.978	19,754,200.00
FHLM 1.0 9-26-19	3130A9EP2	1.000%	20,000,000.00	9/26/2019	1.479	9/28/2016	2,777.78	20,008,729.88	0	0.970	19,637,600.00
FHLM 1.375 9-13-19	313380FB8	1.375%	20,000,000.00	9/13/2019	1.440	9/29/2016	13,750.00	20,107,282.64	0	1.000	19,754,200.00
FHLM 1.375 9-11-20	313380WG8	1.375%	20,000,000.00	9/11/2020	2.411	10/13/2016	15,277.78	20,054,238.63	0	1.261	19,519,400.00
FHLMC 1.375 5-1-20	3137EADR7	1.375%	20,000,000.00	5/1/2020	2.050	10/24/2016	114,583.33	20,098,318.77	0	1.134	19,610,200.00
FHLM 4.125 3-13-20	3133XXP50	4.125%	12,000,000.00	3/13/2020	1.892	10/25/2016	24,750.00	12,678,868.34	0	1.163	12,398,880.00
FNMA 1.5 6-22-20	3135G0D75	1.500%	10,000,000.00	6/22/2020	2.188	10/25/2016	41,250.00	10,077,135.03	0	1.146	9,806,500.00
FHLM 2.375 12-13-19	3130A0JR2	2.375%	25,000,000.00	12/13/2019	1.665	2/8/2017	178,125.00	25,387,102.13	0	1.445	25,020,750.00
FHLM 2.375 12-13-19	3130A0JR2	2.375%	25,000,000.00	12/13/2019	1.665	2/8/2017	178,125.00	25,385,903.65	0	1.448	25,020,750.00
FHLM 2.4 8-13-20 1xc	3130AAQT8	2.400%	25,000,000.00	8/13/2020	0.199	2/13/2017	80,000.00	25,051,435.88	1.377	2.000	24,984,000.00
FHLM 2.375 8-13-20 1	3130AAQP6	2.375%	25,000,000.00	8							

FHLMC 2.44 8-24-20 1	3134GA5S9	2.440%	25,000,000.00	8/24/2020	5/24/2018	0.144	2/24/2017	62,694.44	25,040,030.17	1.351	2,040	24,605,750.00
Subtotal Agency Notes		1.654%	742,000,000.00	8/16/2019		1.641		2,846,046.21	746,013,536.76		1,306	734,782,680.00
Municipal Bonds												
CYTWTR 1.5 5-1-18	184126YT1	1.500%	10,000,000.00	5/1/2018		0.085	6/27/2013	62,500.00	10,000,000.00	0	1,500	9,995,000.00
RISGEN 4.39 4-1-18	76222RJB9	4.390%	1,000,000.00	4/1/2018		0.003	8/26/2013	21,950.00	1,000,145.59	0	2,360	1,000,000.00
OKSWTR 2.195 4-1-18	67919PKV4	2.195%	2,360,000.00	4/1/2018		0.003	9/19/2013	25,901.00	2,360,011.06	0	2,130	2,360,000.00
ENEPWR 2.147 7-1-18	29270CYL3	2.147%	2,565,000.00	7/1/2018		0.252	10/2/2013	13,767.63	2,565,407.91	0	2,080	2,565,974.70
TNS 1.15 5-1-18	880541TX5	1.150%	1,500,000.00	5/1/2018		0.085	10/18/2013	7,187.50	1,498,837.35	0	2,000	1,499,070.00
PAL 5.898 6-1-19 sin	696497TR7	5.898%	685,000.00	6/1/2019		1.125	4/29/2014	13,467.10	710,618.31	0	2,471	695,138.00
TXS 3.203 4-1-19	882722VF5	3.203%	3,000,000.00	4/1/2019		0.980	10/28/2014	48,045.00	3,039,124.51	0	1,840	3,027,810.00
LEXUTL 5.0 9-1-19	528902JY6	5.000%	1,005,000.00	9/1/2019		1.381	11/18/2014	4,187.49	1,042,673.44	0	2,201	1,037,763.00
TUCWTR 1.48 7-1-18	8987968N0	1.480%	1,160,000.00	7/1/2018		0.252	11/19/2014	4,292.00	1,159,517.00	0	1,650	1,158,990.80
LVNSCD 2.165 11-1-18	518021VD9	2.165%	2,190,000.00	11/1/2018		0.578	11/21/2014	19,755.63	2,194,493.69	0	1,800	2,185,072.50
PATSCD 1.765 8-1-18	697379UB9	1.765%	2,750,000.00	8/1/2018		0.337	1/20/2015	8,089.58	2,754,177.55	0	1,300	2,749,037.50
COO 2.28 11-15-19	213185JL6	2.280%	1,850,000.00	11/15/2019		1.589	1/23/2015	15,934.67	1,858,537.01	0	1,980	1,840,010.00
CTS 2.294 3-15-20	20772JZL9	2.294%	1,085,000.00	3/15/2020		1.922	4/21/2015	1,106.22	1,094,213.96	0	1,838	1,071,361.55
WIL 1.588 2-15-19	969887S33	1.588%	2,500,000.00	2/15/2019		0.868	4/23/2015	5,072.78	2,500,000.00	0	1,588	2,487,325.00
COOHGR 2.125 12-1-19	216129DS2	2.125%	1,000,000.00	12/1/2019		1.635	4/27/2015	7,083.33	1,005,178.12	0	1,800	990,700.00
TUCWTR 1.48 7-1-18	8987968N0	1.480%	2,350,000.00	7/1/2018		0.252	4/30/2015	8,695.00	2,351,309.61	0	1,254	2,347,955.50
SBDHGR 2.136 8-1-18	796720JH4	2.136%	1,525,000.00	8/1/2018		0.337	7/1/2015	5,429.00	1,527,914.63	0	1,550	1,525,000.00
METGEN 1.3 9-1-18	591852JX4	1.300%	5,000,000.00	9/1/2018		0.422	7/10/2015	5,416.67	5,001,018.97	0	1,250	4,985,100.00
CTS 1.696 10-15-18	20772JKL5	1.696%	1,000,000.00	10/15/2018		0.535	7/16/2015	7,820.44	1,000,500.93	0	1,600	996,800.00
CINWTR 1.955 12-1-19	172311JZ6	1.955%	4,380,000.00	12/1/2019		1.638	8/12/2015	28,543.00	4,390,108.29	0	1,811	4,346,974.80
CINWTR 1.497 12-1-18	172311JY9	1.497%	5,600,000.00	12/1/2018		0.663	8/12/2015	27,944.00	5,601,335.18	0	1,460	5,574,856.00
CTS 2.25 8-1-19	20772JL42	2.250%	1,000,000.00	8/1/2019		1.317	8/19/2015	8,007.49	1,002,674.95	0	2,040	995,540.00
PTMTRN 2.12 9-1-19	734747AE0	2.120%	6,690,000.00	9/1/2019		1.401	8/26/2015	11,819.00	6,709,985.85	0	1,900	6,670,532.10
CHAPWR 2.3 9-1-20	162393EY4	2.300%	1,000,000.00	9/1/2020		2.361	10/20/2015	1,916.66	1,009,889.95	0	1,870	992,310.00
TXS 1.091 10-1-18	882723A25	1.091%	5,000,000.00	10/1/2018		0.500	10/29/2015	27,275.00	5,000,000.00	0	1,091	4,979,000.00
AZSWTR 1.837 10-1-18	040688MF7	1.837%	1,865,000.00	10/1/2018		0.498	1/25/2016	17,130.03	1,870,842.50	0	1,200	1,863,060.40
ACASCD 1.427 8-1-18	004284A88	1.427%	4,000,000.00	8/1/2018		0.337	2/2/2016	9,513.33	4,003,384.28	0	1,170	3,993,160.00
MIS 2.6 5-15-19	5946107V3	2.600%	1,000,000.00	5/15/2019		1.103	2/5/2016	9,822.22	1,013,345.20	0	1,380	1,003,400.00
NYC 2.15 6-1-20	64966LN56	2.150%	1,425,000.00	6/1/2020		2.114	3/1/2016	10,212.51	1,440,122.47	0	1,640	1,418,658.75
RIVHGR 2.345 8-1-19	76886PFA6	2.345%	1,125,000.00	8/1/2019		1.316	3/7/2016	4,396.88	1,137,294.81	0	1,500	1,123,413.75
MIS 2.125 5-15-18	5946107U5	2.125%	2,600,000.00	5/15/2018		0.123	3/11/2016	20,872.22	2,603,194.74	0	1,130	2,600,780.00
RIC 1.81 7-15-18	76541VKD8	1.810%	3,000,000.00	7/15/2018		0.290	3/22/2016	11,463.33	3,005,655.32	0	1,150	2,999,190.00
ENEPWR 1.375 7-1-18	29270CL86	1.375%	1,575,000.00	7/1/2018		0.252	3/28/2016	5,414.05	1,575,681.38	0	1,200	1,572,653.25
MIS 6.85 11-1-19 sin	5946103R6	6.850%	1,000,000.00	11/1/2019		1.491	3/29/2016	28,541.67	1,070,505.36	0	2,189	1,047,600.00
WAS 3.95 2-1-20	93974CXE5	3.950%	1,000,000.00	2/1/2020		1.778	6/24/2016	6,583.33	1,046,348.81	0	1,350	1,025,330.00
ENEPWR 2.653 7-1-20	29270CYN9	2.653%	1,500,000.00	7/1/2020		2.187	7/1/2016	9,948.75	1,540,962.70	0	1,400	1,498,695.00
DALUTL 0.985 10-1-18	23542JBD6	0.985%	10,000,000.00	10/1/2018		0.500	7/7/2016	49,250.00	10,000,000.00	0	0.985	9,946,000.00
ARLSCD 1.393 2-15-20	0418262C1	1.393%	3,000,000.00	2/15/2020		1.852	7/26/2016	5,339.83	3,000,000.00	0	1,393	2,930,730.00
ARLSCD 1.152 2-15-19	0418262B3	1.152%	1,000,000.00	2/15/2019		0.869	7/26/2016	1,472.00	1,000,000.00	0	1,152	990,360.00
CAS 6.2 3-1-19	13063BFU1	6.200%	4,340,000.00	3/1/2019		0.902	8/19/2016	22,423.33	4,537,465.35	0	1,150	4,488,080.80
STNPWR 2.178 7-1-19	84247PHU8	2.178%	1,400,000.00	7/1/2019		1.234	9/2/2016	7,623.00	1,415,914.20	0	1,250	1,394,918.00
CTS 2.534 4-15-20	20772JEK4	2.534%	1,650,000.00	4/15/2020		1.978	9/20/2016	19,279.52	1,687,090.58	0	1,400	1,636,404.00
MIS 4.3 4-15-20	5946106Y8	4.300%	1,500,000.00	4/15/2020		1.940	10/3/2016	29,741.67	1,587,763.26	0	1,350	1,555,785.00
ENEPWR 1.793 7-1-18	29270CZA6	1.793%	1,200,000.00	7/1/2018		0.252	10/19/2016	5,379.00	1,202,221.03	0	1,050	1,199,424.00
CTS 2.534 4-15-20	20772JEK4	2.534%	1,000,000.00	4/15/2020		1.978	10/24/2016	11,684.56	1,021,464.60	0	1,450	991,760.00
VVYHGR 1.676 8-1-20	92603PEQ1	1.676%	1,445,000.00	8/1/2020		2.292	10/31/2016	4,036.37	1,449,098.04	0	1,550	1,414,308.20
ANAHSG 1.565 10-1-20	032556CA8	1.565%	2,565,000.00	10/1/2020		2.445	11/1/2016	20,071.13	2,556,647.92	0	1,700	2,491,641.00
CAS 6.2 10-1-19	13063A7G3	6.200%	1,000,000.00	10/1/2019		1.419	11/3/2016	31,000.00	1,070,392.98	0	1,397	1,054,890.00
NYC 2.15 6-1-20	64966LN56	2.150%	1,000,000.00	6/1/2020		2.115	11/14/2016	7,166.67	1,012,812.89	0	1,540	995,550.00
PTMTRN 2.737 9-1-21	73474TAG5	2.737%	1,400,000.00	9/1/2021		3.280	11/22/2016	3,193.17	1,426,530.24	0	2,150	1,398,908.00
ENEPWR 2.653 7-1-20	29270CYN9	2.653%	1,190,000.00	7/1/2020		2.186	12/6/2016	7,892.68	1,205,487.24	0	2,050	1,188,964.70
NYC 2.0 8-1-18	64966K2M4	2.000%	1,000,000.00	8/1/2018		0.337	12/6/2016	3,333.33	1,001,814.95	0	1,450	1,000,250.00
DALUTL 0.985 10-1-18	23542JBD6	0.985%	1,130,000.00	10/1/2018		0.500	12/13/2016	5,565.25	1,128,516.35	0	1,250	1,123,898.00
NYC 2.0 12-1-19	64966MGF0	2.000%	2,500,000.00	12/1/2019		1.637	12/20/2016	16,666.67	2,510,919.89	0	1,730	2,489,825.00
LAS 1.26 8-1-18	546415Z37	1.260%	2,000,000.00	8/1/2018		0.337	12/20/2016	4,200.00	1,998,411.60	0	1,500	1,995,620.00
LOS 1.21 9-1-18	544351KM0	1.210%	5,435,000.00	9/1/2018		0.422	12/21/2016	5,480.29	5,432,797.90	0	1,308	5,415,488.35
CHE 2.129 5-15-20	165573C38	2.129%	1,500,000.00	5/15/2020		2.070	2/3/2017	12,064.33	1,510,142.14	0	1,800	1,491,150.00
DALUTL 2.21 10-1-20	2354167C2	2.210%	2,400,000.00	10/1/2020		2.422	2/7/2017	26,520.00	2,412,096.98	0	2,000	2,387,900.00
OKSWTR 2.444 4-1-20	67919PLJ0	2.444%	1,140,000.00	4/1/2020		1.944	2/7/2017	13,930.80	1,154,470.05	0	1,790	1,139,464.20
AUSPWR 1.704 11-15-1	052414PW3	1.704%	1,035,000.00	11/15/2018		0.618	2/22/2017	6,662.64	1,036,297.15	0	1,500	1,032,267.60
TNS 2.676 8-1-18	880541QN0	2.676%	3,000,000.00	8/1/2018		0.337	2/27/2017	13,380.00	3,015,069.77	0	1,171	3,007,710.00
ORS 4.261 8-1-18	68608KZR2	4.261%	4,960,000.00	8/1/2018		0.337	3/27/2017	35,224.27	5,009,323.91	0	1,261	4,998,936.00
MIS 2.125 5-15-18	5946107U5	2.125%	2,375,000.00	5/15/2018		0.123	3/28/2017	19,065.97	2,377,645.31	0	1,230	2,375,712.50
ENEPWR 2.117 7-1-20	29270CL52	2.117%	1,000,000.00	7/1/2020		2.198	3/31/2017	5,292.50	1,003,614.74	0	1,950	987,540.00
ORL 2.1 12-1-21	686356PN0	2.100%	6,									

WIN 1.5 6-1-19	975673DS0	1.500%	1,970,000.00	6/1/2019	1.157	7/12/2017	9,850.00	1,968,719.65	0	1.557	1,951,619.90
ORL 2.0 12-1-21	686356NY8	2.000%	2,020,000.00	12/1/2021	3.530	7/12/2017	13,466.67	2,002,436.51	0	2.250	1,949,562.60
NYSENV 1.658 6-15-19	64986DEB7	1.658%	1,000,000.00	6/15/2019	1.193	7/25/2017	4,881.89	1,001,839.28	0	1.502	992,360.00
FRE 1.54 8-1-19	355694Y95	1.540%	2,500,000.00	8/1/2019	1.322	8/7/2017	6,416.67	2,501,294.79	0	1.500	2,465,525.00
UTS 3.289 7-1-20 BAB	917542QT2	3.289%	1,120,000.00	7/1/2020	2.172	8/9/2017	9,209.20	1,158,907.65	0	1.700	1,139,835.20
HIL 2.0 3-1-19	432841SA3	2.000%	1,050,000.00	3/1/2019	0.912	9/28/2017	1,750.00	1,054,274.78	0	1.551	1,048,026.00
TUCWTR 1.809 7-1-19	8987968P5	1.809%	1,000,000.00	7/1/2019	1.237	9/28/2017	4,522.50	1,001,695.63	0	1.671	992,600.00
TXS 3.5 10-1-20	882724DS3	3.500%	1,000,000.00	10/1/2020	2.381	10/3/2017	17,305.56	1,042,893.63	0	1.732	1,026,250.00
NYSFAC 2.119 1-15-21	64985HYV3	2.119%	1,250,000.00	1/15/2021	2.711	11/9/2017	5,591.81	1,250,000.00	0	2.119	1,228,775.00
NYC 3.15 8-1-22	64966K2R3	3.150%	1,000,000.00	8/1/2022	4.069	12/8/2017	5,250.00	1,026,417.46	0	2.500	1,013,720.00
BER 2.5 12-13-18	083763RR5	2.500%	2,920,000.00	12/13/2018	0.694	12/13/2017	21,900.00	2,933,057.06	0	1.850	2,925,256.00
GAS 2.0 2-1-19	3733844P8	2.000%	4,355,000.00	2/1/2019	0.828	3/23/2018	14,516.67	4,347,788.80	0	2.200	4,346,681.95
ALA 2.562 8-1-20	010878AL0	2.562%	3,000,000.00	8/1/2020	2.271	3/29/2018	427.00	3,000,000.00	0	2.562	3,001,320.00
ALA 3.5 8-1-19	010878AK2	3.500%	5,000,000.00	8/1/2019	1.308	3/29/2018	972.22	5,069,609.96	0	2.434	5,066,600.00
Subtotal Municipal Bonds		216.890%	215,560,000.00	6/1/2019	1.148		1,382,910.20	216,748,728.20		1.613	215,000,030.10
Money Market Mutual Funds											
CHASE MONEY MARKET F		0.010%	0.00	4/1/2018	0.000	2/1/2008	0.00	0.00	0	0.010	0.00
TexStar960 Cash Rese		1.493%	189,714,749.25	4/1/2018	0.003	7/1/2011	0.00	189,714,749.25	0	1.493	189,714,749.25
Subtotal Money Market Mutual Funds		1.493%	189,714,749.25	4/1/2018	0.003		0.00	189,714,749.25		1.493	189,714,749.25
TOTAL FUND 9900		1.702%	4,442,771,257.83	7/11/2019	1.255		19,678,214.21	4,445,890,663.11		1.576	4,411,185,924.30

**INVESTMENT BY SECTOR AND MATURITY - TAX EXEMPT FUND 9901
AS OF March 31, 2018**

Description	Coupon	Par Value	Maturity Date	Call Date	Mod DTW	Purchase Date	Accrued Interest	Book Value	YTC	Current Yield	Market Value
Municipal Bonds											
HORSCD 5.0 3-1-19	440673A76	5.000%	1,000,000.00	3/1/2019	0.905	4/4/2016	4,166.67	1,036,822.33	0	0.920	1,030,890.00
DAN 3.0 6-1-19	2360917D0	3.000%	1,500,000.00	6/1/2019	1.145	9/28/2016	15,000.00	1,536,255.86	0	0.901	1,524,045.00
RCNSCD 5.00 2-15-20	763261U28	5.000%	2,000,000.00	2/15/2020	1.803	10/25/2017	12,777.79	2,142,256.02	0	1.139	2,120,720.00
SCS 5.0 8-1-19	83710RLU9	5.000%	2,000,000.00	8/1/2019	1.298	11/21/2017	16,666.67	2,097,449.49	0	1.300	2,089,480.00
Subtotal Municipal Bonds		4.539%	6,500,000.00	8/26/2019	1.362		48,611.13	6,812,783.70		1.101	6,765,135.00
TOTAL FUND 9901		4.539%	6,500,000.00	8/26/2019	1.362		48,611.13	6,812,783.70		1.101	6,765,135.00

**INVESTMENT BY SECTOR AND MATURITY - HOUSING DEPARTMENT SECTION 108 FUND 9902
AS OF March 31, 2018**

Description	Coupon	Par Value	Maturity Date	Call Date	Mod DTW	Purchase Date	Accrued Interest	Book Value	YTC	Current Yield	Market Value
Treasury Bills											
B 1.505 7-5-18	912796PN3	1.505%	3,600,000.00	7/5/2018	0.263	1/11/2018	0.00	3,585,609.66	0	1.516	3,584,239.79
B 1.79 8-23-18	912796PV5	1.790%	3,600,000.00	8/23/2018	0.397	2/28/2018	0.00	3,574,076.71	0	1.806	3,573,795.95
Subtotal Treasury Bills		1.648%	7,200,000.00	7/29/2018	0.330		0.00	7,159,686.37		1.661	7,158,035.74
TOTAL FUND 9902		1.648%	7,200,000.00	7/29/2018	0.330		0.00	7,159,686.37		1.661	7,158,035.74
GRAND TOTALS		1.706%	4,456,471,257.83	7/11/2019	1.253		19,726,825.34	4,459,863,133.18		1.575	4,425,109,095.04

Appendix II

Investments by Sector and Maturity as of December 31, 2017

INVESTMENT BY SECTOR AND MATURITY - GENERAL FUND 9900
AS OF DECEMBER 31, 2017

Description	CUSIP	Coupon	Par Value	Maturity Date	Call Date Avg Life	Mod DTW	Purchase Date	Accrued Interest	Book Value	YTC	Current Yield	Market Value
Treasury Notes												
T 2.375 6-30-18	912828QT0	2.375%	25,000,000.00	6/30/2018		0.496	2/5/2015	1,640.19	25,166,930.02	0	1.002	25,105,500.00
T 1.375 6-30-18	912828VK3	1.375%	25,000,000.00	6/30/2018		0.496	5/21/2015	949.59	25,042,322.29	0	1.027	24,984,500.00
T 1.00 5-15-18	912828XA3	1.000%	25,000,000.00	5/15/2018		0.370	6/3/2015	32,458.56	24,996,817.33	0	1.035	24,964,750.00
T 0.625 4-30-18	912828UZ1	0.625%	25,000,000.00	4/30/2018		0.329	6/17/2015	26,761.05	24,965,671.22	0	1.050	24,935,500.00
T 2.375 6-30-18	912828QT0	2.375%	20,000,000.00	6/30/2018		0.496	8/5/2015	1,312.15	20,129,400.07	0	1.046	20,084,400.00
T 1.375 6-30-18	912828VK3	1.375%	20,000,000.00	6/30/2018		0.496	8/27/2015	759.67	20,038,008.04	0	0.985	19,987,600.00
T 2.375 6-30-18	912828QT0	2.375%	25,000,000.00	6/30/2018		0.496	9/8/2015	1,640.19	25,167,454.77	0	1.001	25,105,500.00
T 1.0 5-15-18	912828XA3	1.000%	20,000,000.00	5/15/2018		0.370	9/9/2015	25,966.85	19,999,892.28	0	1.001	19,971,800.00
T 1.0 5-31-18	912828VE7	1.000%	25,000,000.00	5/31/2018		0.413	9/30/2015	21,978.02	25,012,111.78	0	0.881	24,949,250.00
T 0.75 3-31-18	912828UJ2	0.750%	25,000,000.00	3/31/2018		0.246	9/29/2015	47,905.22	24,995,768.94	0	0.820	24,961,250.00
T 1.5 8-31-18	912828RE2	1.500%	25,000,000.00	8/31/2018		0.663	11/3/2015	127,417.13	25,072,663.07	0	1.055	24,968,750.00
T 1.00 5-15-18	912828XA3	1.000%	25,000,000.00	5/15/2018		0.370	12/15/2015	32,458.56	24,985,052.60	0	1.164	24,964,750.00
T 1.00 5-15-18	912828XA3	1.000%	25,000,000.00	5/15/2018		0.370	12/21/2015	32,458.56	24,986,304.71	0	1.150	24,964,750.00
T 0.75 4-15-18	912828K25	0.750%	25,000,000.00	4/15/2018		0.287	12/29/2015	40,178.57	24,969,164.87	0	1.186	24,957,000.00
T 1.0 9-15-18	912828L40	1.000%	25,000,000.00	9/15/2018		0.703	1/13/2016	74,585.64	24,979,606.26	0	1.118	24,879,000.00
T 1.0 9-15-18	912828L40	1.000%	25,000,000.00	9/15/2018		0.703	1/19/2016	74,585.64	24,992,467.39	0	1.043	24,879,000.00
T 1.625 6-30-19	912828WS5	1.625%	25,000,000.00	6/30/2019		1.488	2/2/2016	1,122.24	25,212,595.43	0	1.045	24,913,000.00
T 1.25 11-15-18	912828M64	1.250%	25,000,000.00	11/15/2018		0.869	2/4/2016	40,573.20	25,083,482.15	0	0.862	24,885,750.00
T 1.25 11-15-18	912828M64	1.250%	25,000,000.00	11/15/2018		0.869	2/16/2016	40,573.20	25,081,375.02	0	0.872	24,885,750.00
T 1.25 11-15-18	912828M64	1.250%	25,000,000.00	11/15/2018		0.869	2/17/2016	40,573.20	25,073,372.81	0	0.909	24,885,750.00
T 1.625 6-30-19	912828WS5	1.625%	25,000,000.00	6/30/2019		1.488	2/23/2016	1,122.24	25,229,325.33	0	1.000	24,913,000.00
T 1.625 6-30-19	912828WS5	1.625%	25,000,000.00	6/30/2019		1.488	3/10/2016	1,122.24	25,166,101.39	0	1.171	24,913,000.00
T 1.25 11-15-18	912828M64	1.250%	25,000,000.00	11/15/2018		0.869	3/28/2016	40,573.20	25,058,936.86	0	0.976	24,885,750.00
T 1.625 6-30-20	912828XH8	1.625%	25,000,000.00	6/30/2020		2.460	8/31/2016	1,122.24	25,336,132.95	0	1.074	24,815,500.00
T 1.625 6-30-20	912828XH8	1.625%	25,000,000.00	6/30/2020		2.460	11/10/2016	1,122.24	25,214,608.44	0	1.272	24,815,500.00
T 1.625 6-30-20	912828XH8	1.625%	25,000,000.00	6/30/2020		2.460	11/10/2016	1,122.24	25,193,147.61	0	1.307	24,815,500.00
T 3.5 5-15-20	912828ND8	3.500%	25,000,000.00	5/15/2020		2.290	11/14/2016	113,604.97	26,220,247.72	0	1.386	25,914,000.00
T 1.625 6-30-20	912828XH8	1.625%	25,000,000.00	6/30/2020		2.460	11/16/2016	1,122.24	25,086,232.98	0	1.483	24,815,500.00
T 3.5 5-15-20	912828ND8	3.500%	25,000,000.00	5/15/2020		2.290	11/21/2016	113,604.97	26,159,099.00	0	1.488	25,914,000.00
T 2.625 11-15-20	912828PC8	2.625%	20,000,000.00	11/15/2020		2.778	11/23/2016	68,162.98	20,514,883.01	0	1.695	20,361,000.00
T 1.0 11-15-19	912828U32	1.000%	20,000,000.00	11/15/2019		1.857	11/30/2016	25,966.85	19,857,994.81	0	1.388	19,678,200.00
T 1.0 11-15-19	912828U32	1.000%	20,000,000.00	11/15/2019		1.857	12/5/2016	25,966.85	19,843,912.80	0	1.427	19,678,200.00
T 1.0 11-15-19	912828U32	1.000%	20,000,000.00	11/15/2019		1.857	12/15/2016	25,966.85	19,819,366.20	0	1.494	19,678,200.00
T 1.625 6-30-20	912828XH8	1.625%	25,000,000.00	6/30/2020		2.460	12/27/2016	1,122.24	24,933,255.28	0	1.736	24,815,500.00
T 1.375 8-31-20	912828L32	1.375%	25,000,000.00	8/31/2020		2.616	12/28/2016	116,799.03	24,724,996.50	0	1.803	24,634,750.00
T 1.5 5-31-20	912828XE5	1.500%	25,000,000.00	5/31/2020		2.380	12/29/2016	32,967.03	24,914,487.85	0	1.646	24,754,000.00
T 1.625 6-30-19	912828WS5	1.625%	25,000,000.00	6/30/2019		1.488	1/5/2017	1,122.24	25,105,934.40	0	1.336	24,913,000.00
T 3.5 5-15-20	912828ND8	3.500%	25,000,000.00	5/15/2020		2.290	1/19/2017	113,604.97	26,071,782.16	0	1.636	25,914,000.00
T 1.625 6-30-20	912828XH8	1.625%	25,000,000.00	6/30/2020		2.460	1/20/2017	1,122.24	24,973,075.79	0	1.669	24,815,500.00
T 1.375 10-31-20	912828L99	1.375%	25,000,000.00	10/31/2020		2.782	1/24/2017	58,874.31	24,785,511.11	0	1.689	24,596,750.00
T 2.625 11-15-20	912828PC8	2.625%	25,000,000.00	11/15/2020		2.778	1/25/2017	85,203.73	25,632,938.97	0	1.711	25,451,250.00
T 1.0 11-15-19	912828U32	1.000%	25,000,000.00	11/15/2019		1.857	1/25/2017	32,458.56	24,787,998.19	0	1.464	24,597,750.00
T 1.375 10-31-20	912828L99	1.375%	25,000,000.00	10/31/2020		2.782	2/2/2017	58,874.31	24,792,971.59	0	1.678	24,596,750.00
T 1.0 11-15-19	912828U32	1.000%	25,000,000.00	11/15/2019		1.857	2/2/2017	32,458.56	24,813,284.31	0	1.408	24,597,750.00
T 1.125 6-30-21	912828S27	1.125%	25,000,000.00	6/30/2021		3.441	2/9/2017	776.93	24,448,860.29	0	1.783	24,211,000.00
T 3.5 5-15-20	912828ND8	3.500%	25,000,000.00	5/15/2020		2.290	2/13/2017	113,604.97	26,115,017.18	0	1.564	25,914,000.00
T 1.375 4-30-21	912828Q78	1.375%	25,000,000.00	4/30/2021		3.262	2/14/2017	58,874.31	24,619,628.92	0	1.852	24,459,000.00
T 1.0 11-15-19	912828U32	1.000%	25,000,000.00	11/15/2019		1.857	2/15/2017	32,458.56	24,774,901.88	0	1.492	24,597,750.00
T 1.5 5-15-20	912828X96	1.500%	25,000,000.00	5/15/2020		2.335	6/19/2017	48,687.85	25,006,376.66	0	1.489	24,760,750.00
T 1.125 6-30-21	912828S27	1.125%	25,000,000.00	6/30/2021		3.441	6/20/2017	776.93	24,515,075.30	0	1.701	24,211,000.00
T 2.375 6-30-18	912828QT0	2.375%	25,000,000.00	6/30/2018		0.496	7/6/2017	1,640.19	25,136,876.52	0	1.261	25,105,500.00
T 1.25 11-15-18	912828M64	1.250%	25,000,000.00	11/15/2018		0.869	7/17/2017	40,573.20	24,992,308.06	0	1.285	24,885,750.00
T 2.375 6-30-18	912828QT0	2.375%	25,000,000.00	6/30/2018		0.496	7/19/2017	1,640.19	25,140,997.57	0	1.228	25,105,500.00
T 1.375 6-30-18	912828VK3	1.375%	25,000,000.00	6/30/2018		0.496	7/20/2017	949.59	25,018,444.29	0	1.225	24,984,500.00
T 3.75 11-15-18	912828JR2	3.750%	25,000,000.00	11/15/2018		0.863	8/24/2017	121,719.61	25,534,040.19	0	1.274	25,420,000.00
T 3.75 11-15-18	912828JR2	3.750%	25,000,000.00	11/15/2018		0.863	8/24/2017	121,719.61	25,536,126.27	0	1.242	25,420,000.00
T 1.25 6-30-19	912828XV7	1.250%	25,000,000.00	6/30/2019		1.491	9/13/2017	863.26	24,971,508.22	0	1.327	24,778,250.00
T 1.0 11-15-19	912828U32	1.000%	25,000,000.00	11/15/2019		1.857	9/14/2017	32,458.56	24,816,139.92	0	1.400	24,597,750.00
T 1.5 5-15-20	912828X96	1.500%	25,000,000.00	5/15/2020		2.335	9/18/2017	48,687.85	25,006,974.87	0	1.488	24,760,750.00
T 1.25 6-30-19	912828XV7	1.250%	25,000,000.00	6/30/2019		1.491	9/19/2017	863.26	24,953,991.72	0	1.375	24,778,250.00
T 2.625 11-15-20	912828PC8	2.625%	25,000,000.00	11/15/2020		2.778	9/21/2017	85,203.73	25,698,441.57	0	1.623	25,451,250.00
T 1.5 5-15-20	912828X96	1.500%	20,000,000.00	5/15/2020		2.335	9/26/2017	38,950.28	19,990,857.26	0	1.520	19,808,600.00
T 2.0 11-30-20	912828A42	2.000%	20,000,000.00	11/30/2020		2.844	9/27/2017	35,164.84	20,198,683.33	0	1.648	20,018,800.00
T .875 5-15-19	912828R44	0.875%	25,000,000.00	5/15/2019		1.366	10/4/2017	28,401.24	24,815,648.92	0	1.420	24,671,000.00
T 3.75 11-15-18	912828JR2	3.750%	25,000									

Description	CUSIP	Coupon	Par Value	Maturity Date	Call Date Avg Life	Mod DTW	Purchase Date	Accrued Interest	Book Value	YTC	Current Yield	Market Value
T 1.25 6-30-19	912828XV7	1.250%	25,000,000.00	6/30/2019		1.491	10/10/2017	863.26	24,914,246.00	0	1.482	24,778,250.00
T 1.125 6-15-18	912828XF2	1.125%	25,000,000.00	6/15/2018		0.454	10/11/2017	13,135.30	24,980,310.61	0	1.299	24,961,000.00
T 3.75 11-15-18	912828JR2	3.750%	25,000,000.00	11/15/2018		0.863	10/12/2017	121,719.61	25,502,029.00	0	1.424	25,420,000.00
T 3.75 11-15-18	912828JR2	3.750%	20,000,000.00	11/15/2018		0.863	10/13/2017	97,375.69	20,398,875.23	0	1.439	20,336,000.00
T 2.625 11-15-20	912828PC8	2.625%	20,000,000.00	11/15/2020		2.778	10/16/2017	68,162.98	20,533,275.97	0	1.669	20,361,000.00
T 2.625 11-15-20	912828PC8	2.625%	20,000,000.00	11/15/2020		2.778	10/17/2017	68,162.98	20,527,004.05	0	1.680	20,361,000.00
T 1.75 6-30-22	912828XW5	1.750%	25,000,000.00	6/30/2022		4.346	10/25/2017	1,208.56	24,682,862.33	0	2.047	24,547,750.00
T 1.625 6-30-20	912828XH8	1.625%	25,000,000.00	6/30/2020		2.460	11/8/2017	1,122.24	24,950,161.92	0	1.707	24,815,500.00
T 2.625 11-15-20	912828PC8	2.625%	25,000,000.00	11/15/2020		2.778	11/14/2017	85,203.73	25,560,833.53	0	1.819	25,451,250.00
T 0.875 5-15-19	912828R44	0.875%	25,000,000.00	5/15/2019		1.366	11/21/2017	28,401.24	24,721,498.84	0	1.700	24,671,000.00
T 2.125 6-30-21	912828WR7	2.125%	25,000,000.00	6/30/2021		3.392	12/8/2017	1,467.55	25,098,806.34	0	2.007	25,048,750.00
T 2.125 6-30-21	912828WR7	2.125%	25,000,000.00	6/30/2021		3.392	12/12/2017	1,467.54	25,069,281.68	0	2.042	25,048,750.00
T 2.125 6-30-21	912828WR7	2.125%	25,000,000.00	6/30/2021		3.392	12/20/2017	1,467.54	25,040,665.34	0	2.076	25,048,750.00
T 2.125 6-30-21	912828WR7	2.125%	25,000,000.00	6/30/2021		3.392	12/20/2017	1,467.54	25,026,142.00	0	2.094	25,048,750.00
T 1.125 6-30-21	912828S27	1.125%	25,000,000.00	6/30/2021		3.441	12/26/2017	776.93	24,176,077.57	0	2.107	24,211,000.00
T 1.25 11-15-18	912828M64	1.250%	25,000,000.00	11/15/2018		0.869	12/27/2017	40,573.21	24,889,086.08	0	1.764	24,885,750.00
T 0.875 5-15-19	912828R44	0.875%	25,000,000.00	5/15/2019		1.366	12/27/2017	28,401.24	24,672,541.55	0	1.845	24,671,000.00
T 3.125 5-15-19	912828KQ2	3.125%	25,000,000.00	5/15/2019		1.349	12/28/2017	101,433.01	25,430,036.97	0	1.849	25,427,750.00
Subtotal Treasury Notes		1.745%	2,015,000,000.00	9/29/2019		1.714		3,219,229.48	2,023,162,341.46		1.419	2,011,570,550.00
Commerical Paper												
TOYCC 1.36 3-1-18	89233HC10	1.360%	50,000,000.00	3/1/2018		0.164	9/20/17	0.00	49,887,817.51	0	1.368	49,881,000.00
TOYCC 1.33 3-1-18	89233HC10	1.330%	50,000,000.00	3/1/2018		0.164	11/2/17	0.00	49,889,802.93	0	1.336	49,881,000.00
GECTSY 1.34 3-1-18	36164KC17	1.340%	50,000,000.00	3/1/2018		0.164	11/7/17	0.00	49,888,974.38	0	1.346	49,881,000.00
GECTSY 1.56 5-15-18	36164KEF4	1.560%	50,000,000.00	5/15/2018		0.370	11/28/17	0.00	49,707,907.07	0	1.571	49,704,500.00
GECTSY 1.66 6-29-18	36164KFV8	1.660%	45,000,000.00	6/29/2018		0.493	12/1/17	0.00	44,626,500.00	0	1.676	44,644,050.00
TOYCC 1.66 6-28-18	89233HFU3	1.660%	35,000,000.00	6/28/2018		0.490	12/4/17	0.00	34,711,113.89	0	1.676	34,724,550.00
TOYCC 1.71 6-29-18	89233HFV1	1.710%	40,000,000.00	6/29/2018		0.493	12/18/17	0.00	39,658,000.00	0	1.726	39,683,600.00
Subtotal Commerical Paper		1.502%	320,000,000.00	4/26/2018		0.319		0.00	318,370,115.78		1.513	318,399,700.00
Mortgage-Backed Securities												
FN15 254684 5.0 3-1-	31371K2R1	5.000%	9,573.20	3/1/2018		0.135	2/19/2003	39.89	9,573.20	0	4.448	9,745.69
FN 254721 5.00 4-1-1	31371K4E8	5.000%	7,154.90	4/21/2018		0.214	4/21/2003	29.81	7,154.90	0	4.366	7,283.81
FN 702860 5.00 04-01	31401AZZ3	5.000%	6,281.00	4/1/2018		0.175	4/21/2003	26.17	6,281.00	0	4.441	6,394.17
FNCI 5.00 05-01-18	31371K5V9	5.000%	20,370.50	5/1/2018		0.252	5/19/2003	84.88	20,370.50	0	4.428	20,737.53
FNCI 5.00 LLB 05-01-	31400SDP1	5.000%	11,448.25	5/1/2018		0.226	5/19/2003	47.70	11,448.25	0	4.484	11,654.52
FG E97045 4.5 06-01-	3128H4ZJ1	4.500%	7,940.47	6/1/2018		0.241	7/17/2003	29.78	7,940.47	0	3.874	8,052.79
FG E01425 4.5 08-01-1	31294KSN6	4.500%	67,196.40	8/1/2018		0.319	8/18/2003	251.99	67,196.40	0	4.315	68,146.74
FN254942 4.00 09-01-	31371LEP0	4.000%	55,350.50	9/1/2018		0.383	9/18/2003	184.50	55,350.50	0	3.920	56,964.57
FGG18008 4.5 09-01-1	3128MMAJ2	4.500%	64,698.90	9/1/2019		0.755	12/21/2004	242.62	64,698.90	0	4.478	65,706.14
FN255077 5.00 01-01-	31371LJW0	5.000%	27,287.61	1/1/2019		1.076	3/17/2005	113.70	27,287.61	0	4.687	27,779.28
FGG18065 5.00 07-01	3128MMCB7	5.000%	96,214.00	7/1/2020		1.076	7/19/2005	400.89	96,214.00	0	4.838	99,075.55
FGB19758 5.00 08-01-	312972ZX3	5.000%	67,417.90	8/1/2020		0.934	8/16/2005	280.91	67,417.90	0	4.893	68,747.80
FGG18073 5.00 09-01-	3128MMCK7	5.000%	106,423.36	9/1/2020		1.161	10/18/2005	443.43	106,423.36	0	4.989	109,681.59
FGG18079 5.50 10-01-	3128MMCR2	5.500%	149,913.10	10/1/2020		1.187	11/17/2005	687.10	149,913.10	0	5.366	154,499.42
FGG11810 5.5 12-01-2	31336WAJ8	5.500%	126,023.71	12/1/2020		1.037	12/15/2005	577.61	126,023.71	0	5.419	129,476.37
FGG11807 5.5 10-01-2	31336WAF6	5.500%	167,861.64	10/1/2020		1.108	12/15/2005	769.37	167,861.64	0	5.388	172,881.23
FGG18101 5.5 02-01-2	3128MMD7	5.500%	101,543.15	2/1/2021		1.319	2/16/2006	465.41	101,543.15	0	5.369	105,247.31
FGG18096 5.5 1-1-21	3128MMDA8	5.500%	107,836.86	1/1/2021		1.281	2/16/2006	494.25	107,836.86	0	5.373	111,451.01
FN865183 5.5 02-01-2	31409AFY0	5.500%	184,140.65	2/1/2021		1.248	3/16/2006	843.98	184,140.65	0	5.403	189,055.23
FGG18106 5.5 03-01-2	3128MMDL4	5.500%	138,688.72	3/1/2021		1.316	3/16/2006	635.66	138,632.50	0	5.470	143,605.56
FNCI 5.5 04-01-21	31407HVV5	5.500%	185,535.44	4/1/2021		1.452	4/18/2006	850.37	185,511.01	0	5.475	191,346.82
FGG18115 6.0 05-01-2	3128MMDV2	6.000%	147,446.88	5/1/2021		1.355	5/16/2006	737.23	147,446.88	0	5.811	153,801.41
FGG18124 6.0 6-1-21	3128MMD67	6.000%	116,189.28	6/1/2021		1.389	6/19/2006	580.95	116,189.28	0	5.845	121,388.79
FGG18124 6.0 6-1-21	3128MMD67	6.000%	155,663.21	6/1/2021		1.389	7/18/2006	778.32	155,663.21	0	5.845	162,629.23
FGCI03360 5.50 09-01	3128PEVV6	5.500%	66,601.28	9/1/2021		1.446	9/18/2006	305.26	66,594.12	0	5.556	68,782.23
FGG12369 5.5 10-01-2	3128M1QW2	5.500%	159,015.46	10/1/2021		1.382	10/17/2006	728.82	158,946.25	0	5.472	165,183.14
FNCI 5.5 11-01-21	31410VVE7	5.500%	106,861.92	11/1/2021		1.642	11/16/2006	489.78	106,734.11	0	5.487	110,767.42
FGG18157 5.5 12-01-2	3128MME74	5.500%	169,407.68	12/1/2021		1.562	1/17/2007	776.45	169,333.29	0	5.472	177,030.31
FGG18169 5.5 02-01-2	3128MMFK4	5.500%	173,888.80	2/1/2022		1.620	2/15/2007	796.99	173,847.39	0	5.559	181,838.04
FGG12514 5.5 02-01-2	3128MBAP2	5.500%	187,177.81	2/1/2022		1.526	3/19/2007	857.90	187,177.81	0	5.462	195,362.48
FN938603 5.5 05-01-2	31412YGL0	5.500%	103,114.72	5/1/2022		1.788	5/17/2007	472.61	103,114.72	0	5.434	107,649.19
FGJ05074 5.5 06-01-2	3128PGT78	5.500%	55,467.92	6/1/2022		1.884	6/18/2007	254.23	55,467.92	0	5.462	56,443.17
FGG12692 5.5 06-1-22	3128MBF93	5.500%	240,613.66	6/1/2022		1.577	6/18/2007	1,102.81	240,613.66	0	5.457	251,439.45
FGJ05038 5.5 07-01-2	3128PGS38	5.500%	227,452.32	7/1/2022		1.779	6/18/2007	1,042.49	227,450.61	0	5.561	234,598.03
FGG12718 5.5 07-01-2	3128MBG35	5.500%	196,872.23	7/1/2022		1.734	7/17/2007	902.33	196,627.62	0	5.632	206,628.48
FGJ05317 5.5 08-01-2	3128PG4A8	5.500%	293,959.50	8/1/2022		1.821	9/18/2007	1,347.31	293,737.85	0	5.569	308,998.92
FGJ05440 6.0 08-01-2	3128PHBH3	6.000%	27,854.57	8/1/2022		1.943	9/18/2007	139.27	27,854.57	0	5.872	28,426.87
FGJ05665 5.5 10-01-2	3128PHJ1	5.500%	102,259.04	10/1/2022		1.591	10/16/2007	468.69	102,097.01	0	5.534	105,470.67
FGG112956 5.0 01-01-	3128MBQH3	5.000%	197,755.20	1/1/2023		1.680	12/17/2007	823.98	197,636.59	0	4.982	201,895.86

Description	CUSIP	Coupon	Par Value	Maturity Date	Call Date Avg Life	Mod DTW	Purchase Date	Accrued Interest	Book Value	YTC	Current Yield	Market Value
FGCI 4.5 02-01-23	3128PJYV3	4.500%	74,951.44	2/1/2023		1.790	2/19/2008	281.07	74,918.93	0	4.481	76,177.22
FGG18239 5.0 03-01-2	3128MMHR7	5.000%	261,961.10	3/1/2023		1.986	3/18/2008	1,091.50	261,961.10	0	4.949	274,980.36
FGJ07494 4.5 04-01-2	3128PKKF0	4.500%	300,981.04	4/1/2023		2.136	4/17/2008	1,128.68	300,928.62	0	4.610	307,202.76
FGG13072 5.0 04-01-2	3128MBT56	5.000%	208,612.86	4/1/2023		1.927	3/18/2008	869.22	208,200.29	0	5.077	218,968.21
FNCI 5.0 5-1-23	31412MRU4	5.000%	334,443.92	5/1/2023		1.932	5/19/2008	1,393.52	334,015.80	0	5.021	351,031.32
FGG18259 5.5 06-01-2	3128MMJD6	5.500%	375,568.88	6/1/2023		2.084	6/17/2008	1,721.36	375,693.16	0	5.347	397,451.16
FGG18259 5.5 06-01-2	3128MMJD6	5.500%	377,647.56	6/1/2023		2.104	7/17/2008	1,730.88	377,353.60	0	5.518	399,651.01
FGJ08476 5.5 08-01-2	3128PLM22	5.500%	451,945.60	8/1/2023		2.229	8/18/2008	2,071.42	451,216.87	0	5.564	475,593.35
FGG13247 5.0 07-01-2	3128MBZL4	5.000%	229,334.75	7/1/2023		2.084	9/16/2008	955.56	229,835.05	0	4.842	240,845.78
FGCI 6.0 9-1-22	3128MB4G9	5.500%	313,198.14	9/1/2022		1.598	11/18/2008	1,435.49	313,711.17	0	5.352	327,112.51
FGCI 4.5 04-01-23	3128PKRH9	4.500%	149,103.84	4/1/2023		2.566	12/16/2008	559.14	150,151.02	0	4.254	156,278.52
FGG18300 4.0 1-1-24	3128MMKN2	4.000%	363,624.80	1/1/2024		2.291	1/20/2009	1,212.08	364,860.89	0	3.691	375,760.06
FGJ09194 4.0 1-1-24	3128PMGB0	4.000%	322,457.44	1/1/2024		2.191	2/20/2009	1,074.86	323,104.81	0	3.800	334,047.13
FGCI 4.0 03-01-24	3128MMKQ5	4.000%	390,658.56	3/1/2024		2.297	3/17/2009	1,302.20	390,971.55	0	3.826	403,784.60
FGCI 4.0 05-01-24	3128PMUV0	4.000%	622,188.00	5/1/2024		2.394	4/16/2009	2,073.96	622,570.22	0	3.744	645,069.14
FGCI 4.0 05-01-24	3128MMKW2	4.000%	408,473.12	5/1/2024		2.367	5/18/2009	1,361.58	408,912.84	0	3.790	423,808.98
FGCI 4.0 06-01-24	3128MMK28	4.000%	558,425.76	6/1/2024		2.374	6/16/2009	1,861.42	558,075.91	0	4.051	579,433.35
FGJ10251 4.0 7-1-24	3128PPH48	4.000%	156,455.43	7/1/2024		1.972	7/16/2009	521.52	156,488.17	0	3.842	161,033.68
FGJ12604 4.0 07-01-2	3128PR3M9	4.000%	727,171.97	7/1/2025		2.679	12/20/2010	2,423.91	728,868.29	0	3.619	755,644.70
FGG14777 4.0 8-1-25	3128MDQ63	4.000%	835,774.70	8/1/2025		1.083	6/18/2013	2,785.92	850,217.94	0	3.025	860,231.35
Subtotal Mortgage-Backed Securities		4.837%	11,899,480.65	10/1/2019		1.837		47,960.73	11,917,408.73		4.675	12,359,972.01
Agency Notes												
FNMA .875 5-21-18	3135G0WJ8	0.875%	25,000,000.00	5/21/2018		0.386	6/24/2013	24,305.56	24,914,491.21	0	1.804	24,934,500.00
FNMA .875 5-21-18	3135G0WJ8	0.875%	25,000,000.00	5/21/2018		0.386	1/26/2016	24,305.56	24,988,077.50	0	1.000	24,934,500.00
FNMA 1.75 11-26-19	3135G0ZY2	1.750%	25,000,000.00	11/26/2019		1.877	3/16/2016	42,534.72	25,162,037.98	0	1.399	24,915,500.00
FNMA 1.75 11-26-19	3135G0ZY2	1.750%	25,000,000.00	11/26/2019		1.877	3/23/2016	42,534.72	25,219,289.85	0	1.276	24,915,500.00
FHLMC 1.25 10-2-19	3137EADM8	1.250%	25,000,000.00	10/2/2019		1.734	5/25/2016	77,256.94	25,003,395.94	0	1.242	24,702,250.00
FNMA 1.75 6-20-19	3135G0ZE6	1.750%	25,000,000.00	6/20/2019		1.457	5/26/2016	13,368.06	25,227,321.44	0	1.118	24,958,500.00
FHLB 1.625 6-14-19	313379EE5	1.625%	25,000,000.00	6/14/2019		1.441	5/31/2016	19,184.03	25,166,312.72	0	1.157	24,900,500.00
FHLMC 1.25 10-2-19	3137EADM8	1.250%	25,000,000.00	10/2/2019		1.734	6/9/2016	77,256.94	25,087,008.31	0	1.047	24,702,250.00
FNMA 1.75 11-26-19	3135G0ZY2	1.750%	25,000,000.00	11/26/2019		1.877	6/15/2016	42,534.72	25,348,010.60	0	1.004	24,915,500.00
FNMA 1.75 11-26-19	3135G0ZY2	1.750%	25,000,000.00	11/26/2019		1.877	6/20/2016	42,534.72	25,340,843.87	0	1.019	24,915,500.00
FHLB 1.625 6-14-19	313379EE5	1.625%	25,000,000.00	6/14/2019		1.441	6/22/2016	19,184.03	25,228,309.56	0	0.985	24,900,500.00
FNMA 1.5 6-22-20	3135G0D75	1.500%	25,000,000.00	6/22/2020		2.438	8/17/2016	9,375.00	25,263,157.27	0	1.065	24,703,500.00
FHLMC 1.25 8-22-19 1	3134G95D5	1.250%	25,000,000.00	8/22/2019	8/22/2019	1.623	8/22/2016	111,979.17	25,000,000.00	1.25	1.148	24,731,000.00
FHLMC 1.25 8-23-19 1	3134G95G8	1.250%	25,000,000.00	8/23/2019	8/23/2019	1.626	8/23/2016	111,111.11	25,000,000.00	1.25	1.148	24,730,500.00
FNMA 1.5 6-22-20	3135G0D75	1.500%	25,000,000.00	6/22/2020		2.438	8/30/2016	9,375.00	25,228,760.06	0	1.121	24,703,500.00
14Th Libor Flt Rte 2	46513CN69	1.738%	5,000,000.00	9/1/2018		0.664	9/1/2016	7,378.42	5,000,000.00	0	1.738	5,000,000.00
FHLB 1.0 9-26-19	3130A9EP2	1.000%	20,000,000.00	9/26/2019		1.721	9/14/2016	52,777.79	19,967,698.65	0	1.095	19,693,600.00
FHLB 1.1 2-20-20	3130A9DX6	1.100%	20,000,000.00	2/20/2020		2.109	9/26/2016	80,055.56	20,018,990.52	0	1.055	19,631,000.00
FHLMC 1.44 9-27-19 1	3134GAKV5	1.440%	25,000,000.00	9/27/2019	9/27/2019	1.718	9/27/2016	94,000.00	25,000,000.00	1.44	1.301	24,786,750.00
FHLB 1.375 9-13-19	313380FB8	1.375%	20,000,000.00	9/13/2019		1.680	9/27/2016	82,500.00	20,132,817.01	0	0.978	19,814,600.00
FHLB 1.0 9-26-19	3130A9EP2	1.000%	20,000,000.00	9/26/2019		1.721	9/28/2016	52,777.78	20,010,174.17	0	0.970	19,693,600.00
FHLB 1.375 9-13-19	313380FB8	1.375%	20,000,000.00	9/13/2019		1.680	9/29/2016	82,500.00	20,125,466.14	0	1.000	19,814,600.00
FHLB 1.375 9-11-20	313380WG8	1.375%	20,000,000.00	9/11/2020		2.644	10/13/2016	84,027.78	20,059,692.80	0	1.261	19,611,200.00
FHLMC 1.375 5-1-20	3137EADR7	1.375%	20,000,000.00	5/1/2020		2.300	10/24/2016	45,833.33	20,109,931.22	0	1.134	19,701,000.00
FHLB 4.125 3-13-20	3133XXP50	4.125%	12,000,000.00	3/13/2020		2.105	10/25/2016	148,500.00	12,764,560.00	0	1.163	12,553,440.00
FNMA 1.5 6-22-20	3135G0D75	1.500%	10,000,000.00	6/22/2020		2.438	10/25/2016	3,750.00	10,085,663.48	0	1.146	9,881,400.00
FHLB 2.375 12-13-19	3130A0JR2	2.375%	25,000,000.00	12/13/2019		1.915	2/8/2017	29,687.50	25,443,113.69	0	1.445	25,202,000.00
FHLB 2.375 12-13-19	3130A0JR2	2.375%	25,000,000.00	12/13/2019		1.915	2/8/2017	29,687.50	25,441,741.80	0	1.448	25,202,000.00
FHLB 2.4 8-13-20 1xc	3130AAQT8	2.400%	25,000,000.00	8/13/2020	6/13/2018	0.441	2/13/2017	230,000.00	25,113,993.04	1.377	2.000	24,996,500.00
FHLB 2.375 8-13-20 1	3130AAQP6	2.375%	25,000,000.00	8/13/2020	6/13/2018	0.442	2/13/2017	227,604.17	25,114,416.80	1.348	1.974	25,059,750.00
FFCB 1.75 2-16-21	3133EG7F6	1.750%	25,000,000.00	2/16/2021		3.035	2/16/2017	164,062.50	24,996,990.62	0	1.754	24,727,750.00
FHLMC 2.375 5-22-20	3134GA3D4	2.375%	25,000,000.00	5/22/2020	5/22/2018	0.389	2/22/2017	64,322.92	25,107,125.56	1.268	1.938	25,081,000.00
FHLMC 2.44 8-24-20 1	3134GA5S9	2.440%	25,000,000.00	8/24/2020	5/24/2018	0.386	2/24/2017	215,194.44	25,106,747.13	1.351	2.040	24,816,750.00
Subtotal Agency Notes		1.654%	742,000,000.00	8/17/2019		1.885		2,361,499.97	746,776,138.94		1.307	737,830,440.00
Municipal Bonds												
RALGEN 1.2 3-1-18	751100HW1	1.200%	1,000,000.00	3/1/2018		0.164	5/16/2013	4,000.00	1,000,000.00	0	1.200	999,050.00
MNFSCD 4.0 2-15-18	564386HV5	4.000%	1,000,000.00	2/15/2018		0.126	5/30/2013	15,111.11	1,003,423.84	0	1.151	1,002,930.00
CYTWTR 1.5 5-1-18	184126YT1	1.500%	10,000,000.00	5/1/2018		0.331	6/27/2013	25,000.00	10,000,000.00	0	1.500	9,987,900.00
POR 1.618 2-1-18	73723RSJ3	1.618%	1,320,000.00	2/1/2018		0.088	6/27/2013	8,899.00	1,319,697.72	0	1.900	1,319,907.60
MLW 2.18 2-1-18	602366SC1	2.180%	8,000,000.00	2/1/2018		0.088	7/18/2013	72,666.67	8,000,838.69	0	2.050	8,004,240.00
RISGEN 4.39 4-1-18	76222RJB9	4.390%	1,000,000.00	4/1/2018		0.249	8/26/2013	10,975.00	1,004,804.43	0	3.360	1,006,860.00
OKSWTR 2.195 4-1-18	67919PKV4	2.195%	2,360,000.00	4/1/2018		0.249	9/19/2013	12,950.50	2,360,365.11	0	2.130	2,363,681.60
ENEPWR 2.147 7-1-18	29270CYL3	2.147%	2,565,000.00	7/1/2018		0.497	10/2/2013	27,535.27	2,565,809.23	0	2.080	2,569,180.95
TNS 1.15 5-1-18	880541TX5	1.150%	1,500,000.00	5/1/2018		0.331	10/18/2013	2,875.00	1,495,942.61	0	2.000	1,497,315.00
PAL 5.898 6-1-19 sin	696497TR7	5.898%	685,000.00	6/1/2019		0.898	4/29/2014	3,366.78	716,093.23	0	2.471	700,782.40
TXS 3.203 4-1-19	882722VF5	3.203%	3,000,000.00	4/1/2019		1.227	10/28/2014	24,022.50	3,048,874.54	0	1.840	3,047,940.00

Description	CUSIP	Coupon	Par Value	Maturity Date	Call Date Avg Life	Mod DTW	Purchase Date	Accrued Interest	Book Value	YTC	Current Yield	Market Value
LXUTL 5.0 9-1-19	528902JY6	5.000%	1,005,000.00	9/1/2019		1.597	11/18/2014	16,749.99	1,049,307.30	0	2.201	1,049,008.95
TUCWTR 1.48 7-1-18	8987968N0	1.480%	1,160,000.00	7/1/2018		0.499	11/19/2014	8,584.00	1,159,041.80	0	1.650	1,159,002.40
LVNSCD 2.165 11-1-18	518021VD9	2.165%	2,190,000.00	11/1/2018		0.828	11/21/2014	7,902.25	2,196,408.24	0	1.800	2,187,875.70
PATSCD 1.765 8-1-18	697379UB9	1.765%	2,750,000.00	8/1/2018		0.579	1/20/2015	20,223.96	2,757,275.06	0	1.300	2,751,485.00
COO 2.28 11-15-19	213185JL6	2.280%	1,850,000.00	11/15/2019		1.839	1/23/2015	5,389.67	1,859,850.19	0	1.980	1,844,579.50
CTS 1.422 3-15-18	20772JZJ4	1.422%	1,000,000.00	3/15/2018		0.203	3/25/2015	4,187.00	1,000,000.00	0	1.422	998,840.00
CTS 2.294 3-15-20	20772JZL9	2.294%	1,085,000.00	3/15/2020		2.150	4/21/2015	7,328.69	1,095,390.07	0	1.838	1,083,329.10
WIL 1.588 2-15-19	969887S33	1.588%	2,500,000.00	2/15/2019		1.110	4/23/2015	14,997.78	2,500,000.00	0	1.588	2,491,650.00
COOHGR 2.125 12-1-19	216129DS2	2.125%	1,000,000.00	12/1/2019		1.885	4/27/2015	1,770.83	1,005,953.43	0	1.800	995,930.00
TUCWTR 1.48 7-1-18	8987968N0	1.480%	2,350,000.00	7/1/2018		0.499	4/30/2015	17,390.00	2,352,598.09	0	1.254	2,347,979.00
SBDHGR 2.136 8-1-18	796720JH4	2.136%	1,525,000.00	8/1/2018		0.578	7/1/2015	13,572.50	1,530,075.74	0	1.550	1,526,784.25
METGEN 1.3 9-1-18	591852UX4	1.300%	5,000,000.00	9/1/2018		0.663	7/10/2015	21,666.67	5,001,625.03	0	1.250	4,983,550.00
CTS 1.696 10-15-18	20772JKL5	1.696%	1,000,000.00	10/15/2018		0.785	7/16/2015	3,580.44	1,000,731.83	0	1.600	996,680.00
CINWTR 1.955 12-1-19	172311JZ6	1.955%	4,380,000.00	12/1/2019		1.888	8/12/2015	7,135.75	4,391,621.78	0	1.811	4,372,729.20
CINWTR 1.497 12-1-18	172311JY9	1.497%	5,600,000.00	12/1/2018		0.913	8/12/2015	6,986.00	5,601,833.36	0	1.460	5,579,560.00
CTS 2.25 8-1-19	20772JL42	2.250%	1,000,000.00	8/1/2019		1.550	8/19/2015	9,375.00	1,003,175.34	0	2.040	995,090.00
PTMTRN 2.12 9-1-19	73474TAE0	2.120%	6,690,000.00	9/1/2019		1.635	8/26/2015	47,276.00	6,713,505.13	0	1.900	6,690,334.50
LEXSCD 4.9 2-1-18	529063NG0	4.900%	2,230,000.00	2/1/2018		0.088	9/4/2015	45,529.17	2,237,061.64	0	1.120	2,236,043.30
CHAPWR 2.3 9-1-20	162393EY4	2.300%	1,000,000.00	9/1/2020		2.583	10/20/2015	7,666.66	1,010,911.79	0	1.870	1,001,610.00
TXS 1.091 10-1-18	882723A25	1.091%	5,000,000.00	10/1/2018		0.747	10/29/2015	13,637.50	5,000,000.00	0	1.091	4,970,300.00
AZSWTR 1.837 10-1-18	040688MF7	1.837%	1,865,000.00	10/1/2018		0.745	1/25/2016	8,565.01	1,873,743.23	0	1.200	1,865,522.20
ACASCD 1.427 8-1-18	004284A88	1.427%	4,000,000.00	8/1/2018		0.580	2/2/2016	23,783.33	4,005,893.61	0	1.170	3,992,600.00
MIS 2.6 5-15-19	5946107V3	2.600%	1,000,000.00	5/15/2019		1.353	2/5/2016	3,322.22	1,016,309.84	0	1.380	1,008,240.00
NYC 2.15 6-1-20	64966LN56	2.150%	1,425,000.00	6/1/2020		2.364	3/1/2016	2,553.14	1,441,864.97	0	1.640	1,426,539.00
RIVHGR 2.345 8-1-19	76886PFA6	2.345%	1,125,000.00	8/1/2019		1.549	3/7/2016	10,992.19	1,139,594.76	0	1.500	1,128,735.00
MIS 2.125 5-15-18	5946107U5	2.125%	2,600,000.00	5/15/2018		0.370	3/11/2016	7,059.72	2,609,477.67	0	1.130	2,604,810.00
RIC 1.81 7-15-18	76541VKD8	1.810%	3,000,000.00	7/15/2018		0.534	3/22/2016	25,038.33	3,010,483.13	0	1.150	3,001,650.00
ENEPWR 1.375 7-1-18	29270CL86	1.375%	1,575,000.00	7/1/2018		0.499	3/28/2016	10,828.12	1,576,351.76	0	1.200	1,571,692.50
MIS 6.85 11-1-19 sin	5946103R6	6.850%	1,000,000.00	11/1/2019		1.290	3/29/2016	11,416.67	1,081,616.42	0	2.189	1,063,040.00
RSMSCD 5.0 2-1-18	777594XB3	5.000%	4,170,000.00	2/1/2018		0.088	6/17/2016	86,875.00	4,184,672.24	0	0.820	4,181,092.20
WAS 3.95 2-1-20	93974CXE5	3.950%	1,000,000.00	2/1/2020		1.992	6/24/2016	16,458.33	1,052,658.74	0	1.350	1,038,110.00
CLN 4.0 2-15-18	194740EA0	4.000%	2,160,000.00	2/15/2018		0.126	6/29/2016	32,640.00	2,168,521.44	0	0.780	2,166,177.60
ENEPWR 2.653 7-1-20	29270CYN9	2.653%	1,500,000.00	7/1/2020		2.408	7/1/2016	19,897.50	1,545,508.12	0	1.400	1,512,735.00
DALUTL 0.985 10-1-18	23542JBD6	0.985%	10,000,000.00	10/1/2018		0.748	7/7/2016	24,625.00	10,000,000.00	0	0.985	9,937,200.00
ARLSCD 1.393 2-15-20	0418262C1	1.393%	3,000,000.00	2/15/2020		2.088	7/26/2016	15,787.33	3,000,000.00	0	1.393	2,944,110.00
ARLSCD 1.152 2-15-19	0418262B3	1.152%	1,000,000.00	2/15/2019		1.114	7/26/2016	4,352.00	1,000,000.00	0	1.152	990,770.00
CAS 6.2 3-1-19	13063BFU1	6.200%	4,340,000.00	3/1/2019		1.124	8/19/2016	89,693.33	4,591,130.86	0	1.150	4,550,142.80
STNPWR 2.178 7-1-19	84247PHU8	2.178%	1,400,000.00	7/1/2019		1.471	9/2/2016	15,246.00	1,419,089.14	0	1.250	1,400,350.00
CTS 2.534 4-15-20	20772JEK4	2.534%	1,650,000.00	4/15/2020		2.228	9/20/2016	8,826.77	1,691,631.81	0	1.400	1,655,857.50
MIS 4.3 4-15-20	5946106Y8	4.300%	1,500,000.00	4/15/2020		2.190	10/3/2016	13,616.67	1,598,508.67	0	1.350	1,575,465.00
ENEPWR 1.793 7-1-18	29270CZA6	1.793%	1,200,000.00	7/1/2018		0.498	10/19/2016	10,758.00	1,204,406.23	0	1.050	1,199,928.00
CTS 2.534 4-15-20	20772JEK4	2.534%	1,000,000.00	4/15/2020		2.228	10/24/2016	5,349.56	1,024,092.65	0	1.450	1,003,550.00
VVYHGR 1.676 8-1-20	92603PEQ1	1.676%	1,445,000.00	8/1/2020		2.522	10/31/2016	10,090.92	1,449,536.56	0	1.550	1,425,087.90
ANAHSG 1.565 10-1-20	032556CA8	1.565%	2,565,000.00	10/1/2020		2.692	11/1/2016	10,035.56	2,555,813.70	0	1.700	2,498,746.05
CAS 6.2 10-1-19	13063A7G3	6.200%	1,000,000.00	10/1/2019		1.666	11/3/2016	15,500.00	1,082,101.26	0	1.397	1,071,750.00
NYC 2.15 6-1-20	64966LN56	2.150%	1,000,000.00	6/1/2020		2.365	11/14/2016	1,791.67	1,014,289.27	0	1.540	1,001,080.00
PTMTRN 2.737 9-1-21	73474TAG5	2.737%	1,400,000.00	9/1/2021		3.485	11/22/2016	12,772.67	1,428,469.82	0	2.150	1,417,542.00
ENEPWR 2.653 7-1-20	29270CYN9	2.653%	1,190,000.00	7/1/2020		2.407	12/6/2016	15,785.35	1,207,205.79	0	2.050	1,200,103.10
NYC 2.0 8-1-18	64966K2M4	2.000%	1,000,000.00	8/1/2018		0.578	12/6/2016	8,333.33	1,003,160.66	0	1.450	1,001,200.00
DALUTL 0.985 10-1-18	23542JBD6	0.985%	1,130,000.00	10/1/2018		0.748	12/13/2016	2,782.63	1,127,779.73	0	1.250	1,122,903.60
NYC 2.0 12-1-19	64966MGF0	2.000%	2,500,000.00	12/1/2019		1.887	12/20/2016	4,166.67	2,512,554.91	0	1.730	2,496,550.00
LAS 1.26 8-1-18	546415Z37	1.260%	2,000,000.00	8/1/2018		0.580	12/20/2016	10,500.00	1,997,233.86	0	1.500	1,992,560.00
LOS 1.21 9-1-18	544351KM0	1.210%	5,435,000.00	9/1/2018		0.664	12/21/2016	21,921.17	5,431,488.15	0	1.308	5,411,792.55
CHE 2.129 5-15-20	165573C38	2.129%	1,500,000.00	5/15/2020		2.320	2/3/2017	4,080.58	1,511,335.21	0	1.800	1,500,645.00
DALUTL 2.21 10-1-20	2354167C2	2.210%	2,400,000.00	10/1/2020		2.670	2/7/2017	13,260.00	2,413,305.25	0	2.000	2,404,104.00
OKSWTR 2.444 4-1-20	67919PLJ0	2.444%	1,140,000.00	4/1/2020		2.191	2/7/2017	6,965.40	1,156,276.11	0	1.790	1,148,800.80
AUSPWR 1.704 11-15-1	052414PW3	1.704%	1,035,000.00	11/15/2018		0.868	2/22/2017	2,253.54	1,036,815.48	0	1.500	1,033,633.80
TNS 2.676 8-1-18	880541QN0	2.676%	3,000,000.00	8/1/2018		0.577	2/27/2017	33,450.00	3,026,243.46	0	1.171	3,014,520.00
ORS 4.261 8-1-18	68608KZR2	4.261%	4,960,000.00	8/1/2018		0.573	3/27/2017	88,060.67	5,045,895.79	0	1.261	5,030,382.40
MIS 2.125 5-15-18	5946107U5	2.125%	2,375,000.00	5/15/2018		0.370	3/28/2017	6,448.78	2,382,847.69	0	1.230	2,379,393.75
ENEPWR 2.117 7-1-20	29270CL52	2.117%	1,000,000.00	7/1/2020		2.426	3/31/2017	10,585.00	1,004,015.85	0	1.950	995,570.00
ORL 2.1 12-1-21	686356PNO	2.100%	6,325,000.00	12/1/2021		3.774	4/6/2017	11,068.75	6,280,459.35	0	2.290	6,215,767.25
SMCHGR 1.382 8-1-18	802385PU2	1.382%	1,000,000.00	8/1/2018		0.580	4/13/2017	9,904.33	1,000,000.00	0	1.382	997,150.00
SMCHGR 1.632 8-1-19	802385PV0	1.632%	1,000,000.00	8/1/2019		1.559	4/13/2017	11,696.00	1,000,000.00	0	1.632	992,170.00
NYSENV 2.138 6-15-21	64986DED3	2.138%	10,000,000.00	6/15/2021		3.346	4/13/2017	9,502.22	10,000,000.00	0	2.138	9,926,000.00
TXS 2.762 8-1-20	882723FM6	2.762%	1,350,000.00	8/1/2020		2.485	4/18/2017	15,536.26	1,383,133.44	0	1.780	1,371,316.50
MSS 1.464 12-1-18	605581HE0	1.464%	1,000,000.00	12/1/2018		0.913	4/18/2017	1,220.00	1,000,845.44	0	1.368	996,140.00
ALD 2.0 4-26-18	018213KC1	2.000%	9,365,000.00	4/26/2018		0.318	4/26/2017	127,468.06	9,385,797.83	0	1.300	9,372,679.30
UNNGEN 3.65 10-15-18	906351AG6	3.650%	1,015,000.00	10/15/2018		0.780	4/28/2017	7,821.14	1,033,220.60	0	1.350	1,028,611.15
DNNSCD 2.25 8-15-19	249002AR7	2.250%	1,000,000.00	8/15/2019		1.589	6/9/2017	8,500.00	1,011,288.41	0	1.540	1,004,540.00

Description	CUSIP	Coupon	Par Value	Maturity Date	Call Date Avg Life	Mod DTW	Purchase Date	Accrued Interest	Book Value	YTC	Current Yield	Market Value
LNN 1.7 6-1-20	535783JH8	1.700%	1,660,000.00	6/1/2020		2.377	6/22/2017	14,815.50	1,660,000.00	0	1.700	1,640,461.80
LNN 1.45 6-1-19	535783JG0	1.450%	1,210,000.00	6/1/2019		1.407	6/22/2017	9,211.13	1,210,000.00	0	1.450	1,200,259.50
WIN 1.5 6-1-19	975673DS0	1.500%	1,970,000.00	6/1/2019		1.407	7/12/2017	2,462.50	1,968,446.03	0	1.557	1,956,052.40
ORL 2.0 12-1-21	686356NY8	2.000%	2,020,000.00	12/1/2021		3.780	7/12/2017	3,366.67	2,001,239.95	0	2.250	1,971,762.40
NYSENV 1.658 6-15-19	64986DEB7	1.658%	1,000,000.00	6/15/2019		1.443	7/25/2017	736.89	1,002,219.71	0	1.502	995,190.00
FRE 1.54 8-1-19	355694Y95	1.540%	2,500,000.00	8/1/2019		1.561	8/7/2017	16,041.67	2,501,537.01	0	1.500	2,471,500.00
UTS 3.289 7-1-20 BAB	917542QT2	3.289%	1,120,000.00	7/1/2020		2.387	8/9/2017	18,418.40	1,163,225.02	0	1.700	1,149,691.20
HIL 2.0 3-1-19	432841SA3	2.000%	1,050,000.00	3/1/2019		1.152	9/28/2017	5,425.00	1,055,436.55	0	1.551	1,050,000.00
TUCWTR 1.809 7-1-19	8987968P5	1.809%	1,000,000.00	7/1/2019		1.476	9/28/2017	9,045.00	1,002,033.91	0	1.671	995,730.00
TXS 3.5 10-1-20	882724DS3	3.500%	1,000,000.00	10/1/2020		2.628	10/3/2017	8,555.56	1,047,177.93	0	1.732	1,035,090.00
NYSFAC 2.119 1-15-21	64985HYV3	2.119%	1,250,000.00	1/15/2021		2.931	11/9/2017	3,825.97	1,250,000.00	0	2.119	1,239,575.00
NYC 3.15 8-1-22	64966K2R3	3.150%	1,000,000.00	8/1/2022		4.255	12/8/2017	13,125.00	1,027,940.53	0	2.500	1,020,850.00
BER 2.5 12-13-18	083763RR5	2.500%	2,920,000.00	12/13/2018		0.944	12/13/2017	3,650.00	2,937,698.12	0	1.850	2,934,833.60
Subtotal Municipal Bonds		2.232%	224,085,000.00	4/10/2019		1.261		1,526,215.90	225,525,838.89		1.555	224,292,200.30
Money Market Mutual Funds												
CHASE MONEY MARKET F		0.010%	0.00	1/1/2018		0.000	2/1/2008	0.00	0.00	0	0.010	0.00
TexStar960 Cash Rese		1.296%	421,370,259.66	1/1/2018		0.003	7/1/2011	29,912.16	421,370,259.66	0	1.296	421,370,259.66
Subtotal Money Market Mutual Funds		1.296%	421,370,259.66	1/1/2018		0.003		29,912.16	421,370,259.66		1.296	421,370,259.66
TOTAL FUND 9900		1.695%	3,734,354,740.31	6/12/2019		1.410		7,184,818.24	3,747,122,103.46		1.409	3,725,823,121.97

**INVESTMENT BY SECTOR AND MATURITY - TAX EXEMPT FUND 9901
AS OF DECEMBER 31, 2017**

Description	Coupon	Par Value	Maturity Date	Call Date	Mod DTW	Purchase Date	Accrued Interest	Book Value	YTC	Current Yield	Market Value
Municipal Bonds											
HORSCD 5.0 3-1-19	440673A76	5.000%	1,000,000.00	3/1/2019	1.132	4/4/2016	16,666.67	1,046,829.60	0	0.920	1,039,880.00
DAN 3.0 6-1-19	2360917D0	3.000%	1,500,000.00	6/1/2019	1.395	9/28/2016	3,750.00	1,544,004.16	0	0.901	1,531,080.00
RCNSCD 5.00 2-15-20	763261U28	5.000%	2,000,000.00	2/15/2020	2.003	10/25/2017	58,611.11	2,161,221.17	0	1.139	2,138,340.00
SCS 5.0 8-1-19	83710RLU9	5.000%	2,000,000.00	8/1/2019	1.514	11/21/2017	41,666.67	2,115,678.99	0	1.300	2,106,140.00
Subtotal Municipal Bonds		4.539%	6,500,000.00	8/26/2019	1.582		120,694.45	6,867,733.92		1.102	6,815,440.00
TOTAL FUND 9901		4.539%	6,500,000.00	8/26/2019	1.58		120,694.45	6,867,733.92		1.10	6,815,440.00

**INVESTMENT BY SECTOR AND MATURITY - HOUSING DEPARTMENT SECTION 108 FUND 9902
AS OF DECEMBER 31, 2017**

Description	Coupon	Par Value	Maturity Date	Call Date	Mod DTW	Purchase Date	Accrued Interest	Book Value	YTC	Current Yield	Market Value
Treasury Bills											
B 1.115 1-4-18	912796LC1	1.115%	3,600,000.00	1/4/2018	0.011	7/7/2017	0.00	3,599,663.36	0	1.121	3,599,870.40
B 1.095 2-15-18	912796NS4	1.095%	3,500,000.00	2/15/2018	0.126	8/17/2017	0.00	3,495,180.69	0	1.101	3,494,939.89
Subtotal Treasury Bills		1.105%	7,100,000.00	1/24/2018	0.068		0.00	7,094,844.05		1.111	7,094,810.29
TOTAL FUND 9902		1.105%	7,100,000.00	1/24/2018	0.068		0.00	7,094,844.05		1.111	7,094,810.29
GRAND TOTALS		1.699%	3,747,954,740.31	5/20/2019	1.351		7,305,512.69	3,761,084,681.43		1.408	3,739,733,372.26