



# **QUARTERLY INVESTMENT REPORT**

**September 30, 2020**

**City of Houston, Texas  
Office of the City Controller**

**Chris Brown  
City Controller**

**Charisse Mosely  
Deputy City Controller**

**Han Au  
Investment Manager**



OFFICE OF THE CITY CONTROLLER  
CITY OF HOUSTON  
TEXAS

October 29, 2020

To Mayor Turner, City Council Members and  
The Citizens of Houston:

I am pleased to submit to you the City of Houston's Quarterly Investment Report for the quarter ended September 30, 2020. This report presents the composition of investment pools the City Controller's Office manages.

The Report is organized as follows: Investment Portfolio Summary and Composition of all pools; an analysis of the General and Tax-Exempt pools; security listings by maturity for the quarters ended September 30, 2020 and June 30, 2020.

I hope you find this data useful and informative.

Respectfully submitted,

---

Chris Brown  
City Controller



OFFICE OF THE CITY CONTROLLER  
CITY OF HOUSTON  
TEXAS

**Quarterly Investment Report**

We believe the data presented for the quarter ended September 30, 2020 is accurate in all material respects and presented in a manner that fairly sets forth the investment standing of the City of Houston.

This report was prepared in compliance with the City's Investment Policy and the Public Funds Investment Act of the State of Texas.

Chris Brown  
City Controller

Charisse Mosely  
Deputy City Controller  
Treasury Division

Han Au  
Investment Manager  
Treasury Division

## Table of Contents

Executive Summary	Page i
Investment Portfolio Summary	Page 1
Investment Portfolio Composition - General Pool	Page 3
Annual Portfolio Composition - General Pool	Page 4
Investment Portfolio Composition - Tax Exempt Pool	Page 5
Investments by Sector and Maturity as of September 30, 2020	Appendix I
Investments by Sector and Maturity as of June 30, 2020	Appendix II

**CITY OF HOUSTON**  
**QUARTERLY INVESTMENT REPORT**  
**Executive Summary**  
**For the Quarter Ended September 30, 2020**

The accompanying Quarterly Investment Report lists in summary form and in detail the investment positions of the City of Houston investment pools as of September 30, 2020. As of that date, the City held total investments with a market value of \$4.8 billion. The majority of these funds, with the exception of about \$16 million that must be segregated per federal mandates, are held in the City's General Investment Pool. The General Investment Pool consists of working capital, construction funds, and debt service funds not subject to yield restriction under IRS arbitrage regulations. All investments are governed by state law and the City's Investment Policy, which dictates the following investment objectives, in order of priority:

1. Safety
2. Liquidity
3. Return on Investments
4. Other Legal Requirements

Approximately 32.2% of the City's holdings are currently invested in United States Treasuries. Other investment sectors include 27.0% allocation to US government-sponsored enterprises such as the Federal Home Loan Bank, Fannie Mae, Freddie Mac, and Farmer Mac, 8.4% to municipal notes and bonds, 14.7% to commercial paper, and 17.7% to high grade money market funds.

The weighted average maturity of the City's investments has historically ranged from about one year up to two years. The weighted average maturity is currently 1.32 years. From an operating standpoint, 31% of the funds invested are designated to be spent on capital projects such as roads and bridges, the water and sewer system and the airport system. Investment maturities are targeted to coincide with planned expenditures. Other investment maturities are targeted to meet short-term obligations such as payroll and debt service payments.

Fitch Ratings has assigned its AA+ credit rating and S1 volatility rating to the General Pool. The AA+ credit quality rating is the highest rating available from Fitch Ratings and reflects the extremely strong protection that the Pool's portfolio investments provide against losses from credit defaults or credit deteriorations. The S1 volatility rating recognizes the Pool's sensitivity to changing market conditions as a result of its low market risk profile and conservative investment policies.

At September 30, 2020, the general pool was yielding 1.452% based on the amortized cost of the portfolio.

**Investment Portfolio Summary  
Activity For Quarter Ended  
September 30, 2020**

**General Pool 9900**

	9/30/2020	6/30/2020	Last Quarter Net Change	9/30/2019	Last Year Net Change
Book Value	\$4,744,913,441	\$4,701,958,828	42,954,614	\$4,436,642,970	308,270,471
Market Value	\$4,815,237,063	\$4,782,289,886	32,947,176	\$4,463,198,279	352,038,783
Market/Book Ratio	1.0148	1.0171	-0.0023	1.0060	0.0088
Accrued Interest	\$19,743,270	\$13,994,603	5,748,667	\$25,502,641	-5,759,371

The General Pool consists of all working capital, construction, and debt service funds which are not subject to yield restriction under IRS arbitrage regulations. Combining the net cash-flows of all funds allows the City to invest in longer-term, higher-yielding securities without sacrificing the ability to meet short-term cash needs. The General Pool strategy, as outlined in the City's Investment Policy, combines a variation on the traditional ladder maturity strategy which matches assets and liabilities, with more active management strategies, such as yield curve analysis and bond swaps.

For the quarter ending September 30, 2020, the 3-month average yield was 1.531%. The weighted average maturity (WAM) as of September 30 was 482 days.



Fitch Ratings has assigned its AAf credit rating and S1 volatility rating to the General Pool. The AAf credit quality rating is the highest rating available from Fitch Ratings and reflects the extremely strong protection that the Pool's portfolio investments provide against losses from credit defaults or credit deterioration. The S1 volatility rating recognizes the Pool's sensitivity to changing market conditions as a result of its low market risk profile and conservative investment policies.

**Tax Exempt Pool 9901**

	9/30/2020	6/30/2020	Last Quarter Net Change	9/30/2019	Last Year Net Change
Book Value	\$8,140,436	\$8,058,106	82,330	\$8,059,971	80,465
Market Value	\$8,257,472	\$8,171,106	86,366	\$8,058,393	199,079
Market/Book Ratio	1.0144	1.0140	0.0004	0.9998	0.0146
Accrued Interest	\$69,800	\$130,883	-61,083	\$55,972	13,828

The Tax Exempt Pool consists of those funds which are subject to yield restriction and arbitrage regulation under the 1986 Tax Reform Act. This pool was created to do the following: demonstrate compliance with Internal Revenue Code regarding arbitrage, maximize the amount of interest earned and retained by the City from the investment of funds subject to the regulations, minimize the amount of rebate liability, and minimize the cost of administering the arbitrage tracking program. The Tax Exempt Pool strategy, as outlined in the City's Investment Policy, is to invest in high quality, short-term municipal bonds and one or more tax-exempt money market mutual funds in order to meet the liquidity demands of the City.

For the quarter ending September 30, 2020, the 3-month average yield was 1.098%. The WAM was 754 days at September 30, 2020.

**Investment Portfolio Summary  
Activity For Quarter Ended  
September 30, 2020**

**Housing Department Section 108 Pool 9902**

	<u>9/30/2020</u>	<u>6/30/2020</u>	<u>Last Quarter Net Change</u>	<u>9/30/2019</u>	<u>Last Year Net Change</u>
Book Value	\$7,999,920	\$7,999,670	250	\$6,995,615	1,004,305
Market Value	\$7,999,960	\$7,999,720	240	\$6,996,260	1,003,700
Market/Book Ratio	1.0000	1.0000	0.0000	1.0001	-0.0001
Accrued Interest	\$0	\$0	0	\$0	0

The Housing Department Fund was created to comply with the U.S. Department of Housing and Urban Development (HUD), which requires a separate custodial account for HUD's benefit.

For the quarter ending September 30, 2020, the 3-month average yield was 0.090%. The WAM was 4 days at September 30, 2020.

## Investment Portfolio Composition General Pool 9900 Percentages by Market Sector

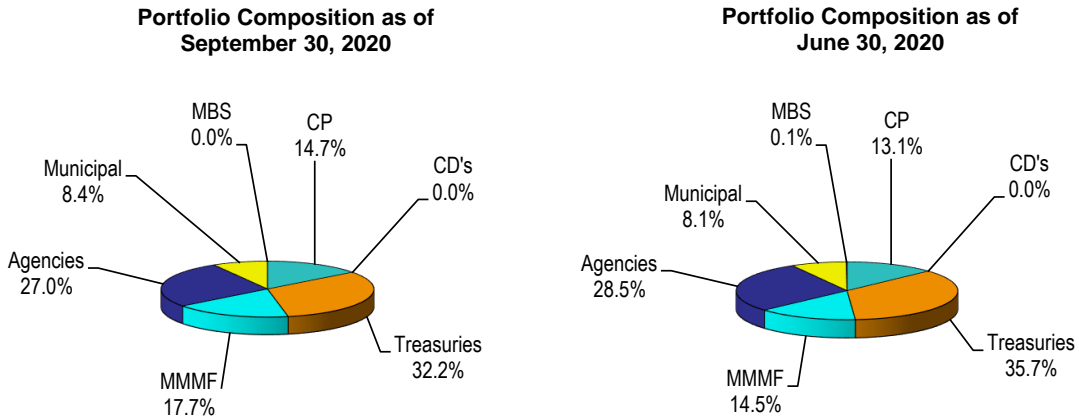


FIGURE 2  
Source: City of Houston Controller's Office

### Investment Policy Limitations

Money Market Mutual Funds (MMMF)	≤25%
Repurchase Agreements (Repo)	≤15%
Commercial Paper/Banker Acceptances (CP/BA)	≤15%
US Treasury Bills/Notes/Bonds	≥15%
US Agencies	≤85%
Municipal Bonds	≤20%
Mortgage-Backed Securities (MBS) & Collateralized Mortgage Obligations (CMO)	≤20%

The portfolio composition graph for the General Pool (Figure 2) shows the percentage of the pool held in U.S. Treasuries, U.S. Agencies, Mortgage-Backed Securities, Municipal Bonds and liquidity investments (MMMF, Repo and CP) positions. All investments are in compliance with the objectives and restrictions set forth in the City's Investment Policy and the Public Funds Investment Act of the State of Texas.



## Annual Portfolio Composition General Pool 9900 October 2019 through September 2020

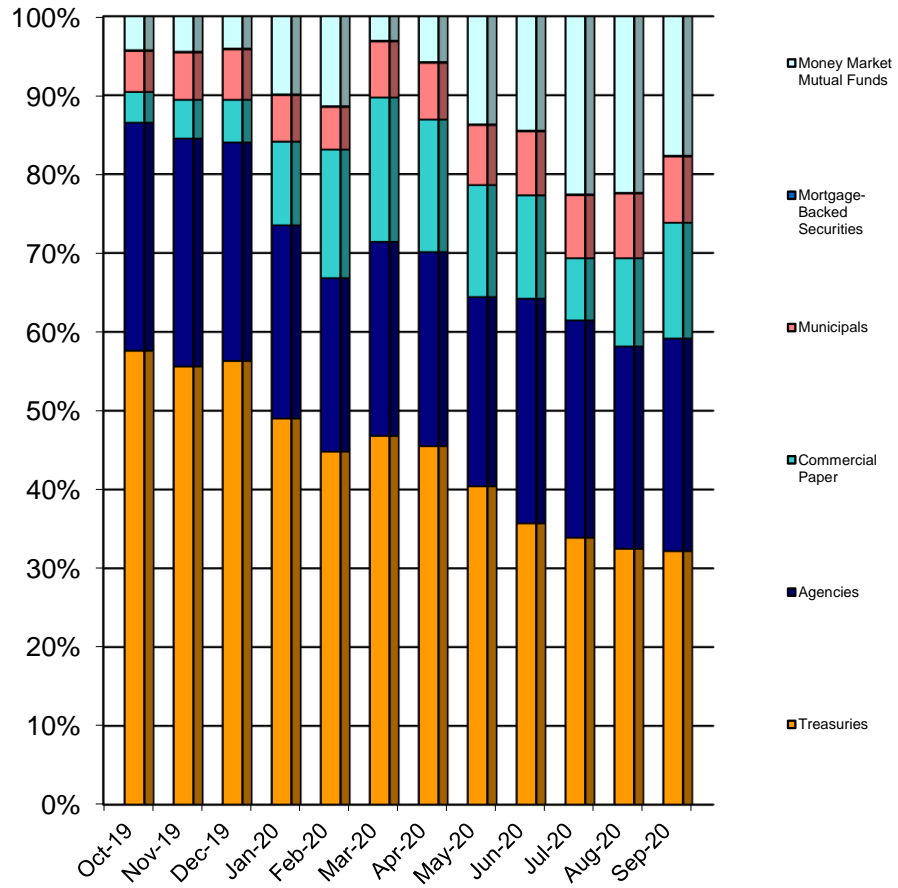


FIGURE 3  
Source: City of Houston Controller's Office

**Investment Portfolio Composition  
Tax Exempt Pool  
Percentages by Market Sector**

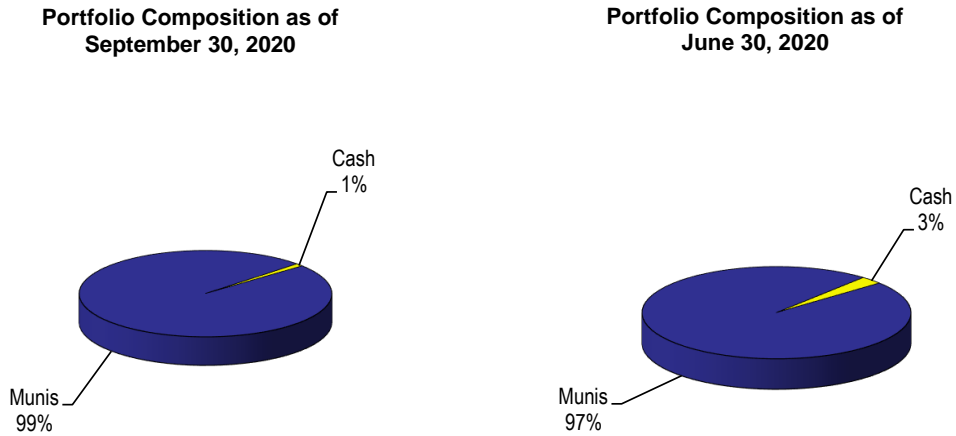


FIGURE 5  
Source: City of Houston Controller's Office

**Investment Policy Limitations**

	<u>Maximum Level</u>
Money Market Mutual Funds (MMMF)	100%
Municipal Notes and Bonds (Including VRDSs)	100%

The portfolio composition graph for the Tax Exempt Pool (Figure 5) shows the percentage of the pool held in Municipal Notes/Bonds/VRDS's and Money Market Mutual Funds. All investments are in compliance with the objectives and restrictions set forth in the City's Investment Policy and the Public Funds Investment Act of the State of Texas.

## **Appendix I**

### **Investments by Sector and Maturity as of September 30, 2020**

**INVESTMENT BY SECTOR AND MATURITY - GENERAL FUND 9900**  
**AS OF September 30, 2020**

Description	CUSIP	Coupon	Par Value	Maturity Date	Call Date Avg Life	Mod DTW	Purchase Date	Accrued Interest	Book Value	YTC	Current Yield	Market Value
<b>Treasury Notes</b>												
T 2.625 11-15-20	912828PC8	2.625%	20,000,000.00	11/15/2020		0.126	11/23/2016	198,301.63	20,022,556.78	0	1.695	20,061,400.00
T 1.375 10-31-20	912828L99	1.375%	25,000,000.00	10/31/2020		0.085	1/24/2017	143,851.90	24,993,575.70	0	1.689	25,026,000.00
T 2.625 11-15-20	912828PC8	2.625%	25,000,000.00	11/15/2020		0.126	1/25/2017	247,877.04	25,027,728.76	0	1.711	25,076,750.00
T 1.375 10-31-20	912828L99	1.375%	25,000,000.00	10/31/2020		0.085	2/2/2017	143,851.90	24,993,799.15	0	1.678	25,026,000.00
T 1.125 6-30-21	912828S27	1.125%	25,000,000.00	6/30/2021		0.747	2/9/2017	71,076.77	24,882,176.07	0	1.783	25,187,500.00
T 1.375 4-30-21	912828Q78	1.375%	25,000,000.00	4/30/2021		0.580	2/14/2017	143,851.90	24,933,685.30	0	1.852	25,184,500.00
T 1.125 6-30-21	912828S27	1.125%	25,000,000.00	6/30/2021		0.747	6/20/2017	71,076.77	24,896,331.66	0	1.701	25,187,500.00
T 2.625 11-15-20	912828PC8	2.625%	25,000,000.00	11/15/2020		0.126	9/21/2017	247,877.04	25,030,598.39	0	1.623	25,076,500.00
T 2.0 11-30-20	912828A42	2.000%	20,000,000.00	11/30/2020		0.167	9/27/2017	134,426.23	20,011,379.99	0	1.648	20,062,000.00
T 2.625 11-15-20	912828PC8	2.625%	20,000,000.00	11/15/2020		0.126	10/16/2017	198,301.63	20,023,362.56	0	1.669	20,061,400.00
T 2.625 11-15-20	912828PC8	2.625%	20,000,000.00	11/15/2020		0.126	10/17/2017	198,301.63	20,023,087.79	0	1.680	20,061,400.00
T 1.75 6-30-22	912828XW5	1.750%	25,000,000.00	6/30/2022		1.724	10/25/2017	110,563.86	24,876,775.96	0	2.047	25,708,000.00
T 2.625 11-15-20	912828PC8	2.625%	25,000,000.00	11/15/2020		0.126	11/14/2017	247,877.04	25,024,569.85	0	1.819	25,076,750.00
T 2.125 6-30-21	912828WR7	2.125%	25,000,000.00	6/30/2021		0.745	12/8/2017	134,256.12	25,021,123.04	0	2.007	25,375,000.00
T 2.125 6-30-21	912828WR7	2.125%	25,000,000.00	6/30/2021		0.745	12/12/2017	134,256.11	25,014,811.19	0	2.042	25,375,000.00
T 2.125 6-30-21	912828WR7	2.125%	25,000,000.00	6/30/2021		0.745	12/20/2017	134,256.11	25,008,693.52	0	2.076	25,375,000.00
T 2.125 6-30-21	912828WR7	2.125%	25,000,000.00	6/30/2021		0.745	12/20/2017	134,989.75	25,005,588.71	0	2.096	25,375,000.00
T 1.125 6-30-21	912828S27	1.125%	25,000,000.00	6/30/2021		0.747	12/26/2017	71,076.77	24,823,859.99	0	2.107	25,187,500.00
T 2.125 6-30-21	912828WR7	2.125%	25,000,000.00	6/30/2021		0.745	1/4/2018	134,256.11	24,998,534.04	0	2.133	25,375,000.00
T 2.625 11-15-20	912828PC8	2.625%	25,000,000.00	11/15/2020		0.126	1/9/2018	247,877.04	25,017,433.65	0	2.051	25,076,750.00
T 2.625 11-15-20	912828PC8	2.625%	25,000,000.00	11/15/2020		0.126	1/25/2018	247,877.04	25,012,753.43	0	2.204	25,076,750.00
T 1.125 6-30-21	912828S27	1.125%	25,000,000.00	6/30/2021		0.747	2/2/2018	71,076.77	24,765,973.53	0	2.436	25,187,500.00
T 1.125 6-30-21	912828S27	1.125%	25,000,000.00	6/30/2021		0.747	2/15/2018	71,076.77	24,760,036.92	0	2.513	25,187,500.00
T 1.125 6-30-21	912828S27	1.125%	25,000,000.00	6/30/2021		0.747	2/20/2018	71,076.77	24,756,666.25	0	2.489	25,187,500.00
T 1.75 11-15-20	9128283G3	1.750%	25,000,000.00	11/15/2020		0.126	2/28/2018	165,251.36	24,980,417.51	0	2.396	25,050,000.00
T 2.0 11-15-21	912828RR3	2.000%	25,000,000.00	11/15/2021		1.110	3/7/2018	188,858.70	24,866,706.80	0	2.499	25,523,500.00
T 2.0 10-31-21	912828F96	2.000%	25,000,000.00	10/31/2021		1.068	3/14/2018	209,239.13	24,865,653.87	0	2.522	25,502,000.00
T 3.125 5-15-21	912828QN3	3.125%	25,000,000.00	5/15/2021		0.617	3/29/2018	295,091.71	25,103,566.89	0	2.428	25,468,750.00
T 3.125 5-15-21	912828QN3	3.125%	25,000,000.00	5/15/2021		0.617	5/22/2018	295,091.71	25,057,404.68	0	2.738	25,468,750.00
T 1.125 8-31-21	9128282F6	1.125%	25,000,000.00	8/31/2021		0.914	6/7/2018	24,084.94	24,656,508.02	0	2.700	25,224,500.00
T 1.125 8-31-21	9128282F6	1.125%	25,000,000.00	8/31/2021		0.914	6/7/2018	24,084.94	24,655,953.97	0	2.752	25,224,500.00
T 1.125 6-30-21	912828S27	1.125%	25,000,000.00	6/30/2021		0.747	6/11/2018	71,076.77	24,724,312.46	0	2.671	25,187,500.00
T 2.125 8-15-21	912828RC6	2.125%	25,000,000.00	8/15/2021		0.870	6/12/2018	67,849.86	24,877,807.62	0	2.712	25,435,500.00
T 2.0 8-31-21	912828D72	2.000%	25,000,000.00	8/31/2021		0.912	6/26/2018	42,817.68	24,856,978.17	0	2.654	25,426,750.00
T 1.75 11-15-20	9128283G3	1.750%	25,000,000.00	11/15/2020		0.126	9/10/2018	165,251.36	24,970,239.97	0	2.731	25,050,000.00
T 1.625 10-15-20	912828Z22	1.625%	25,000,000.00	10/15/2020		0.041	9/13/2018	187,585.38	24,988,768.89	0	2.759	25,014,500.00
T 1.75 11-15-20	9128283G3	1.750%	25,000,000.00	11/15/2020		0.126	9/14/2018	165,251.36	24,975,979.00	0	2.796	25,050,000.00
T 2.625 11-15-20	912828PC8	2.625%	25,000,000.00	11/15/2020		0.126	9/17/2018	247,877.04	24,994,427.41	0	2.808	25,076,750.00
T 2.625 6-15-21	9128284T4	2.625%	25,000,000.00	6/15/2021		0.702	9/20/2018	193,647.54	24,954,603.03	0	2.893	25,441,500.00
T 2.625 6-15-21	9128284T4	2.625%	25,000,000.00	6/15/2021		0.702	9/21/2018	193,647.54	24,955,062.46	0	2.891	25,441,500.00
T 2.625 5-15-21	9128284P2	2.625%	25,000,000.00	5/15/2021		0.619	9/25/2018	247,877.04	24,959,945.74	0	2.894	25,387,750.00
T 1.375 5-31-21	912828R77	1.375%	25,000,000.00	5/31/2021		0.663	9/27/2018	115,522.54	24,760,509.28	0	2.881	25,211,000.00
T 1.625 10-15-20	912828Z22	1.625%	25,000,000.00	10/15/2020		0.041	9/28/2018	187,585.38	24,988,171.58	0	2.819	25,014,500.00
T 1.625 11-30-20	912828M98	1.625%	25,000,000.00	11/30/2020		0.167	10/10/2018	136,526.64	24,948,047.37	0	2.918	25,062,000.00
T 1.875 12-15-20	9128283L2	1.875%	25,000,000.00	12/15/2020		0.208	10/16/2018	138,319.67	24,949,050.84	0	2.893	25,089,750.00
T 2.625 5-15-21	9128284P2	2.625%	25,000,000.00	5/15/2021		0.619	11/27/2018	247,877.04	24,966,501.72	0	2.849	25,387,750.00
T 2.625 5-15-21	9128284P2	2.625%	25,000,000.00	5/15/2021		0.619	1/16/2019	247,877.04	25,009,388.77	0	2.562	25,387,750.00
T 2.375 4-15-21	9128284G2	2.375%	25,000,000.00	4/15/2021		0.536	1/17/2019	274,163.25	24,975,570.45	0	2.562	25,305,750.00
T 2.625 5-15-21	9128284P2	2.625%	25,000,000.00	5/15/2021		0.619	1/18/2019	247,877.04	25,004,182.62	0	2.596	25,387,750.00
T 7.25 8-15-22	912810EM6	7.250%	25,000,000.00	8/15/2022		1.777	2/12/2019	231,487.77	27,120,800.80	0	2.496	28,343,750.00
T 2.625 5-15-21	9128284P2	2.625%	25,000,000.00	5/15/2021		0.619	3/20/2019	247,877.04	25,025,350.93	0	2.456	25,387,750.00
T 8.125 8-15-21	912810EK0	8.125%	25,000,000.00	8/15/2021		0.856	3/26/2019	259,425.95	26,240,384.26	0	2.261	26,750,000.00
T 2.875 10-31-23	9128285K2	2.875%	25,000,000.00	10/31/2023		2.941	6/17/2019	300,781.25	25,753,270.26	0	1.852	27,080,000.00
T 2.625 5-15-21	9128284P2	2.625%	25,000,000.00	5/15/2021		0.619	9/5/2019	247,877.04	25,150,297.40	0	1.640	25,387,750.00
T 2.75 5-31-23	9128284S6	2.750%	25,000,000.00	5/31/2023		2.569	9/10/2019	231,045.08	25,806,861.98	0	1.500	26,731,500.00
T 2.125 5-15-22	9128286U9	2.125%	20,000,000.00	5/15/2022		1.594	9/13/2019	160,529.89	20,135,666.65	0	1.695	20,648,400.00
T 2.75 11-15-23	912828WE6	2.750%	20,000,000.00	11/15/2023		2.988	9/16/2019	207,744.57	20,587,238.03	0	1.770	21,607,800.00
T 2.5 5-15-24	912828WJ5	2.500%	25,000,000.00	5/15/2024		3.460	9/27/2019	236,073.37	25,791,077.93	0	1.590	27,082,000.00

Description	CUSIP	Coupon	Par Value	Maturity Date	Call Date Avg Life	Mod DTW	Purchase Date	Accrued Interest	Book Value	YTC	Current Yield	Market Value
T 2.0 6-30-24	912828XX3	2.000%	25,000,000.00	6/30/2024		3.615	12/10/2019	126,358.70	25,279,595.03	0	1.689	26,685,500.00
T 1.75 6-30-24	9128286Z8	1.750%	25,000,000.00	6/30/2024		3.631	12/13/2019	110,563.86	25,006,439.09	0	1.743	26,453,250.00
T 2.5 5-15-24	912828WJ5	2.500%	25,000,000.00	5/15/2024		3.459	12/18/2019	236,073.37	25,652,415.91	0	1.748	27,082,000.00
T 2.75 11-15-23	912828WE6	2.750%	25,000,000.00	11/15/2023		2.989	12/19/2019	259,680.71	25,773,811.85	0	1.721	27,009,750.00
<b>Subtotal Treasury Notes</b>		<b>2.266%</b>	<b>1,520,000,000.00</b>	<b>9/16/2021</b>		<b>0.939</b>		<b>10,845,161.96</b>	<b>1,525,294,071.47</b>		<b>2.248</b>	<b>1,552,643,900.00</b>
<b>Commerical Paper</b>												
BMOCHI 1.245 11-16-2	06366GLG2	1.245%	50,000,000.00	11/16/2020		0.129	3/13/2020	0.00	49,920,110.99	0	1.256	49,994,500.00
XON 1.56 12-4-20	30229AM48	1.560%	50,000,000.00	12/4/2020		0.178	3/17/2020	0.00	49,860,771.94	0	1.578	49,991,000.00
BMOCHI 1.34 12-18-20	06366GMJ5	1.340%	50,000,000.00	12/18/2020		0.216	3/17/2020	0.00	49,854,277.14	0	1.354	49,989,000.00
TDBANK 2.44 3-1-21	89119AQ19	2.440%	50,000,000.00	3/1/2021		0.416	3/20/2020	0.00	49,486,745.67	0	2.499	49,970,500.00
BMOCHI 1.59 12-21-20	06366GMM8	1.590%	50,000,000.00	12/21/2020		0.225	3/30/2020	0.00	49,820,447.45	0	1.609	49,989,000.00
BMOCHI 1.5 12-16-20	06366GMG1	1.500%	50,000,000.00	12/16/2020		0.211	3/31/2020	0.00	49,840,975.26	0	1.516	49,989,500.00
TOYCC 0.30 3-1-21	89233GQ17	0.300%	50,000,000.00	3/1/2021		0.416	8/24/2020	0.00	49,936,735.73	0	0.300	49,970,500.00
TOYCC 0.32 5-14-21	89233GSE7	0.320%	50,000,000.00	5/14/2021		0.619	8/24/2020	0.00	49,899,607.84	0	0.321	49,950,000.00
TOYCC 0.29 3-1-21	89233GQ17	0.290%	50,000,000.00	3/1/2021		0.416	8/31/2020	0.00	49,938,777.77	0	0.290	49,970,500.00
TDBANK 0.2 3-1-21	89119AQ19	0.200%	50,000,000.00	3/1/2021		0.416	9/21/2020	0.00	49,957,777.78	0	0.200	49,970,500.00
MUFGBK 0.24 6-18-21	62479LTJ4	0.240%	50,000,000.00	6/18/2021		0.715	9/21/2020	0.00	49,913,000.00	0	0.240	49,942,000.00
TD BANK .19 3-15-21	89119AQF8	0.190%	50,000,000.00	3/15/2021		0.454	9/28/2020	0.00	49,956,194.45	0	0.190	49,968,000.00
MUFGBK .20 4-15-21	62479LRF4	0.200%	50,000,000.00	4/15/2021		0.539	9/29/2020	0.00	49,945,277.78	0	0.200	49,928,000.00
TDBANK .20 4-29-21	89119ARV2	0.200%	50,000,000.00	4/29/2021		0.578	9/29/2020	0.00	49,941,388.89	0	0.200	49,940,500.00
<b>Subtotal Commerical Paper</b>		<b>8.296%</b>	<b>700,000,000.00</b>	<b>2/21/2021</b>		<b>0.395</b>		<b>0.00</b>	<b>698,272,088.69</b>		<b>0.838</b>	<b>699,563,500.00</b>
<b>Mortgage-Backed Securities</b>												
FGG18079 5.50 10-01-	3128MMCR2	5.500%	525.25	10/1/2020		0.064	11/17/2005	2.41	525.25	0	5.366	524.78
FGG11810 5.5 12-01-2	31336WAJ8	5.500%	131.12	12/1/2020		0.059	12/15/2005	0.60	131.12	0	5.419	131.31
FGG11807 5.5 10-01-2	31336WAF6	5.500%	71.04	10/1/2020		0.051	12/15/2005	0.33	71.04	0	5.388	70.98
FGG18101 5.5 02-01-2	3128MMDF7	5.500%	5,264.25	2/1/2021		0.162	2/16/2006	24.13	5,264.25	0	5.369	5,287.29
FGG18096 5.5 1-1-21	3128MMDA8	5.500%	3,901.86	1/1/2021		0.140	2/16/2006	17.88	3,901.86	0	5.373	3,913.33
FN865183 5.5 02-01-2	31409AFY0	5.500%	6,371.10	2/1/2021		0.188	3/16/2006	29.20	6,371.10	0	5.403	6,390.17
FGG18106 5.5 03-01-2	3128MMDL4	5.500%	8,188.08	3/1/2021		0.199	3/16/2006	37.53	8,184.81	0	5.470	8,235.22
FNCI 5.5 04-01-21	31407HVV5	5.500%	18,653.52	4/1/2021		0.271	4/18/2006	85.50	18,653.52	0	5.475	18,786.11
FGG18115 6.0 05-01-2	3128MMDV2	6.000%	10,301.27	5/1/2021		0.261	5/16/2006	51.51	10,301.27	0	5.811	10,400.91
FGG18124 6.0 6-1-21	3128MMD67	6.000%	11,699.94	6/1/2021		0.299	6/19/2006	58.50	11,699.94	0	5.845	11,834.90
FGG18124 6.0 6-1-21	3128MMD67	6.000%	15,674.82	6/1/2021		0.299	7/18/2006	78.37	15,674.82	0	5.963	15,855.67
FGCI03360 5.50 09-01	3128PEVV6	5.500%	1,250.56	9/1/2021		0.458	9/18/2006	5.73	1,250.56	0	5.556	1,258.74
FGG12369 5.5 10-01-2	3128M1QW2	5.500%	13,497.64	10/1/2021		0.276	10/17/2006	61.86	13,492.74	0	5.472	13,613.31
FNCI 5.5 11-01-21	31410VVE7	5.500%	21,171.84	11/1/2021		0.559	11/16/2006	97.04	21,169.62	0	5.487	21,564.20
FGG18157 5.5 12-01-2	3128MME74	5.500%	32,634.88	12/1/2021		0.510	1/17/2007	149.58	32,622.90	0	5.472	33,271.83
FGG18169 5.5 02-01-2	3128MMFK4	5.500%	33,609.68	2/1/2022		0.564	2/15/2007	154.04	33,609.68	0	5.559	34,354.96
FGG12514 5.5 02-01-2	3128MBAP2	5.500%	29,771.97	2/1/2022		0.487	3/19/2007	136.45	29,771.97	0	5.462	30,380.03
FN938603 5.5 05-01-2	31412YGL0	5.500%	20,850.64	5/1/2022		0.680	5/17/2007	95.57	20,850.64	0	5.434	21,336.23
FGG12692 5.5 06-1-22	3128MBF93	5.500%	46,542.10	6/1/2022		0.702	6/18/2007	213.32	46,542.10	0	5.457	47,700.43
FGJ05038 5.5 07-01-2	3128PGS38	5.500%	34,205.68	7/1/2022		0.699	6/18/2007	156.78	34,205.68	0	5.561	35,000.70
FGG12718 5.5 07-01-2	3128MBG35	5.500%	40,218.98	7/1/2022		0.673	7/17/2007	184.34	40,218.98	0	5.632	41,407.77
FGJ05317 5.5 08-01-2	3128PG4A8	5.500%	83,142.12	8/1/2022		0.771	9/18/2007	381.07	83,142.12	0	5.569	85,599.24
FGJ05440 6.0 08-01-2	3128PHBH3	6.000%	12,031.73	8/1/2022		0.777	9/18/2007	60.16	12,031.73	0	5.872	12,154.30
FGJ05665 5.5 10-01-2	3128PHJ11	5.500%	30,250.56	10/1/2022		0.799	10/16/2007	138.65	30,250.56	0	5.534	31,116.84
FGGI12956 5.0 01-01-	3128MBQH3	5.000%	38,116.56	1/1/2023		0.689	12/17/2007	158.82	38,103.61	0	4.982	40,145.07
FGCI 4.5 02-01-23	3128PJYV3	4.500%	22,858.08	2/1/2023		0.978	2/19/2008	85.72	22,851.56	0	4.481	23,960.34
FGG18239 5.0 03-01-2	3128MMHR7	5.000%	73,462.00	3/1/2023		0.976	3/18/2008	306.09	73,462.00	0	4.949	77,413.73
FGJ07494 4.5 04-01-2	3128PKKF0	4.500%	11,032.40	4/1/2023		0.706	4/17/2008	41.37	11,032.40	0	4.610	11,556.30
FGG13072 5.0 04-01-2	3128MBT56	5.000%	59,340.42	4/1/2023		0.966	3/18/2008	247.25	59,340.42	0	5.077	62,515.83
FNCI 5.0 5-1-23	31412MRU4	5.000%	105,278.08	5/1/2023		1.052	5/19/2008	438.66	105,278.08	0	5.021	110,889.16
FGG18259 5.5 06-01-2	3128MMJD6	5.500%	132,004.08	6/1/2023		1.076	6/17/2008	605.02	132,004.08	0	5.347	139,042.68
FGG18259 5.5 06-01-2	3128MMJD6	5.500%	132,734.67	6/1/2023		1.076	7/17/2008	608.37	132,734.67	0	5.518	139,812.27
FGJ08476 5.5 08-01-2	3128PLM22	5.500%	169,279.68	8/1/2023		1.196	8/18/2008	775.87	169,279.68	0	5.564	177,291.90
FGG13247 5.0 07-01-2	3128MBZL4	5.000%	77,503.08	7/1/2023		1.015	9/16/2008	322.93	77,503.08	0	4.842	81,723.04
FGCI 6.0 9-1-22	3128MB4G9	5.500%	49,351.07	9/1/2022		0.598	11/18/2008	226.19	49,351.07	0	5.352	50,454.15
FGCI 4.5 04-01-23	3128PKRH9	4.500%	41,524.53	4/1/2023		1.043	12/16/2008	155.72	41,586.66	0	4.254	43,857.91
FGG18300 4.0 1-1-24	3128MMKN2	4.000%	154,520.08	1/1/2024		1.267	1/20/2009	515.07	154,520.08	0	3.691	163,727.28
FGJ09194 4.0 1-1-24	3128PMGB0	4.000%	123,310.96	1/1/2024		1.177	2/20/2009	411.04	123,310.96	0	3.800	130,658.54
FGCI 4.0 03-01-24	3128MMKQ5	4.000%	126,542.48	3/1/2024		1.335	3/17/2009	421.81	126,542.48	0	3.826	134,082.62

Description	CUSIP	Coupon	Par Value	Maturity Date	Call Date Avg Life	Mod DTW	Purchase Date	Accrued Interest	Book Value	YTC	Current Yield	Market Value
FGCI 4.0 05-01-24	3128PMUJ0	4.000%	214,439.28	5/1/2024		1.420	4/16/2009	714.80	214,439.28	0	3.744	227,216.82
FGCI 4.0 05-01-24	3128MMKW2	4.000%	139,142.24	5/1/2024		1.413	5/18/2009	463.81	139,142.24	0	3.790	147,462.28
FGCI 4.0 06-01-24	3128MMK28	4.000%	197,766.56	6/1/2024		1.425	6/16/2009	659.22	197,766.56	0	4.051	209,583.12
FGJ10251 4.0 7-1-24	3128PPH48	4.000%	57,943.70	7/1/2024		1.391	7/16/2009	193.15	57,943.70	0	3.842	61,403.28
FGJ12604 4.0 07-01-2	3128PR3M9	4.000%	296,101.64	7/1/2025		1.705	12/20/2010	987.01	296,101.64	0	3.619	314,020.21
FGG14777 4.0 8-1-25	3128MDQ63	4.000%	49,502.50	8/1/2025		1.773	6/18/2013	165.01	49,502.50	0	3.025	52,473.28
<b>Subtotal Mortgage-Backed Securities</b>		<b>4.676%</b>	<b>2,751,714.72</b>	<b>12/19/2021</b>		<b>1.222</b>		<b>10,723.48</b>	<b>2,751,735.01</b>		<b>4.542</b>	<b>2,889,479.06</b>
<b>Agency Notes</b>												
FFCB 1.75 2-16-21	3133EG7F6	1.750%	25,000,000.00	2/16/2021		0.381	2/16/2017	54,687.50	24,999,634.04	0	1.754	25,150,750.00
FAMCA 2.93 10-1-20	3132X07B1	2.930%	25,000,000.00	10/1/2020		0.003	11/6/2018	366,250.00	24,999,964.75	0	2.984	25,000,000.00
FAMCA 2.7 6-15-21	31422BBT6	2.700%	25,000,000.00	6/15/2021		0.702	1/25/2019	198,750.00	25,000,000.00	0	2.700	25,452,500.00
FAMCA 2.7 6-15-21	31422BBV1	2.700%	25,000,000.00	6/15/2021		0.702	1/28/2019	198,750.00	25,000,000.00	0	2.700	25,452,500.00
FAMCA 2.7 5-12-21	31422BBW9	2.700%	25,000,000.00	5/12/2021		0.610	2/1/2019	260,625.00	25,000,000.00	0	2.700	25,395,000.00
FHLB 3.0 12-9-22	3130AFE78	3.000%	25,000,000.00	12/9/2022		2.119	2/12/2019	233,333.33	25,219,197.73	0	2.576	26,523,000.00
FNMA 2.0 10-5-22	3135G0T78	2.000%	25,000,000.00	10/5/2022		1.964	2/21/2019	244,444.44	24,736,884.45	0	2.550	25,927,000.00
FAMCA 2.57 6-1-22	31422BDB3	2.570%	25,000,000.00	6/1/2022		1.632	2/28/2019	214,166.67	25,000,000.00	0	2.570	25,990,750.00
FAMCA 2.57 5-2-22	31422BDC1	2.570%	25,000,000.00	5/2/2022		1.551	2/28/2019	265,923.61	25,000,000.00	0	2.570	25,946,000.00
FNMA 1.375 10-7-21	3135G0Q89	1.375%	25,000,000.00	10/7/2021		1.009	3/11/2019	166,145.83	24,730,981.94	0	2.474	25,309,250.00
FHLB 3.0 12-9-22	3130AFE78	3.000%	25,000,000.00	12/9/2022		2.119	3/12/2019	233,333.33	25,267,543.87	0	2.484	26,523,000.00
FHLB 3.0 12-9-22	3130AFE78	3.000%	20,000,000.00	12/9/2022		2.119	3/13/2019	186,666.67	20,220,629.10	0	2.468	21,218,400.00
FAMCA 2.5 10-1-22	31422BDT4	2.500%	25,000,000.00	6/1/2022		1.633	3/18/2019	208,333.33	25,000,000.00	0	2.500	25,961,750.00
FHLB 2.875 12-10-21	3130A0EN6	2.875%	20,000,000.00	12/10/2021		1.173	3/19/2019	177,291.67	20,096,471.01	0	2.453	20,653,400.00
FHLB 3.0 12-9-22	3130AFE78	3.000%	20,000,000.00	12/9/2022		2.120	3/25/2019	186,666.67	20,306,208.13	0	2.266	21,218,400.00
FNMA 2.0 10-5-22	3135G0T78	2.000%	25,000,000.00	10/5/2022		1.965	3/27/2019	244,444.44	24,913,046.88	0	2.181	25,927,000.00
FAMCA 2.23 12-1-22	31422BED8	2.230%	25,000,000.00	12/1/2022		2.115	3/29/2019	185,833.33	25,000,000.00	0	2.230	26,083,750.00
FHLB 2.5 3-11-22	313378WG2	2.500%	15,000,000.00	3/11/2022		1.429	4/9/2019	20,833.33	15,026,893.27	0	2.370	15,509,100.00
FHLB 2.125 6-9-23	3133834G3	2.125%	25,000,000.00	6/9/2023		2.614	6/11/2019	165,277.78	25,073,532.24	0	2.011	26,275,000.00
FHLB 2.125 6-9-23	3133834G3	2.125%	25,000,000.00	6/9/2023		2.614	6/11/2019	165,277.78	25,071,967.34	0	2.013	26,275,000.00
FHLB 2.125 6-10-22	313379Q69	2.125%	25,000,000.00	6/10/2022		1.663	6/12/2019	163,802.08	25,079,368.40	0	1.931	25,831,000.00
FNMA 2.875 9-12-23	3135G0U43	2.875%	25,000,000.00	9/12/2023		2.847	6/17/2019	37,934.03	25,676,516.68	0	1.914	26,944,750.00
FFCB 2.8 9-5-23	3133EJYL7	2.800%	25,000,000.00	9/5/2023		2.830	6/19/2019	50,555.56	25,586,796.63	0	1.960	26,874,000.00
FFCB 2.83 12-29-23	3133EJHV4	2.830%	10,000,000.00	12/29/2023		3.107	6/20/2019	72,322.22	10,315,354.78	0	1.813	10,834,800.00
FAMCA 1.91 7-3-23	31422BHE3	1.910%	25,000,000.00	7/3/2023		2.688	6/26/2019	116,722.22	25,000,000.00	0	1.910	26,127,250.00
FFCB 1.77 6-26-23	3133EKSX7	1.770%	25,000,000.00	6/26/2023		2.674	6/26/2019	116,770.83	24,959,998.93	0	1.831	26,056,500.00
FHLB 2.125 6-10-22	313379Q69	2.125%	20,000,000.00	6/10/2022		1.663	7/22/2019	131,041.67	20,084,432.66	0	1.867	20,664,800.00
FHLB 2.125 6-9-23	3133834G3	2.125%	20,000,000.00	6/9/2023		2.614	7/23/2019	132,222.22	20,141,236.15	0	1.851	21,020,000.00
FAMCA 2.1 6-6-22	31422BFZ8	2.100%	20,000,000.00	6/6/2022		1.652	7/30/2019	134,166.67	20,058,925.12	0	1.919	20,641,200.00
FFCB 1.86 10-17-23	3133EKVB9	1.860%	10,000,000.00	10/17/2023		2.952	7/31/2019	84,733.33	9,993,829.43	0	1.881	10,492,600.00
FAMCA 1.91 4-3-23	31422BJS0	1.910%	25,000,000.00	4/3/2023		2.438	8/6/2019	236,097.22	25,000,000.00	0	1.910	26,036,500.00
16TH Libor Flt Rte 2	46514ADL0	0.863%	10,000,000.00	8/1/2021		0.827	8/15/2019	28,828.77	10,000,000.00	0	0.863	9,998,400.00
FAMCA 1.56 9-20-23	31422BLK4	1.560%	15,000,000.00	9/20/2023		2.915	9/9/2019	7,150.00	15,000,000.00	0	1.560	15,564,300.00
FHLB 2.375 9-8-23	3130A3DL5	2.375%	25,000,000.00	9/8/2023		2.853	9/11/2019	37,934.03	25,541,835.55	0	1.610	26,555,250.00
FHLB 2.375 9-8-23	3130A3DL5	2.375%	15,000,000.00	9/8/2023		2.853	9/12/2019	22,760.42	15,300,690.42	0	1.667	15,933,150.00
FAMCA 1.7 9-27-23	31422BMJ6	1.700%	25,000,000.00	9/27/2023		2.929	9/30/2019	4,722.22	25,000,000.00	0	1.700	26,049,500.00
FAMCA 1.7 9-27-23	31422BMJ6	1.700%	25,000,000.00	9/27/2023		2.929	9/30/2019	4,722.22	25,000,000.00	0	1.700	26,049,500.00
FAMCA 1.7 11-7-24	31422BPA2	1.700%	20,000,000.00	11/7/2024		3.954	11/7/2019	136,000.00	20,000,000.00	0	1.700	21,066,400.00
FAMCA 1.7 11-7-24	31422BPA2	1.700%	10,000,000.00	11/7/2024		3.954	11/7/2019	68,000.00	10,000,000.00	0	1.700	10,533,200.00
FHLB 2.75 12-13-24	3130A3GE8	2.750%	15,000,000.00	12/13/2024		3.972	12/13/2019	123,750.00	15,602,949.16	0	1.747	16,509,000.00
FAMCA 1.72 7-21-23	31422BSP6	1.720%	25,000,000.00	7/21/2023		2.745	1/14/2020	83,611.11	25,000,000.00	0	1.720	26,011,500.00
FAMCA 1.23 3-6-25	31422BVK3	1.230%	11,000,000.00	3/6/2025		4.325	3/23/2020	9,395.83	11,061,471.47	0	1.100	11,391,380.00
FAMCA 1.06 3-24-25	31422BWZ9	1.060%	25,000,000.00	3/24/2025		4.390	3/24/2020	5,152.78	25,000,000.00	0	1.060	25,704,000.00
FHLMC .80 6-9-25 1XC	3134GVL89	0.800%	25,000,000.00	6/9/2025	6/9/2021	0.688	6/9/2020	62,222.22	25,000,000.00	0	0.800	25,041,250.00
FAMCA 0.67 5-1-25	31422BD31	0.670%	15,000,000.00	5/1/2025		4.515	6/12/2020	30,429.17	15,000,000.00	0	0.670	15,161,100.00
FHLB .5 6-13-25	3130AJKW8	0.500%	25,000,000.00	6/13/2025		4.636	6/17/2020	50,694.44	24,978,796.65	0	0.518	25,164,500.00
FNMA .5 6-17-25	3135G04Z3	0.500%	25,000,000.00	6/17/2025		4.658	6/19/2020	35,416.67	24,951,172.28	0	0.542	25,115,250.00
FNMA .5 6-17-25	3135G04Z3	0.500%	20,000,000.00	6/17/2025		4.659	6/24/2020	28,333.33	19,998,107.75	0	0.502	20,092,200.00
FNMA .5 6-17-25	3135G04Z3	0.500%	25,000,000.00	6/17/2025		4.659	6/24/2020	35,416.67	24,992,194.47	0	0.507	25,115,250.00
FAMCA 0.52 6-26-25	31422BF62	0.520%	20,000,000.00	6/26/2025		4.681	6/26/2020	27,444.44	20,000,000.00	0	0.520	20,067,800.00
FAMCA 0.42 6-19-24	31422BE89	0.420%	20,000,000.00	6/19/2024		3.690	6/30/2020	23,800.00	20,035,027.03	0	0.372	20,049,600.00
FNMA 0.375 8-25-25	3135G05X7	0.375%	25,000,000.00	8/25/2025		4.861	9/8/2020	8,854.16	24,909,117.00	0	0.450	24,921,250.00
FFCB 0.95 4-1-25	3133ELVQ4	0.950%	25,000,000.00	4/1/2025		4.399	9/10/2020	118,750.00	25,580,191.71	0	0.429	25,637,750.00
FAMCA 0.45 9-16-25	31422BV49	0.450%	10,000,000.00	9/16/2025		4.911	9/16/2020	1,875.00	10,000,000.00	0	0.450	9,991,700.00

Description	CUSIP	Coupon	Par Value	Maturity Date	Call Date Avg Life	Mod DTW	Purchase Date	Accrued Interest	Book Value	YTC	Current Yield	Market Value
FNMA 0.375 8-25-25	3135G05X7	0.375%	25,000,000.00	8/25/2025		4.861	9/18/2020	8,854.17	24,950,705.47	0	0.416	24,921,250.00
FNMA 0.50 6-17-25	3135G04Z3	0.500%	25,000,000.00	6/17/2025		4.659	9/18/2020	35,416.67	25,098,264.83	0	0.416	25,115,250.00
FNMA 0.5 6-17-25	3135G04Z3	0.500%	20,000,000.00	6/17/2025		4.659	9/22/2020	28,333.33	20,083,014.11	0	0.411	20,092,200.00
FHLMC 0.375 9-23-25	3137EAEX3	0.375%	25,000,000.00	9/23/2025		4.939	9/25/2020	1,562.50	24,924,956.28	0	0.436	24,917,568.75
FHLMC 0.375 9-23-25	3137EAEX3	0.375%	22,000,000.00	9/23/2025		4.939	9/29/2020	1,375.00	21,954,485.02	0	0.417	21,927,460.50
<b>Subtotal Agency Notes</b>		<b>1.716%</b>	<b>1,278,000,000.00</b>	<b>7/25/2023</b>		<b>2.834</b>		<b>6,284,207.91</b>	<b>1,282,522,392.73</b>		<b>1.647</b>	<b>1,318,011,909.25</b>
<b>Municipal Bonds</b>												
ANAHSG 1.565 10-1-20	032556CA8	1.565%	2,565,000.00	10/1/2020		0.003	11/1/2016	20,071.13	2,565,000.00	0	1.700	2,565,000.00
PTMTRN 2.737 9-1-21	73474TAG5	2.737%	1,400,000.00	9/1/2021		0.913	11/22/2016	3,193.17	1,407,124.96	0	2.150	1,431,710.00
DALUTL 2.21 10-1-20	2354167C2	2.210%	2,400,000.00	10/1/2020		0.003	2/7/2017	26,520.00	2,400,000.00	0	2.000	2,400,000.00
ORL 2.1 12-1-21	686356PNO	2.100%	6,325,000.00	12/1/2021		1.154	4/6/2017	44,275.00	6,311,721.95	0	2.290	6,396,093.00
NYSENV 2.138 6-15-21	64986DED3	2.138%	10,000,000.00	6/15/2021		0.703	4/13/2017	62,952.22	10,000,000.00	0	2.138	10,115,900.00
ORL 2.0 12-1-21	686356NY8	2.000%	2,020,000.00	12/1/2021		1.155	7/12/2017	13,466.67	2,014,407.42	0	2.250	2,039,210.20
TXS 3.5 10-1-20	882724DS3	3.500%	1,000,000.00	10/1/2020		0.003	10/3/2017	17,500.00	1,000,000.00	0	1.732	1,000,000.00
NYSFAC 2.119 1-15-21	64985HYV3	2.119%	1,250,000.00	1/15/2021		0.293	11/9/2017	5,591.81	1,250,000.00	0	2.119	1,255,850.00
NYC 3.15 8-1-22	64966K2R3	3.150%	1,000,000.00	8/1/2022		1.790	12/8/2017	5,250.00	1,011,181.28	0	2.500	1,043,390.00
NYC 2.85 3-1-22	64966MWH8	2.850%	3,000,000.00	3/1/2022		1.398	5/7/2018	7,125.00	2,992,000.22	0	3.050	3,087,780.00
BAL 2.247 8-1-22	05914FMF4	2.247%	1,670,000.00	8/1/2022		1.803	5/18/2018	6,254.15	1,644,266.74	0	3.150	1,729,051.20
HAR 4.0 10-1-22	414005RP5	4.000%	3,175,000.00	10/1/2022		1.908	5/18/2018	63,500.00	3,225,025.07	0	3.150	3,364,769.75
NYC 1.7 8-1-22	64966MED7	1.700%	1,295,000.00	8/1/2022		1.811	8/1/2018	3,669.17	1,261,374.62	0	3.220	1,317,118.60
TXS 2.777 10-1-20	882724GR2	2.777%	2,600,000.00	10/1/2020		0.003	9/11/2018	36,101.00	2,600,000.00	0	2.777	2,600,000.00
BAL 2.097 8-1-21	05914FME7	2.097%	1,000,000.00	8/1/2021		0.831	11/2/2018	3,495.00	992,023.91	0	3.100	1,015,190.00
HON 2.212 11-1-20	438670P88	2.212%	2,000,000.00	11/1/2020		0.088	12/27/2018	18,433.33	1,998,958.17	0	2.853	2,003,200.00
WAS 2.86 8-1-21	93974D5N4	2.860%	3,000,000.00	8/1/2021		0.829	1/7/2019	14,300.00	3,007,458.75	0	2.550	3,065,820.00
TXS 1.777 10-1-20	882723AA1	1.777%	2,425,000.00	10/1/2020		0.003	1/8/2019	21,546.13	2,425,000.00	0	2.629	2,425,000.00
LOS 2.44 9-1-22	544351KR9	2.440%	5,000,000.00	9/1/2022		1.883	1/16/2019	10,166.67	4,971,808.97	0	2.751	5,196,250.00
HON 2.412 11-1-21	438670Q61	2.412%	2,000,000.00	11/1/2021		1.068	1/24/2019	20,100.00	1,991,935.97	0	2.800	2,046,320.00
HON 2.412 11-1-21	438670P96	2.412%	1,935,000.00	11/1/2021		1.068	2/1/2019	19,446.75	1,928,878.31	0	2.715	1,979,814.60
HON 2.412 11-1-21	438670Q61	2.412%	2,000,000.00	11/1/2021		1.068	2/1/2019	20,100.00	1,993,672.69	0	2.715	2,046,320.00
MSS 2.314 11-1-21	605581AG2	2.314%	1,250,000.00	11/1/2021		1.069	2/25/2019	12,052.08	1,244,959.31	0	2.700	1,278,175.00
CASPPWR 2.0 5-1-22	13066YTZ2	2.000%	1,000,000.00	5/1/2022		1.556	2/26/2019	8,333.33	989,104.27	0	2.720	1,026,850.00
OLESCD 5.0 12-1-20	680616ZG7	5.000%	3,060,000.00	12/1/2020		0.170	3/6/2019	51,000.00	3,071,570.59	0	2.670	3,080,410.20
CHE 2.411 5-15-21	165573C46	2.411%	1,000,000.00	5/15/2021		0.619	3/28/2019	9,108.22	1,000,061.41	0	2.400	1,011,540.00
HON 1.506 10-1-20	438670SS6	1.506%	2,000,000.00	10/1/2020		0.003	3/29/2019	15,060.00	2,000,000.00	0	2.401	2,000,000.00
PALPOL 1.789 10-1-20	696560LB5	1.789%	7,000,000.00	10/1/2020		0.003	3/29/2019	62,615.00	7,000,000.00	0	2.420	7,000,000.00
CHE 2.541 5-15-22	165573C53	2.541%	1,500,000.00	5/15/2022		1.588	4/17/2019	14,399.00	1,499,778.35	0	2.550	1,546,935.00
MDS 2.0 3-15-21	574193NB0	2.000%	5,000,000.00	3/15/2021		0.454	5/2/2019	4,444.44	4,991,554.40	0	2.380	5,039,150.00
ENEPWR 2.803 7-1-21	29270CYP4	2.803%	1,065,000.00	7/1/2021		0.746	5/6/2019	7,462.98	1,067,180.02	0	2.520	1,083,392.55
CRTHGR 2.781 8-1-21	156792GV9	2.781%	1,000,000.00	8/1/2021		0.829	5/16/2019	4,635.00	1,003,066.70	0	2.400	1,018,090.00
MIS 1.8 5-1-21	594612DT7	1.800%	2,580,000.00	5/1/2021		0.582	6/7/2019	19,350.00	2,577,045.14	0	2.000	2,592,925.80
HIS 2.75 1-1-21	419792XB7	2.750%	1,015,000.00	1/1/2021		0.255	6/10/2019	6,978.13	1,016,523.22	0	2.139	1,021,150.90
SUF 1.5 2-1-22	864813S43	1.500%	1,000,000.00	2/1/2022		1.325	8/28/2019	2,500.00	997,392.76	0	1.700	1,006,520.00
CINWTR 2.568 12-1-21	172311KB7	2.568%	1,200,000.00	12/1/2021		1.151	9/26/2019	10,272.00	1,210,503.06	0	1.800	1,224,180.00
DALUTL 2.21 10-1-20	2354167C2	2.210%	2,000,000.00	10/1/2020		0.003	10/9/2019	22,100.00	2,000,000.00	0	1.751	2,000,000.00
SFO 2.0 6-15-22	797646S98	2.000%	2,000,000.00	6/15/2022		1.679	10/15/2019	11,777.78	2,012,283.01	0	1.630	2,035,140.00
ALA 4.0 8-1-23	010878AP1	4.000%	2,340,000.00	8/1/2023		2.698	10/15/2019	15,600.00	2,485,023.04	0	1.730	2,565,552.60
SDGHGR 1.996 8-1-23	797272QN4	1.996%	4,000,000.00	8/1/2023		2.763	10/16/2019	13,306.67	4,000,000.00	0	1.996	4,160,800.00
MRNHGR 2.766 8-1-23	56781RGQ4	2.766%	1,215,000.00	8/1/2023		2.737	10/17/2019	5,601.15	1,247,666.83	0	1.716	1,290,074.85
GAS 3.25 2-1-22	373384L20	3.250%	3,890,000.00	2/1/2022		1.313	10/24/2019	21,070.83	3,964,989.18	0	1.768	4,047,856.20
AUSPWR 2.456 11-15-2	052414RN1	2.456%	2,000,000.00	11/15/2022		2.066	10/30/2019	18,556.44	2,021,981.86	0	1.920	2,088,720.00
VENHGR 1.657 8-1-22	923040GS2	1.657%	1,250,000.00	8/1/2022		1.812	10/31/2019	3,452.08	1,250,000.00	0	1.657	1,275,425.00
VENHGR 1.75 8-1-23	923040GT0	1.750%	1,250,000.00	8/1/2023		2.772	10/31/2019	3,645.83	1,250,000.00	0	1.750	1,289,837.50
VENHGR 1.8 8-1-24	923040GU7	1.800%	1,000,000.00	8/1/2024		3.713	10/31/2019	3,000.00	1,000,000.00	0	1.800	1,038,930.00
NYS 2.01 2-15-24	649791PP9	2.010%	3,075,000.00	2/15/2024		3.272	10/31/2019	7,897.63	3,075,943.02	0	2.001	3,230,564.25
CAR 1.75 11-1-22	144880AY7	1.750%	1,010,000.00	11/1/2022		2.043	11/5/2019	7,364.58	1,008,978.06	0	1.800	1,040,512.10
TXS 3.112 10-1-23	882724GU5	3.112%	3,000,000.00	10/1/2023		2.850	11/6/2019	46,680.00	3,111,819.78	0	1.820	3,253,560.00
EASUTL 3.2 2-1-23	270618DR9	3.200%	1,000,000.00	2/1/2023		2.260	11/14/2019	5,333.33	1,025,850.83	0	2.050	1,056,780.00
HIS 1.505 10-1-20	419792KD7	1.505%	4,760,000.00	10/1/2020		0.003	11/18/2019	35,819.00	4,760,000.00	0	1.701	4,760,000.00
TXS 1.777 10-1-20	882723AA1	1.777%	2,000,000.00	10/1/2020		0.003	11/18/2019	17,770.00	2,000,000.00	0	1.670	2,000,000.00
BARSCD 4.0 2-15-22	067167YM2	4.000%	2,920,000.00	2/15/2022		1.346	11/21/2019	14,924.44	3,001,799.73	0	1.909	3,055,809.20
BARSCD 4.0 2-15-23	067167YN0	4.000%	3,320,000.00	2/15/2023		2.282	11/21/2019	16,968.89	3,474,391.06	0	1.970	3,576,270.80
BARSCD 4.0 2-15-24	067167YP5	4.000%	1,500,000.00	2/15/2024		3.183	11/21/2019	7,666.67	1,593,138.10	0	2.069	1,658,505.00

Description	CUSIP	Coupon	Par Value	Maturity Date	Call Date Avg Life	Mod DTW	Purchase Date	Accrued Interest	Book Value	YTC	Current Yield	Market Value
DALUTL 2.21 10-1-20	2354167C2	2.210%	2,000,000.00	10/1/2020		0.003	11/21/2019	22,100.00	2,000,000.00	0	1.700	2,000,000.00
BIRWTR 2.161 1-1-23	091096NC7	2.161%	1,000,000.00	1/1/2023		2.200	11/26/2019	5,402.50	1,000,000.00	0	2.161	1,036,940.00
BIRWTR 2.201 1-1-24	091096ND5	2.201%	1,000,000.00	1/1/2024		3.141	11/26/2019	5,502.50	1,000,000.00	0	2.201	1,050,130.00
RALGEN 1.801 3-1-22	751100MD7	1.801%	1,000,000.00	3/1/2022		1.406	11/26/2019	1,500.83	1,000,000.00	0	1.801	1,019,660.00
RALGEN 1.893 3-1-23	751100ME5	1.893%	1,000,000.00	3/1/2023		2.373	11/26/2019	1,577.50	1,000,000.00	0	1.893	1,033,630.00
RALGEN 1.993 3-1-24	751100MF2	1.993%	1,000,000.00	3/1/2024		3.318	11/26/2019	1,660.83	1,000,000.00	0	1.993	1,047,500.00
PAS 2.0 12-3-20	702725M58	2.000%	5,000,000.00	12/3/2020		0.175	12/3/2019	82,777.78	5,002,116.67	0	1.751	5,012,950.00
PAS 2.0 12-3-20	702725M58	2.000%	5,000,000.00	12/3/2020		0.175	12/3/2019	82,777.78	5,002,539.99	0	1.701	5,012,950.00
METUTL 1.917 5-1-22	592481LF0	1.917%	1,345,000.00	5/1/2022		1.558	12/4/2019	10,743.19	1,347,255.38	0	1.809	1,378,705.70
METUTL 2.0 5-1-23	592481LG8	2.000%	1,420,000.00	5/1/2023		2.513	12/4/2019	11,833.33	1,425,295.87	0	1.851	1,477,368.00
CHFSCD 2.001 8-1-23	157411TJ8	2.001%	2,500,000.00	8/1/2023		2.763	12/5/2019	8,337.50	2,500,000.00	0	2.001	2,597,250.00
CHFSCD 2.101 8-1-24	157411TK5	2.101%	3,750,000.00	8/1/2024		3.694	12/5/2019	13,131.25	3,750,000.00	0	2.101	3,938,512.50
BER 2.0 12-11-20	083763VJ8	2.000%	6,070,000.00	12/11/2020		0.197	12/11/2019	97,794.44	6,073,717.20	0	1.681	6,087,785.10
TXS 4.0 4-1-23	882724QB6	4.000%	1,200,000.00	4/1/2023		2.365	12/11/2019	24,000.00	1,261,639.35	0	1.872	1,310,952.00
TXS 4.0 4-1-22	882724QA8	4.000%	1,000,000.00	4/1/2022		1.446	12/11/2019	20,000.00	1,032,141.47	0	1.804	1,055,760.00
RISWTR 1.784 10-1-21	76221UFZ4	1.784%	2,500,000.00	10/1/2021		0.993	12/18/2019	22,300.00	2,500,000.00	0	1.784	2,534,800.00
RISWTR 1.845 10-1-22	76221UGA8	1.845%	1,000,000.00	10/1/2022		1.965	12/18/2019	9,225.00	1,000,000.00	0	1.845	1,027,890.00
RISWTR 1.908 10-1-23	76221UGB6	1.908%	1,440,000.00	10/1/2023		2.917	12/18/2019	13,737.60	1,440,000.00	0	1.908	1,499,428.80
MAT 2.136 3-1-24	576544Z60	2.136%	1,000,000.00	3/1/2024		3.310	12/19/2019	1,780.00	1,000,000.00	0	2.136	1,042,980.00
FLSPOL 1.85 1-15-21	343246EJ9	1.850%	10,000,000.00	1/15/2021		0.293	1/16/2020	39,055.56	10,001,132.22	0	1.810	10,045,500.00
HIS 2.75 1-1-21	419792XB7	2.750%	2,000,000.00	1/1/2021		0.255	1/24/2020	13,750.00	2,005,445.28	0	1.650	2,012,120.00
MIS 1.8 5-1-21	594612DT7	1.800%	6,750,000.00	5/1/2021		0.582	1/24/2020	50,625.00	6,755,774.94	0	1.651	6,783,817.50
NYC 2.65 3-1-21	64966MWG0	2.650%	1,445,000.00	3/1/2021		0.416	1/27/2020	22,337.29	1,455,693.88	0	1.650	1,456,820.10
FLSPOL 2.1 1-15-24	343246EM2	2.100%	3,320,000.00	1/15/2024		3.186	3/3/2020	14,718.67	3,410,311.84	0	1.250	3,485,103.60
CINWTR 2.568 12-1-21	172311KB7	2.568%	7,280,000.00	12/1/2021		1.151	3/5/2020	62,316.80	7,406,483.47	0	1.061	7,426,692.00
PTMTRN 1.782 9-1-21	73474TAL4	1.782%	1,800,000.00	9/1/2021		0.915	3/5/2020	2,673.00	1,811,950.34	0	1.050	1,825,092.00
CAS 2.5 10-1-22	13063DDF2	2.500%	1,700,000.00	10/1/2022		1.943	3/18/2020	21,250.00	1,729,858.58	0	1.600	1,769,870.00
NYSWTR 2.826 6-15-24	64986DEG6	2.826%	5,000,000.00	6/15/2024		3.525	3/19/2020	41,605.00	5,255,574.17	0	1.400	5,374,550.00
CIN 0.87 12-1-21	172217J36	0.870%	1,255,000.00	12/1/2021		1.166	3/19/2020	3,639.50	1,255,000.00	0	0.870	1,260,321.20
CIN 0.97 12-1-22	172217J44	0.970%	1,925,000.00	12/1/2022		2.151	3/19/2020	6,224.17	1,925,000.00	0	0.970	1,942,613.75
PTMTRN 1.782 9-1-21	73474TAL4	1.782%	1,000,000.00	9/1/2021		0.915	3/25/2020	1,485.00	995,349.08	0	2.300	1,013,940.00
AUSPWR 2.524 11-15-2	052414RP6	2.524%	2,000,000.00	11/15/2023		2.999	3/25/2020	19,070.22	2,046,609.25	0	1.750	2,128,780.00
GRAPWR 1.594 1-1-24	387883YZ8	1.594%	8,615,000.00	1/1/2024		3.182	3/25/2020	34,330.78	8,763,894.43	0	1.050	8,901,621.05
CHA 1.508 7-1-23	161035KF6	1.508%	4,100,000.00	7/1/2023		2.663	3/26/2020	35,551.10	4,073,537.45	0	1.749	4,221,770.00
CHA 1.574 7-1-24	161035KG4	1.574%	5,000,000.00	7/1/2024		3.581	3/26/2020	45,252.50	4,959,322.94	0	1.799	5,196,800.00
AUSPWR 2.425 11-15-2	052414RL5	2.425%	8,000,000.00	11/15/2020		0.126	3/30/2020	73,288.89	8,000,690.47	0	2.351	8,021,200.00
DALUTL 2.21 10-1-20	2354167C2	2.210%	3,600,000.00	10/1/2020		0.003	3/30/2020	39,780.00	3,600,000.00	0	1.700	3,600,000.00
ROC 3.0 6-1-24	774221FS9	3.000%	1,530,000.00	6/1/2024		3.476	4/3/2020	15,300.00	1,622,592.50	0	1.300	1,677,002.40
WTN 3.25 8-1-23	961114NH4	3.250%	1,510,000.00	8/1/2023		2.723	4/3/2020	8,179.17	1,592,303.91	0	1.280	1,609,705.30
MER 2.114 5-1-23	587839J77	2.114%	1,775,000.00	5/1/2023		2.510	4/6/2020	15,634.79	1,811,501.70	0	1.300	1,827,806.25
MER 2.194 5-1-24	587839J85	2.194%	1,430,000.00	5/1/2024		3.440	4/6/2020	13,072.57	1,469,428.35	0	1.400	1,488,687.20
LOSUTL 2.657 6-1-23	53945CGZ7	2.657%	2,000,000.00	6/1/2023		2.575	4/6/2020	17,713.33	2,068,068.39	0	1.350	2,085,440.00
ENEPWR 2.953 7-1-22	29270CYQ2	2.953%	3,000,000.00	7/1/2022		1.710	4/9/2020	22,147.50	3,066,950.16	0	1.650	3,124,770.00
METPOL 2.124 4-1-25	59164GEN8	2.124%	2,000,000.00	4/1/2025		4.277	4/13/2020	21,240.00	2,049,553.15	0	1.550	2,123,280.00
LOS 3.32 9-1-24	544351MQ9	3.320%	5,000,000.00	9/1/2024		3.706	4/13/2020	13,833.33	5,304,586.15	0	1.700	5,547,550.00
COLWTR 2.167 2-1-25	198504A36	2.167%	1,500,000.00	2/1/2025		4.151	4/15/2020	5,417.50	1,544,874.93	0	1.450	1,568,325.00
NYSFAC 2.62 1-15-24	64985HY77	2.620%	2,260,000.00	1/15/2024		3.162	4/15/2020	12,500.31	2,351,784.01	0	1.350	2,402,967.60
NYSWTR 2.438 6-15-22	64986DEE1	2.438%	4,230,000.00	6/15/2022		1.673	4/17/2020	30,365.29	4,310,769.01	0	1.300	4,366,079.10
MTR 1.17 6-1-24	59163PLB7	1.170%	5,000,000.00	6/1/2024		3.589	4/30/2020	24,537.50	5,000,000.00	0	1.170	5,136,600.00
MTR 1.09 6-1-23	59163PLA9	1.090%	5,000,000.00	6/1/2023		2.629	4/30/2020	22,859.72	5,000,000.00	0	1.090	5,099,750.00
WIS 1.775 5-1-24	97705MQJ7	1.775%	1,760,000.00	5/1/2024		3.466	4/30/2020	13,016.67	1,786,015.80	0	1.350	1,835,468.80
SDOWTR 1.131 8-1-21	79730CJ5	1.131%	1,000,000.00	8/1/2021		0.833	5/11/2020	1,885.00	1,000,000.00	0	1.131	1,007,190.00
SDOWTR 1.231 8-1-22	79730CJF2	1.231%	1,000,000.00	8/1/2022		1.818	5/11/2020	2,051.67	1,000,000.00	0	1.231	1,014,980.00
SDOWTR 1.327 8-1-23	79730CJG0	1.327%	1,000,000.00	8/1/2023		2.787	5/11/2020	2,211.67	1,000,000.00	0	1.327	1,021,440.00
SDOWTR 1.532 8-1-24	79730CJH8	1.532%	1,000,000.00	8/1/2024		3.731	5/11/2020	2,553.33	1,000,000.00	0	1.532	1,031,520.00
OKC 3.0 3-1-23	678519C80	3.000%	3,170,000.00	3/1/2023		2.287	5/14/2020	55,475.00	3,297,437.34	0	1.297	3,347,361.50
OKC 3.0 3-1-24	678519C98	3.000%	3,170,000.00	3/1/2024		3.152	5/14/2020	55,475.00	3,338,146.30	0	1.397	3,402,646.30
OKC 3.0 3-1-25	678519D22	3.000%	2,580,000.00	3/1/2025		3.978	5/14/2020	45,150.00	2,738,602.71	0	1.548	2,818,340.40
ROA 2.0 2-1-24	770078BC6	2.000%	2,605,000.00	2/1/2024		3.252	5/14/2020	8,683.33	2,677,013.89	0	1.151	2,704,719.40
ROA 2.0 2-1-25	770078BD4	2.000%	3,755,000.00	2/1/2025		4.187	5/14/2020	12,516.67	3,873,123.85	0	1.250	3,928,856.50
SMTSCD 1.162 8-1-22	799055QR2	1.162%	1,000,000.00	8/1/2022		1.819	5/19/2020	1,936.67	1,000,000.00	0	1.162	1,012,260.00
SMTSCD 1.062 8-1-21	799055QQ4	1.062%	1,000,000.00	8/1/2021		0.833	5/19/2020	1,770.00	1,000,000.00	0	1.062	1,005,200.00
JERDEV 3.0 5-27-21	476637AC7	3.000%	5,000,000.00	5/27/2021		0.651	5/27/2020	51,666.67	5,056,657.56	0	1.250	5,086,850.00



Description	CUSIP	Coupon	Par Value	Maturity Date	Call Date Avg Life	Mod DTW	Purchase Date	Accrued Interest	Book Value	YTC	Current Yield	Market Value
PLK 2.0 6-1-22	731197W96	2.000%	1,015,000.00	6/1/2022		1.641	6/4/2020	6,597.50	1,031,392.21	0	1.020	1,038,030.35
PLK 2.0 6-1-23	731197X20	2.000%	2,065,000.00	6/1/2023		2.598	6/4/2020	13,422.50	2,115,299.52	0	1.070	2,138,121.65
PLK 2.0 6-1-24	731197X38	2.000%	2,105,000.00	6/1/2024		3.537	6/4/2020	13,682.50	2,171,274.19	0	1.120	2,203,977.10
MTR 1.32 6-1-25	59163PLC5	1.320%	2,595,000.00	6/1/2025		4.504	6/8/2020	14,367.65	2,651,150.25	0	0.846	2,685,617.40
MTR 1.32 6-1-25	59163PLC5	1.320%	5,000,000.00	6/1/2025		4.504	6/8/2020	27,683.34	5,107,439.29	0	0.849	5,174,600.00
SCOSCD 0.00 8-15-21	833715HA6	0.000%	1,000,000.00	8/15/2021		0.873	6/11/2020	0.00	988,931.45	0	1.280	996,670.00
SJSHGR 3.5 9-1-23	798189RE8	3.500%	1,000,000.00	9/1/2023		2.799	6/16/2020	10,208.33	1,076,532.52	0	0.837	1,084,080.00
JER 2.0 4-1-21	476576PW7	2.000%	6,565,000.00	4/1/2021		0.500	6/17/2020	37,931.11	6,609,247.69	0	0.651	6,611,874.10
FOR 5.0 3-1-23	346766WM6	5.000%	1,000,000.00	3/1/2023		2.332	6/17/2020	4,166.67	1,093,397.54	0	1.073	1,103,770.00
LEXSCD 2.0 2-1-24	529063VE6	2.000%	1,125,000.00	2/1/2024		3.259	6/29/2020	3,750.00	1,170,060.12	0	0.780	1,173,352.50
LEXSCD 2.0 2-1-25	529063VF3	2.000%	2,560,000.00	2/1/2025		4.197	6/29/2020	8,533.33	2,681,575.22	0	0.880	2,691,916.80
SCOSCD 4.0 8-15-24	833715HW8	4.000%	1,000,000.00	8/15/2024		3.629	7/7/2020	5,111.11	1,118,433.41	0	0.879	1,132,770.00
DALUTL 0.857 10-1-24	23542JQN8	0.857%	1,000,000.00	10/1/2024		3.927	7/7/2020	1,999.67	1,000,000.00	0	0.857	1,008,310.00
TXSTRN 5.0 4-1-25	882830AD4	5.000%	1,000,000.00	4/1/2025		4.088	7/8/2020	11,527.78	1,183,232.18	0	0.839	1,191,110.00
TXSTRN 5.0 4-1-24	882830AC6	5.000%	1,000,000.00	4/1/2024		3.244	7/8/2020	11,527.78	1,146,856.15	0	0.739	1,153,190.00
FSCSCD 0.00 2-15-25	35880CD50	0.000%	3,205,000.00	2/15/2025		4.378	7/15/2020	0.00	3,016,367.19	0	1.394	3,062,986.45
SMCHGR 3.154 8-1-24	802385QY3	3.154%	1,100,000.00	8/1/2024		3.637	7/15/2020	5,782.33	1,204,039.31	0	0.650	1,204,181.00
MONUTL 1.827 9-1-24	613105KW4	1.827%	2,500,000.00	9/1/2024		3.798	7/15/2020	3,806.25	2,613,506.90	0	0.650	2,627,275.00
WIN 0.83 6-1-25	975673GE8	0.830%	1,000,000.00	6/1/2025		4.582	7/14/2020	1,775.28	1,000,000.00	0	0.830	1,010,540.00
YSLSCD 0.00 8-15-23	98816PDM1	0.000%	1,000,000.00	8/15/2023		2.872	7/22/2020	0.00	970,226.77	0	1.055	974,450.00
CRIUTL 1.035 7-15-24	220245K45	1.035%	1,000,000.00	7/15/2024		3.721	7/22/2020	1,983.75	1,000,000.00	0	1.035	1,007,090.00
CRIUTL 1.135 7-15-25	220245K52	1.135%	1,000,000.00	7/15/2025		4.668	7/22/2020	2,175.42	1,000,000.00	0	1.135	1,008,640.00
ARLSCD 0.00 2-15-24	0418265M6	0.000%	1,000,000.00	2/15/2024		3.376	7/30/2020	0.00	961,200.97	0	1.177	971,370.00
ARLSCD 5.0 2-15-25	0418265N4	5.000%	1,000,000.00	2/15/2025		4.071	7/30/2020	8,472.22	1,177,703.16	0	0.848	1,178,100.00
FLBSCD 0.00 8-15-23	343400EQ6	0.000%	1,000,000.00	8/15/2023		2.872	8/19/2020	0.00	976,423.94	0	0.832	977,830.00
TYLSCD 0.00 2-15-24	902273XX4	0.000%	1,500,000.00	2/15/2024		3.376	8/20/2020	0.00	1,454,372.22	0	0.918	1,456,080.00
TYLSCD 0.00 2-15-25	902273XY2	0.000%	1,400,000.00	2/15/2025		4.378	8/20/2020	0.00	1,339,202.90	0	1.018	1,340,878.00
PASSCD 5.0 2-15-25	702334EC3	5.000%	2,350,000.00	2/15/2025		4.001	8/20/2020	13,381.94	2,776,598.84	0	0.768	2,775,185.50
TOP 1.5 10-1-21	8905684B1	1.500%	10,000,000.00	10/1/2021		0.992	8/18/2020	17,916.67	10,111,483.87	0	0.380	10,119,000.00
FXVHGR 0.45 12-1-23	351594UW4	0.450%	1,350,000.00	12/1/2023		3.146	9/8/2020	388.13	1,350,000.00	0	0.450	1,348,947.00
FXVHGR 0.55 12-1-24	351594UX2	0.550%	2,000,000.00	12/1/2024		4.120	9/8/2020	702.78	2,000,000.00	0	0.550	1,997,840.00
LUBUTL 1.926 2-15-24	549233BW3	1.926%	1,000,000.00	2/15/2024		3.279	9/15/2020	2,461.00	1,045,932.93	0	0.550	1,045,390.00
RKWSCD 0.00 2-15-23	774286AQ1	0.000%	1,175,000.00	2/15/2023		2.376	9/17/2020	0.00	1,156,639.48	0	0.664	1,156,834.50
RKWSCD 0.00 2-15-24	774286AR9	0.000%	2,015,000.00	2/15/2024		3.376	9/17/2020	0.00	1,956,875.58	0	0.869	1,956,645.60
RKWSCD 0.00 2-15-25	774286AS7	0.000%	1,000,000.00	2/15/2025		4.378	9/17/2020	0.00	958,586.69	0	0.969	958,190.00
CMC 1.0 9-21-21	139501RB8	1.000%	10,000,000.00	9/21/2021		0.973	9/21/2020	2,777.78	10,071,955.00	0	0.260	10,074,100.00
ARS 2.0 7-1-24	041042L75	2.000%	1,070,000.00	7/1/2024		3.637	9/30/2020	59.44	1,127,544.60	0	0.550	1,131,054.20
<b>Subtotal Municipal Bonds</b>		<b>2.216%</b>	<b>390,245,000.00</b>	<b>8/31/2022</b>		<b>1.881</b>		<b>2,622,323.16</b>	<b>395,103,668.83</b>		<b>1.616</b>	<b>401,154,040.50</b>
<b>Money Market Mutual Funds</b>												
CHASE MONEY MARKET F		0.010%	0.00	10/1/2020		0.000	2/1/2008	0.00	0.00	0	0.010	0.00
TexStar960 Cash Rese		0.134%	840,974,233.81	10/1/2020		0.088	7/31/2019	0.00	840,974,233.81	0	0.134	840,974,233.81
<b>Subtotal Money Market Mutual Funds</b>		<b>0.134%</b>	<b>840,974,233.81</b>	<b>10/1/2020</b>		<b>0.088</b>		<b>0.00</b>	<b>840,974,233.81</b>		<b>0.134</b>	<b>840,974,233.81</b>
<b>TOTAL FUND 9900</b>		<b>1.534%</b>	<b>4,731,970,948.53</b>	<b>1/26/2022</b>		<b>1.309</b>		<b>19,762,416.51</b>	<b>4,744,918,190.54</b>		<b>1.452</b>	<b>4,815,237,062.62</b>

**INVESTMENT BY SECTOR AND MATURITY - TAX EXEMPT FUND 9901  
AS OF September 30, 2020**

Description	Coupon	Par Value	Maturity Date	Call Date	Mod DTW	Purchase Date	Accrued Interest	Book Value	YTC	Current Yield	Market Value	
<b>Municipal Bonds</b>												
WIL 5.0 2-15-22	969887P36	5.000%	1,000,000.00	2/15/2022		1.340	3/20/2019	6,388.89	1,044,858.43	0	1.640	1,066,610.00
TXS 6.0 8-1-21	882723RW1	6.000%	1,350,000.00	8/1/2021		0.822	8/19/2019	13,500.00	1,405,011.86	0	1.050	1,414,354.50
MDS 5.0 3-15-23 TE P	574193NE4	5.000%	1,310,000.00	3/15/2023		2.345	3/18/2020	2,911.11	1,430,391.94	0	1.180	1,465,405.30
MON 5.0 12-1-22 TE P	6133405U8	5.000%	1,500,000.00	12/1/2022		2.056	3/18/2020	25,000.00	1,612,054.43	0	1.470	1,657,950.00
TXS 6.0 8-1-23	882723RY7	6.000%	2,200,000.00	8/1/2023		2.644	8/18/2020	22,000.00	2,550,047.12	0	0.350	2,555,080.00
<b>Subtotal Municipal Bonds</b>		<b>5.482%</b>	<b>7,360,000.00</b>	<b>11/1/2022</b>		<b>2.055</b>		<b>68,924.99</b>	<b>8,069,280.16</b>		<b>1.012</b>	<b>8,180,052.60</b>
<b>TOTAL FUND 9901</b>		<b>5.482%</b>	<b>7,360,000.00</b>	<b>11/1/2022</b>		<b>2.055</b>		<b>68,924.99</b>	<b>8,069,280.16</b>		<b>1.012</b>	<b>8,180,052.60</b>

INVESTMENT BY SECTOR AND MATURITY - HOUSING DEPARTMENT SECTION 108 FUND 9902  
AS OF September 30, 2020

Description		Coupon	Par Value	Maturity Date	Call Date	Mod DTW	Purchase Date	Accrued Interest	Book Value	YTC	Current Yield	Market Value
<b>Treasury Bills</b>												
B 0.083 10-1-20	9127962J7	0.083%	4,000,000.00	10/1/2020		0.003	8/28/2020	0.00	4,000,000.00	0	0.083	4,000,000.00
B 0.09 10-8-20	912796TN9	0.090%	4,000,000.00	10/8/2020		0.022	9/4/2020	0.00	3,999,920.00	0	0.090	3,999,960.00
<b>Subtotal Treasury Bills</b>		<b>0.865%</b>	<b>8,000,000.00</b>	<b>10/4/2020</b>		<b>0.012</b>		<b>0.00</b>	<b>7,999,920.00</b>		<b>0.087</b>	<b>7,999,960.00</b>
<b>TOTAL FUND 9902</b>		<b>0.865%</b>	<b>8,000,000.00</b>	<b>10/4/2020</b>		<b>0.012</b>		<b>0.00</b>	<b>7,999,920.00</b>		<b>0.087</b>	<b>7,999,960.00</b>
<b>GRAND TOTALS</b>		<b>1.538%</b>	<b>4,747,330,948.53</b>	<b>1/26/2022</b>		<b>1.308</b>		<b>19,832,216.51</b>	<b>4,760,960,474.32</b>		<b>1.449</b>	<b>4,831,396,422.42</b>

## **Appendix II**

### **Investments by Sector and Maturity as of June 30, 2020**

INVESTMENT BY SECTOR AND MATURITY - GENERAL FUND 9900  
AS OF June 30, 2020

Description	CUSIP	Coupon	Par Value	Maturity Date	Call Date Avg Life	Mod DTW	Purchase Date	Accrued Interest	Book Value	YTC	Current Yield	Market Value
<b>Treasury Notes</b>												
T 2.625 11-15-20	912828PC8	2.625%	20,000,000.00	11/15/2020		0.378	11/23/2016	67,051.63	20,067,670.34	0	1.695	20,179,600.00
T 1.375 8-31-20	912828L32	1.375%	25,000,000.00	8/31/2020		0.170	12/28/2016	114,894.70	24,982,494.64	0	1.803	25,049,500.00
T 1.375 10-31-20	912828L99	1.375%	25,000,000.00	10/31/2020		0.337	1/24/2017	57,914.40	24,974,510.02	0	1.689	25,098,250.00
T 2.625 11-15-20	912828PC8	2.625%	25,000,000.00	11/15/2020		0.378	1/25/2017	83,814.54	25,083,186.27	0	1.711	25,224,500.00
T 1.375 10-31-20	912828L99	1.375%	25,000,000.00	10/31/2020		0.337	2/2/2017	57,914.40	24,975,396.62	0	1.678	25,098,250.00
T 1.125 6-30-21	912828S27	1.125%	25,000,000.00	6/30/2021		0.997	2/9/2017	764.27	24,842,469.83	0	1.783	25,235,250.00
T 1.375 4-30-21	912828Q78	1.375%	25,000,000.00	4/30/2021		0.830	2/14/2017	57,914.40	24,904,907.23	0	1.852	25,246,000.00
T 1.125 6-30-21	912828S27	1.125%	25,000,000.00	6/30/2021		0.997	6/20/2017	764.27	24,861,395.81	0	1.701	25,235,250.00
T 2.625 11-15-20	912828PC8	2.625%	25,000,000.00	11/15/2020		0.378	9/21/2017	83,814.54	25,091,795.18	0	1.623	25,224,500.00
T 2.0 11-30-20	912828A42	2.000%	20,000,000.00	11/30/2020		0.419	9/27/2017	33,879.78	20,028,543.25	0	1.648	20,146,800.00
T 2.625 11-15-20	912828PC8	2.625%	20,000,000.00	11/15/2020		0.378	10/16/2017	67,051.63	20,070,087.69	0	1.669	20,179,600.00
T 2.625 11-15-20	912828PC8	2.625%	20,000,000.00	11/15/2020		0.378	10/17/2017	67,051.63	20,069,263.38	0	1.680	20,179,600.00
T 1.75 6-30-22	912828XW5	1.750%	25,000,000.00	6/30/2022		1.974	10/25/2017	1,188.86	24,859,006.97	0	2.047	25,787,000.00
T 2.625 11-15-20	912828PC8	2.625%	25,000,000.00	11/15/2020		0.378	11/14/2017	83,814.54	25,073,709.55	0	1.819	25,224,500.00
T 2.125 6-30-21	912828WR7	2.125%	25,000,000.00	6/30/2021		0.995	12/8/2017	1,443.62	25,028,241.43	0	2.007	25,483,500.00
T 2.125 6-30-21	912828WR7	2.125%	25,000,000.00	6/30/2021		0.995	12/12/2017	1,443.61	25,019,802.51	0	2.042	25,483,500.00
T 2.125 6-30-21	912828WR7	2.125%	25,000,000.00	6/30/2021		0.995	12/20/2017	1,443.61	25,011,623.21	0	2.076	25,483,500.00
T 2.125 6-30-21	912828WR7	2.125%	25,000,000.00	6/30/2021		0.995	12/20/2017	1,443.61	25,007,472.08	0	2.094	25,483,500.00
T 1.125 6-30-21	912828S27	1.125%	25,000,000.00	6/30/2021		0.997	12/26/2017	764.27	24,764,501.44	0	2.107	25,235,250.00
T 2.125 6-30-21	912828WR7	2.125%	25,000,000.00	6/30/2021		0.995	1/4/2018	1,443.61	24,998,040.01	0	2.133	25,483,500.00
T 2.625 11-15-20	912828PC8	2.625%	25,000,000.00	11/15/2020		0.378	1/9/2018	83,814.54	25,052,300.96	0	2.051	25,224,500.00
T 2.625 11-15-20	912828PC8	2.625%	25,000,000.00	11/15/2020		0.378	1/25/2018	83,814.54	25,038,260.30	0	2.204	25,224,500.00
T 1.125 6-30-21	912828S27	1.125%	25,000,000.00	6/30/2021		0.997	2/2/2018	764.27	24,687,107.46	0	2.436	25,235,250.00
T 1.125 6-30-21	912828S27	1.125%	25,000,000.00	6/30/2021		0.997	2/15/2018	764.27	24,679,170.24	0	2.513	25,235,250.00
T 1.125 6-30-21	912828S27	1.125%	25,000,000.00	6/30/2021		0.997	2/20/2018	764.27	24,674,663.67	0	2.489	25,235,250.00
T 1.75 11-15-20	912828G3	1.750%	25,000,000.00	11/15/2020		0.378	2/28/2018	55,876.36	24,941,252.53	0	2.396	25,143,500.00
T 2.0 11-15-21	912828RR3	2.000%	25,000,000.00	11/15/2021		1.360	3/7/2018	63,858.70	24,836,869.88	0	2.499	25,625,000.00
T 2.0 10-31-21	912828F96	2.000%	25,000,000.00	10/31/2021		1.318	3/14/2018	84,239.13	24,834,442.15	0	2.522	25,609,500.00
T 3.125 5-15-21	912828QN3	3.125%	25,000,000.00	5/15/2021		0.867	3/29/2018	99,779.21	25,145,541.13	0	2.428	25,638,750.00
T 3.125 5-15-21	912828QN3	3.125%	25,000,000.00	5/15/2021		0.867	5/22/2018	99,779.21	25,080,670.00	0	2.738	25,638,750.00
T 1.125 8-31-21	9128282F6	1.125%	25,000,000.00	8/31/2021		1.158	6/7/2018	94,004.76	24,562,175.90	0	2.700	25,273,500.00
T 1.125 8-31-21	9128282F6	1.125%	25,000,000.00	8/31/2021		1.158	6/7/2018	94,004.76	24,561,469.69	0	2.752	25,273,500.00
T 1.125 6-30-21	912828S27	1.125%	25,000,000.00	6/30/2021		0.997	6/11/2018	764.27	24,631,406.77	0	2.671	25,235,250.00
T 2.125 8-15-21	912828RC6	2.125%	25,000,000.00	8/15/2021		1.109	6/12/2018	199,948.49	24,842,567.18	0	2.712	25,543,000.00
T 2.0 8-31-21	912828D72	2.000%	25,000,000.00	8/31/2021		1.152	6/26/2018	167,119.57	24,817,700.52	0	2.654	25,530,250.00
T 1.75 11-15-20	912828G3	1.750%	25,000,000.00	11/15/2020		0.378	9/10/2018	55,876.36	24,910,719.90	0	2.731	25,143,500.00
T 1.625 10-15-20	912828Z2	1.625%	25,000,000.00	10/15/2020		0.293	9/13/2018	85,467.90	24,919,884.77	0	2.759	25,103,750.00
T 1.75 11-15-20	912828G3	1.750%	25,000,000.00	11/15/2020		0.378	9/14/2018	55,876.36	24,927,937.00	0	2.796	25,143,500.00
T 2.625 11-15-20	912828PC8	2.625%	25,000,000.00	11/15/2020		0.378	9/17/2018	83,814.54	24,983,282.24	0	2.808	25,224,500.00
T 2.625 6-15-21	9128284T4	2.625%	25,000,000.00	6/15/2021		0.952	9/20/2018	28,688.52	24,938,414.96	0	2.893	25,584,000.00
T 2.625 6-15-21	9128284T4	2.625%	25,000,000.00	6/15/2021		0.952	9/21/2018	28,688.52	24,939,038.23	0	2.891	25,584,000.00
T 2.625 5-15-21	9128284P2	2.625%	25,000,000.00	5/15/2021		0.869	9/25/2018	83,814.54	24,943,712.29	0	2.894	25,531,250.00
T 1.375 5-31-21	912828R77	1.375%	25,000,000.00	5/31/2021		0.913	9/27/2018	29,115.44	24,669,837.90	0	2.881	25,273,500.00
T 1.625 10-15-20	912828Z2	1.625%	25,000,000.00	10/15/2020		0.293	9/28/2018	85,467.90	24,915,623.96	0	2.819	25,103,750.00
T 1.625 11-30-20	912828M98	1.625%	25,000,000.00	11/30/2020		0.419	10/10/2018	34,409.15	24,869,692.59	0	2.918	25,146,500.00
T 1.375 8-31-20	912828L32	1.375%	25,000,000.00	8/31/2020		0.170	10/15/2018	114,894.70	24,939,453.13	0	2.852	25,049,500.00
T 1.875 12-15-20	912828L2	1.875%	25,000,000.00	12/15/2020		0.460	10/16/2018	20,491.80	24,887,375.54	0	2.893	25,193,250.00
T 1.125 8-31-20	912828V9	1.125%	25,000,000.00	8/31/2020		0.170	10/22/2018	177,564.54	24,968,522.76	0	2.892	25,080,500.00
T 2.625 5-15-21	9128284P2	2.625%	25,000,000.00	5/15/2021		0.869	11/27/2018	83,814.54	24,952,925.33	0	2.849	25,531,250.00
T 2.625 7-31-20	912828Y46	2.625%	25,000,000.00	7/31/2020		0.085	12/12/2018	274,038.46	24,996,501.06	0	2.794	25,050,500.00
T 2.625 8-31-20	9128284Y3	2.625%	25,000,000.00	8/31/2020		0.170	1/8/2019	219,344.43	25,000,402.97	0	2.614	25,101,250.00
T 2.625 5-15-21	9128284P2	2.625%	25,000,000.00	5/15/2021		0.869	1/16/2019	83,814.54	25,013,193.92	0	2.562	25,531,250.00
T 2.375 4-15-21	9128284G2	2.375%	25,000,000.00	4/15/2021		0.786	1/17/2019	124,914.62	24,964,161.72	0	2.562	25,431,750.00
T 2.625 5-15-21	9128284P2	2.625%	25,000,000.00	5/15/2021		0.869	1/18/2019	83,814.54	25,005,877.79	0	2.596	25,531,250.00
T 7.25 8-15-22	912810EM6	7.250%	25,000,000.00	8/15/2022		1.966	2/12/2019	682,177.20	27,406,054.71	0	2.496	28,763,750.00
T 2.625 5-15-21	9128284P2	2.625%	25,000,000.00	5/15/2021		0.869	3/20/2019	83,814.54	25,035,625.31	0	2.466	25,531,250.00
T 8.125 8-15-21	912810EKO	8.125%	25,000,000.00	8/15/2021		1.070	3/26/2019	764,508.93	26,598,112.64	0	2.521	27,242,250.00
T 1.625 7-31-20	912828XM7	1.625%	25,000,000.00	7/31/2020		0.085	3/28/2019	169,642.86	24,985,449.02	0	2.324	25,030,000.00
T 2.875 10-31-23	9128285K2	2.875%	25,000,000.00	10/31/2023		3.191	6/17/2019	121,093.75	25,814,816.33	0	1.852	27,226,500.00
T 2.625 5-15-21	9128284P2	2.625%	25,000,000.00	5/15/2021		0.869	9/5/2019	83,814.54	25,211,210.88	0	1.640	25,531,250.00
T 2.75 5-31-23	9128284S6	2.750%	25,000,000.00	5/31/2023		2.819	9/10/2019	58,230.87	25,883,153.14	0	1.500	26,867,250.00
T 2.125 5-15-22	9128286U9	2.125%	20,000,000.00	5/15/2022		1.844	9/13/2019	54,279.89	20,156,749.99	0	1.695	20,729,000.00

Description	CUSIP	Coupon	Par Value	Maturity Date	Call Date Avg Life	Mod DTW	Purchase Date	Accrued Interest	Book Value	YTC	Current Yield	Market Value
T 2.75 11-15-23	912828WE6	2.750%	20,000,000.00	11/15/2023		3.238	9/16/2019	70,244.57	20,634,587.64	0	1.770	21,714,000.00
T 2.5 5-15-24	912828WJ5	2.500%	25,000,000.00	5/15/2024		3.710	9/27/2019	79,823.37	25,846,088.65	0	1.590	27,200,250.00
T 2.0 6-30-24	912828X3	2.000%	25,000,000.00	6/30/2024		3.865	12/10/2019	1,358.70	25,298,384.46	0	1.689	26,766,500.00
T 1.75 6-30-24	912828XZ8	1.750%	25,000,000.00	6/30/2024		3.881	12/13/2019	1,188.86	25,006,871.81	0	1.743	26,518,500.00
T 2.5 5-15-24	912828WJ5	2.500%	25,000,000.00	5/15/2024		3.709	12/18/2019	79,823.37	25,697,784.22	0	1.748	27,200,250.00
T 2.75 11-15-23	912828WE6	2.750%	25,000,000.00	11/15/2023		3.239	12/19/2019	87,805.71	25,836,205.09	0	1.721	27,142,500.00
<b>Subtotal Treasury Notes</b>		<b>2.239%</b>	<b>1,670,000,000.00</b>	<b>8/12/2021</b>		<b>1.096</b>		<b>6,006,830.83</b>	<b>1,675,257,367.79</b>		<b>2.274</b>	<b>1,710,229,100.00</b>
<b>Commerical Paper</b>												
TOYCC 1.88 7-1-20	89233GG18	1.880%	50,000,000.00	7/1/2020		0.003	12/17/2019	0.00	50,000,000.00	0	1.900	50,000,000.00
MUFGBK 1.85 7-1-20	62479LG17	1.850%	40,000,000.00	7/1/2020		0.003	1/6/2020	0.00	40,000,000.00	0	1.867	40,000,000.00
TOYCC 1.81 7-2-20	89233GG26	1.810%	50,000,000.00	7/2/2020		0.005	1/7/2020	0.00	49,997,469.57	0	1.826	50,000,000.00
TOYCC 1.7 7-17-20	89233GGH3	1.700%	50,000,000.00	7/17/2020		0.047	1/30/2020	0.00	49,961,996.01	0	1.714	49,998,000.00
MUFGBK 1.65 9-1-20	62479LJ14	1.650%	40,000,000.00	9/1/2020		0.172	2/13/2020	0.00	39,885,715.58	0	1.665	39,991,200.00
MUFGBK 1.65 9-1-20	62479LJ14	1.650%	40,000,000.00	9/1/2020		0.172	2/14/2020	0.00	39,885,715.58	0	1.665	39,991,200.00
XON 1.05 7-2-20	30229AG29	1.050%	50,000,000.00	7/2/2020		0.005	3/11/2020	0.00	49,998,525.82	0	1.053	50,000,000.00
BMOCHI 1.245 11-16-2	06366GLG2	1.245%	50,000,000.00	11/16/2020		0.381	3/13/2020	0.00	49,760,332.98	0	1.256	49,963,500.00
XON 1.56 12-4-20	30229AM48	1.560%	50,000,000.00	12/4/2020		0.430	3/17/2020	0.00	49,660,631.58	0	1.578	49,952,500.00
BMOCHI 1.34 12-18-20	06366GMJ5	1.340%	50,000,000.00	12/18/2020		0.468	3/17/2020	0.00	49,682,398.89	0	1.354	49,948,000.00
TDBANK 2.44 3-1-21	89119AQ19	2.440%	50,000,000.00	3/1/2021		0.668	3/20/2020	0.00	49,174,034.43	0	2.499	49,905,500.00
BMOCHI 1.59 12-21-20	06366GMM8	1.590%	50,000,000.00	12/21/2020		0.476	3/30/2020	0.00	49,616,511.21	0	1.609	49,947,000.00
BMOCHI 1.5 12-16-20	06366GMG1	1.500%	50,000,000.00	12/16/2020		0.463	3/31/2020	0.00	49,648,471.62	0	1.516	49,948,500.00
<b>Subtotal Commerical Paper</b>		<b>1.632%</b>	<b>620,000,000.00</b>	<b>10/2/2020</b>		<b>0.260</b>		<b>0.00</b>	<b>617,271,803.27</b>		<b>1.650</b>	<b>619,645,400.00</b>
<b>Mortgage-Backed Securities</b>												
FGG18065 5.00 07-01	3128MMC87	5.000%	725.45	7/1/2020		0.071	7/19/2005	3.02	725.45	0	4.838	763.35
FGB19758 5.00 08-01-	312972X3	5.000%	745.55	8/1/2020		0.082	8/16/2005	3.11	745.55	0	4.893	783.55
FGG18073 5.00 09-01-	3128MMC7	5.000%	3,701.56	9/1/2020		0.113	10/18/2005	15.42	3,701.56	0	4.989	3,890.20
FGG18079 5.50 10-01-	3128MMCR2	5.500%	5,503.08	10/1/2020		0.148	11/17/2005	25.22	5,503.08	0	5.366	5,526.17
FGG11810 5.5 12-01-2	31336WAJ8	5.500%	1,588.70	12/1/2020		0.105	12/15/2005	7.28	1,588.70	0	5.419	1,592.90
FGG11807 5.5 10-01-2	31336WAF6	5.500%	2,773.62	10/1/2020		0.132	12/15/2005	12.71	2,773.62	0	5.388	2,780.99
FGG18101 5.5 02-01-2	3128MMDF7	5.500%	10,767.25	2/1/2021		0.239	2/16/2006	49.35	10,767.25	0	5.369	10,864.23
FGG18096 5.5 1-1-21	3128MMDA8	5.500%	9,175.74	1/1/2021		0.274	2/16/2006	42.06	9,175.74	0	5.373	9,242.09
FN865183 5.5 02-01-2	31409AFY0	5.500%	12,453.78	2/1/2021		0.305	3/16/2006	57.08	12,453.78	0	5.403	12,553.00
FGG18106 5.5 03-01-2	3128MMDL4	5.500%	14,516.08	3/1/2021		0.308	3/16/2006	66.53	14,510.28	0	5.470	14,664.20
FNCI 5.5 04-01-21	31407HVV5	5.500%	30,723.28	4/1/2021		0.376	4/18/2006	140.82	30,723.28	0	5.475	31,060.98
FGG18115 6.0 05-01-2	3128MMDV2	6.000%	16,531.62	5/1/2021		0.383	5/16/2006	82.66	16,531.62	0	5.811	16,756.99
FGG18124 6.0 6-1-21	3128MMD67	6.000%	17,317.86	6/1/2021		0.420	6/19/2006	86.59	17,317.86	0	5.845	17,603.06
FGG18124 6.0 6-1-21	3128MMD67	6.000%	23,201.37	6/1/2021		0.420	7/18/2006	116.01	23,201.37	0	5.963	23,583.49
FGCI03360 5.50 09-01	3128PEWV6	5.500%	1,558.40	9/1/2021		0.569	9/18/2006	7.14	1,558.40	0	5.556	1,569.27
FGG12369 5.5 10-01-2	3128M1QW2	5.500%	21,585.05	10/1/2021		0.377	10/17/2006	98.93	21,577.06	0	5.472	21,860.36
FNCI 5.5 11-01-21	31410VVE7	5.500%	25,786.00	11/1/2021		0.670	11/16/2006	118.19	25,780.56	0	5.487	26,370.29
FGG18157 5.5 12-01-2	3128MME74	5.500%	41,718.56	12/1/2021		0.606	1/17/2007	191.21	41,702.95	0	5.472	42,825.78
FGG18169 5.5 02-01-2	3128MMFK4	5.500%	45,428.80	2/1/2022		0.666	2/15/2007	208.22	45,428.80	0	5.559	46,799.95
FGG12514 5.5 02-01-2	3128MBAP2	5.500%	39,853.12	2/1/2022		0.601	3/19/2007	182.66	39,853.12	0	5.462	40,846.84
FN938603 5.5 05-01-2	31412YGL0	5.500%	25,479.76	5/1/2022		0.763	5/17/2007	116.78	25,479.76	0	5.434	26,130.89
FGG12692 5.5 06-1-22	3128MBF93	5.500%	61,703.43	6/1/2022		0.738	6/18/2007	282.81	61,703.43	0	5.457	63,425.89
FGJ05038 5.5 07-01-2	3128PGS38	5.500%	39,768.80	7/1/2022		0.811	6/18/2007	182.27	39,768.80	0	5.561	40,881.67
FGG12718 5.5 07-01-2	3128MBG35	5.500%	48,593.74	7/1/2022		0.773	7/17/2007	222.72	48,593.74	0	5.632	50,219.63
FGJ05317 5.5 08-01-2	3128PG4A8	5.500%	99,812.52	8/1/2022		0.885	9/18/2007	457.47	99,812.52	0	5.569	103,241.41
FGJ05440 6.0 08-01-2	3128PHB3	6.000%	13,580.68	8/1/2022		0.882	9/18/2007	67.90	13,580.68	0	5.872	13,761.91
FGJ05665 5.5 10-01-2	3128PHJ1	5.500%	34,302.96	10/1/2022		0.671	10/16/2007	157.22	34,302.67	0	5.534	35,389.25
FGG12956 5.0 01-01-	3128MBQH3	5.000%	45,808.96	1/1/2023		0.909	12/17/2007	190.87	45,792.25	0	4.982	48,143.54
FGCI 4.5 02-01-23	3128PJYV3	4.500%	26,000.24	2/1/2023		0.798	2/19/2008	97.50	25,992.46	0	4.481	27,381.57
FGG18239 5.0 03-01-2	3128MMHR7	5.000%	86,244.60	3/1/2023		1.045	3/18/2008	359.35	86,244.60	0	4.949	90,639.92
FGJ07494 4.5 04-01-2	3128PKKF0	4.500%	17,861.12	4/1/2023		1.052	4/17/2008	66.98	17,861.12	0	4.610	18,810.04
FGG13072 5.0 04-01-2	3128MBT56	5.000%	69,836.40	4/1/2023		0.666	3/18/2008	290.99	69,836.40	0	5.077	73,431.41
FNCI 5.0 5-1-23	31412MRU4	5.000%	130,945.04	5/1/2023		1.050	5/19/2008	545.60	130,945.04	0	5.021	137,619.88
FGG18259 5.5 06-01-2	3128MMJD6	5.500%	147,424.56	6/1/2023		1.143	6/17/2008	675.70	147,424.56	0	5.347	155,142.37
FGG18259 5.5 06-01-2	3128MMJD6	5.500%	148,240.50	6/1/2023		1.095	7/17/2008	679.44	148,240.50	0	5.518	156,001.07
FGJ08476 5.5 08-01-2	3128PLM22	5.500%	184,405.52	8/1/2023		1.215	8/18/2008	845.19	184,405.52	0	5.564	193,505.90
FGG13247 5.0 07-01-2	3128MBZL4	5.000%	87,214.85	7/1/2023		1.215	9/16/2008	363.40	87,214.85	0	4.842	91,736.34
FGCI 6.0 9-1-22	3128MB4G9	5.500%	64,792.12	9/1/2022		1.122	11/18/2008	296.96	64,792.12	0	5.352	66,487.12
FGCI 4.5 04-01-23	3128PKRH9	4.500%	46,078.08	4/1/2023		1.288	12/16/2008	172.79	46,171.44	0	4.254	48,708.92
FGG18300 4.0 1-1-24	3128MMKN2	4.000%	168,558.88	1/1/2024		1.348	1/20/2009	561.86	168,558.88	0	3.691	178,167.58
FGJ09194 4.0 1-1-24	3128PMGB0	4.000%	134,440.80	1/1/2024		1.406	2/20/2009	448.14	134,440.80	0	3.800	142,104.60
FGCI 4.0 03-01-24	3128MMKQ5	4.000%	143,532.96	3/1/2024		1.421	3/17/2009	478.44	143,532.96	0	3.826	151,715.06

Description	CUSIP	Coupon	Par Value	Maturity Date	Call Date Avg Life	Mod DTW	Purchase Date	Accrued Interest	Book Value	YTC	Current Yield	Market Value
FGCI 4.0 05-01-24	3128PMU0	4.000%	244,907.92	5/1/2024		1.490	4/16/2009	816.36	244,907.92	0	3.744	258,868.90
FGCI 4.0 05-01-24	3128MMKW2	4.000%	158,245.20	5/1/2024		1.470	5/18/2009	527.48	158,245.20	0	3.790	167,317.03
FGCI 4.0 06-01-24	3128MMK28	4.000%	224,989.28	6/1/2024		1.502	6/16/2009	749.96	224,989.28	0	4.051	237,911.55
FGJ10251 4.0 7-1-24	3128PPH48	4.000%	62,907.23	7/1/2024		1.463	7/16/2009	209.69	62,907.23	0	3.842	66,493.26
FGJ12604 4.0 07-01-2	3128PR3M9	4.000%	331,268.93	7/1/2025		1.799	12/20/2010	1,104.23	331,268.93	0	3.619	350,484.67
FGG14777 4.0 8-1-25	3128MDQ63	4.000%	54,523.60	8/1/2025		1.823	6/18/2013	181.75	54,523.60	0	3.025	57,631.72
<b>Subtotal Mortgage-Backed Securities</b>		<b>4.709%</b>	<b>3,227,123.55</b>	<b>10/7/2021</b>		<b>1.273</b>		<b>12,664.06</b>	<b>3,227,157.29</b>		<b>4.579</b>	<b>3,383,290.79</b>
<b>Agency Notes</b>												
FHLB 1.375 9-11-20	313380WG8	1.375%	20,000,000.00	9/11/2020		0.200	10/13/2016	84,027.78	20,004,423.93	0	1.261	20,046,200.00
FHLB 2.4 8-13-20 1xc	3130AAQT8	2.400%	25,000,000.00	8/13/2020	8/13/2020	0.120	2/13/2017	230,000.00	25,000,000.00	2.4	2.000	25,063,250.00
FHLB 2.375 8-13-20 1	3130AAQP6	2.375%	25,000,000.00	8/13/2020	8/13/2020	0.120	2/13/2017	227,604.17	25,000,000.00	2.375	1.974	25,062,750.00
FFCB 1.75 2-16-21	3133EG7F6	1.750%	25,000,000.00	2/16/2021		0.623	2/16/2017	164,062.50	24,999,391.82	0	1.754	25,255,500.00
FHLMC 2.44 8-24-20 1	3134GAS59	2.440%	25,000,000.00	8/24/2020	8/24/2020	0.151	2/24/2017	215,194.44	25,000,000.00	2.44	2.040	25,082,250.00
FAMCA 2.93 10-1-20	3132X07B1	2.930%	25,000,000.00	10/1/2020		0.255	11/6/2018	183,125.00	24,996,721.58	0	2.984	25,194,750.00
FHLB 2.875 9-11-20	313370US5	2.875%	25,000,000.00	9/11/2020		0.200	11/7/2018	219,618.06	24,993,907.65	0	3.000	25,130,000.00
FHLB 2.875 9-11-20	313370US5	2.875%	25,000,000.00	9/11/2020		0.200	11/3/2018	219,618.06	24,995,847.30	0	2.960	25,130,000.00
FAMCA 2.7 6-15-21	31422BBT6	2.700%	25,000,000.00	6/15/2021		0.952	1/25/2019	30,000.00	25,000,000.00	0	2.700	25,545,750.00
FAMCA 2.7 6-15-21	31422BBV1	2.700%	25,000,000.00	6/15/2021		0.952	1/28/2019	30,000.00	25,000,000.00	0	2.700	25,546,250.00
FAMCA 2.7 5-12-21	31422BBW9	2.700%	25,000,000.00	5/12/2021		0.860	2/1/2019	91,875.00	25,000,000.00	0	2.700	25,502,500.00
FHLB 3.0 12-9-22	3130AFE78	3.000%	25,000,000.00	12/9/2022		2.369	2/12/2019	45,833.33	25,244,405.47	0	2.576	26,648,500.00
FNMA 2.0 10-5-22	3135G0T78	2.000%	25,000,000.00	10/5/2022		2.214	2/21/2019	119,444.44	24,703,950.26	0	2.550	25,957,750.00
FAMCA 2.57 6-1-22	31422BDB3	2.570%	25,000,000.00	6/1/2022		1.882	2/28/2019	53,541.67	25,000,000.00	0	2.570	26,119,500.00
FAMCA 2.57 5-2-22	31422BDC1	2.570%	25,000,000.00	5/2/2022		1.801	2/28/2019	105,298.61	25,000,000.00	0	2.570	25,995,250.00
FNMA 1.375 10-7-21	3135G0Q89	1.375%	25,000,000.00	10/7/2021		1.259	3/11/2019	80,208.33	24,664,450.59	0	2.474	25,374,500.00
FHLB 3.0 12-9-22	3130AFE78	3.000%	25,000,000.00	12/9/2022		2.369	3/12/2019	45,833.33	25,298,311.41	0	2.484	26,648,500.00
FHLB 3.0 12-9-22	3130AFE78	3.000%	20,000,000.00	12/9/2022		2.369	3/13/2019	36,666.67	20,246,001.45	0	2.468	21,318,800.00
FAMCA 2.5 6-1-22	31422BDT4	2.500%	25,000,000.00	6/1/2022		1.883	3/18/2019	52,083.33	25,000,000.00	0	2.500	26,086,000.00
FHLB 2.875 12-10-21	3130A0EN6	2.875%	20,000,000.00	12/10/2021		1.423	3/19/2019	33,541.67	20,116,827.28	0	2.453	20,755,200.00
FHLB 2.875 9-11-20	313370US5	2.875%	25,000,000.00	9/11/2020		0.200	3/22/2019	219,618.06	25,020,078.38	0	2.461	25,130,000.00
FHLB 3.0 12-9-22	3130AFE78	3.000%	20,000,000.00	12/9/2022		2.370	3/25/2019	36,666.67	20,341,422.07	0	2.266	21,318,800.00
FNMA 2.0 10-5-22	3135G0T78	2.000%	25,000,000.00	10/5/2022		2.215	3/27/2019	119,444.44	24,902,162.95	0	2.181	25,957,750.00
FAMCA 2.23 12-1-22	31422BED8	2.230%	25,000,000.00	12/1/2022		2.365	3/29/2019	46,458.33	25,000,000.00	0	2.230	26,161,000.00
FHLB 2.5 3-11-22	313378WG2	2.500%	15,000,000.00	3/11/2022		1.661	4/9/2019	114,583.33	15,031,588.12	0	2.370	15,578,550.00
FHLB 2.125 6-9-23	3133834G3	2.125%	25,000,000.00	6/9/2023		2.864	6/11/2019	32,465.28	25,080,421.20	0	2.011	26,344,250.00
FHLB 2.125 6-9-23	3133834G3	2.125%	25,000,000.00	6/9/2023		2.864	6/11/2019	32,465.28	25,078,709.70	0	2.013	26,344,250.00
FHLB 2.125 6-10-22	313379Q69	2.125%	25,000,000.00	6/10/2022		1.913	6/12/2019	30,989.58	25,091,183.75	0	1.931	25,898,250.00
FNMA 2.875 9-12-23	3135G0U43	2.875%	25,000,000.00	9/12/2023		3.057	6/17/2019	217,621.53	25,734,306.40	0	1.914	27,092,750.00
FFCB 2.8 9-5-23	3133EJYL7	2.800%	25,000,000.00	9/5/2023		3.041	6/19/2019	225,555.56	25,637,250.17	0	1.960	26,957,000.00
FFCB 2.83 12-29-23	3133EJHV4	2.830%	10,000,000.00	12/29/2023		3.357	6/20/2019	1,572.22	10,339,838.03	0	1.813	10,864,800.00
FAMCA 1.91 7-3-23	31422BEH3	1.910%	25,000,000.00	7/3/2023		2.911	6/26/2019	236,097.22	25,000,000.00	0	1.910	26,168,750.00
FFCB 1.77 6-26-23	3133EKS7N	1.770%	25,000,000.00	6/26/2023		2.924	6/26/2019	6,145.83	24,956,315.16	0	1.831	26,101,750.00
FHLB 2.125 6-10-22	313379Q69	2.125%	20,000,000.00	6/10/2022		1.913	7/22/2019	24,791.67	20,097,001.92	0	1.867	20,718,600.00
FHLB 2.125 6-9-23	3133834G3	2.125%	20,000,000.00	6/9/2023		2.864	7/23/2019	25,972.22	20,154,468.05	0	1.851	21,075,400.00
FAMCA 2.1 6-6-22	31422BFZ8	2.100%	20,000,000.00	6/6/2022		1.902	7/30/2019	29,166.67	20,067,754.30	0	1.919	20,720,400.00
FFCB 1.86 10-17-23	3133EKVB9	1.860%	10,000,000.00	10/17/2023		3.202	7/31/2019	38,233.33	9,993,318.92	0	1.881	10,501,500.00
FAMCA 1.91 4-3-23	31422BJS0	1.910%	25,000,000.00	4/3/2023		2.688	8/6/2019	116,722.22	25,000,000.00	0	1.910	26,087,750.00
16TH Libor Flt Rte 2	46514ADL0	0.863%	10,000,000.00	8/1/2021		1.071	8/15/2019	7,089.04	10,000,000.00	0	0.863	9,997,900.00
FAMCA 1.56 9-20-23	31422BLK4	1.560%	15,000,000.00	9/20/2023		3.142	9/9/2019	65,650.00	15,000,000.00	0	1.560	15,579,300.00
FHLB 2.375 9-8-23	3130A3DL5	2.375%	25,000,000.00	9/8/2023		3.070	9/11/2019	186,371.53	25,588,293.03	0	1.610	26,574,500.00
FHLB 2.375 9-8-23	3130A3DL5	2.375%	15,000,000.00	9/8/2023		3.070	9/12/2019	111,822.92	15,326,471.88	0	1.667	15,944,700.00
FAMCA 1.7 9-27-23	31422BMJ6	1.700%	25,000,000.00	9/27/2023		3.155	9/30/2019	110,972.22	25,000,000.00	0	1.700	26,083,250.00
FAMCA 1.7 9-27-23	31422BMJ6	1.700%	25,000,000.00	9/27/2023		3.155	9/30/2019	110,972.22	25,000,000.00	0	1.700	26,083,250.00
FAMCA 1.7 11-7-24	31422BPA2	1.700%	20,000,000.00	11/7/2024		4.204	11/7/2019	51,000.00	20,000,000.00	0	1.700	21,112,000.00
FAMCA 1.7 11-7-24	31422BPA2	1.700%	10,000,000.00	11/7/2024		4.204	11/7/2019	25,500.00	10,000,000.00	0	1.700	10,556,000.00
FHLB 2.75 12-13-24	3130A3GE8	2.750%	15,000,000.00	12/13/2024		4.222	12/13/2019	20,625.00	15,639,086.82	0	1.747	16,531,650.00
FAMCA 1.72 7-21-23	31422BSP6	1.720%	25,000,000.00	7/21/2023		2.994	1/14/2020	199,472.22	25,000,000.00	0	1.720	26,043,250.00
FNMA 1.875 1-17-24 Q	3135G0X32	1.875%	25,000,000.00	1/17/2024	7/17/2020	3.420	3/6/2020	213,541.66	25,008,915.41	1.102	1.800	25,011,250.00
FNMA 1.75 2-14-24 QT	3135G0Y31	1.750%	20,000,000.00	2/14/2024	8/14/2020	3.503	3/6/2020	133,194.45	20,015,819.88	1.101	1.675	20,019,600.00
FNMA 1.75 2-14-24 QT	3135G0Y31	1.750%	20,000,000.00	2/14/2024	8/14/2020	3.503	3/6/2020	133,194.45	20,015,819.88	1.101	1.675	20,019,600.00
FAMCA 1.23 3-6-25	31422BVK3	1.230%	11,000,000.00	3/6/2025		4.549	3/23/2020	43,220.84	11,064,966.76	0	1.100	11,400,400.00
FAMCA 1.06 3-24-25	31422BWZ9	1.060%	25,000,000.00	3/24/2025		4.616	3/24/2020	71,402.78	25,000,000.00	0	1.060	25,714,750.00
FHLMC 80 6-9-25 1XC	3134GVL89	0.800%	25,000,000.00	6/9/2025	6/9/2021	4.853	6/9/2020	12,222.22	25,000,000.00	0.8	0.800	25,035,000.00
FAMCA 0.67 5-1-25	31422BD31	0.670%	15,000,000.00	5/1/2025		4.765	6/12/2020	5,304.17	15,000,000.00	0	0.670	15,000,000.00
FHLB .5 6-13-25	3130AJKW8	0.500%	25,000,000.00	6/13/2025		4.886	6/17/2020	19,444.44	24,977,660.54	0	0.518	25,011,250.00
FNMA .5 6-17-25	3135G04Z3	0.500%	25,000,000.00	6/17/2025		4.908	6/19/2020	4,166.67	24,948,562.09	0	0.542	24,997,500.00
FNMA .5 6-17-25	3135G04Z3	0.500%	20,000,000.00	6/17/2025								

Description	CUSIP	Coupon	Par Value	Maturity Date	Call Date Avg Life	Mod DTW	Purchase Date	Accrued Interest	Book Value	YTC	Current Yield	Market Value
FNMA .5 6-17-25	3135G04Z3	0.500%	25,000,000.00	6/17/2025		4.909	6/24/2020	4,166.67	24,991,777.21	0	0.507	24,997,500.00
FAMCA 0.52 6-26-25	31422BF62	0.520%	20,000,000.00	6/26/2025		4.931	6/26/2020	1,444.44	20,000,000.00	0	0.520	20,000,000.00
FAMCA 0.42 6-19-24	31422BE89	0.420%	20,000,000.00	6/19/2024		3.940	6/30/2020	2,800.00	20,037,400.00	0	0.372	20,037,400.00
<b>Subtotal Agency Notes</b>		<b>2.024%</b>	<b>1,336,000,000.00</b>	<b>10/20/2022</b>		<b>2.484</b>		<b>5,359,057.10</b>	<b>1,340,402,837.96</b>		<b>1.891</b>	<b>1,378,232,800.00</b>
<b>Municipal Bonds</b>												
CHAPWR 2.3 9-1-20	162393EY4	2.300%	1,000,000.00	9/1/2020		0.172	10/20/2015	7,666.66	1,000,686.57	0	1.870	1,002,300.00
ENEPWR 2.653 7-1-20	29270CYN9	2.653%	1,500,000.00	7/1/2020		0.003	7/1/2016	19,897.50	1,500,000.00	0	1.400	1,500,000.00
VVYHGR 1.676 8-1-20	92603PEQ1	1.676%	1,445,000.00	8/1/2020		0.088	10/31/2016	10,090.92	1,445,147.93	0	1.550	1,445,693.60
ANAHSG 1.565 10-1-20	032556CA8	1.565%	2,565,000.00	10/1/2020		0.255	11/1/2016	10,035.56	2,564,160.91	0	1.700	2,568,437.10
PTMTRN 2.737 9-1-21	73474TAG5	2.737%	1,400,000.00	9/1/2021		1.149	11/22/2016	12,772.67	1,409,066.47	0	2.150	1,427,496.00
ENEPWR 2.653 7-1-20	29270CYN9	2.653%	1,190,000.00	7/1/2020		0.003	12/6/2016	15,785.35	1,190,000.00	0	2.050	1,190,000.00
DALUTL 2.21 10-1-20	2354167C2	2.210%	2,400,000.00	10/1/2020		0.255	2/7/2017	13,260.00	2,401,215.33	0	2.000	2,408,760.00
ENEPWR 2.117 7-1-20	29270CL52	2.117%	1,000,000.00	7/1/2020		0.003	3/31/2017	10,585.00	1,000,000.00	0	1.950	1,000,000.00
ORL 2.1 12-1-21	686356PN0	2.100%	6,325,000.00	12/1/2021		1.404	4/6/2017	11,068.75	6,308,878.63	0	2.290	6,403,619.75
NYSENV 2.138 6-15-21	64986DED3	2.138%	10,000,000.00	6/15/2021		0.953	4/13/2017	9,502.22	10,000,000.00	0	2.138	10,106,400.00
TXS 2.762 8-1-20	882723FM6	2.762%	1,350,000.00	8/1/2020		0.088	4/18/2018	15,536.26	1,351,080.48	0	1.780	1,352,146.50
ORL 2.0 12-1-21	686356NY8	2.000%	2,020,000.00	12/1/2021		1.405	7/12/2017	3,366.67	2,013,209.84	0	2.250	2,040,866.60
UTS 3.289 7-1-20 BAB	917542QT2	3.289%	1,120,000.00	7/1/2020		0.003	8/9/2017	18,418.40	1,120,000.00	0	1.700	1,120,000.00
TXS 3.5 10-1-20	882724DS3	3.500%	1,000,000.00	10/1/2020		0.255	10/3/2017	8,750.00	1,004,309.31	0	1.732	1,006,780.00
NYSFAC 2.119 1-15-21	64985HYV3	2.119%	1,250,000.00	1/15/2021		0.536	11/9/2017	12,213.68	1,250,000.00	0	2.119	1,256,225.00
NYC 3.15 8-1-22	64966K2R3	3.150%	1,000,000.00	8/1/2022		2.010	12/8/2017	13,125.00	1,012,705.30	0	2.500	1,048,690.00
ALA 2.562 8-1-20	010878AL0	2.562%	3,000,000.00	8/1/2020		0.088	3/29/2018	32,025.00	3,000,000.00	0	2.562	3,004,200.00
NYC 2.85 3-1-22	64966MWH8	2.850%	3,000,000.00	3/1/2022		1.628	5/7/2018	28,500.00	2,990,589.31	0	3.050	3,104,460.00
BAL 2.247 8-1-22	05914FMF4	2.247%	1,670,000.00	8/1/2022		2.030	5/18/2018	15,635.38	1,640,759.29	0	3.150	1,710,130.10
HAR 4.0 10-1-22	414005RP5	4.000%	3,175,000.00	10/1/2022		2.158	5/18/2018	31,750.00	3,231,275.54	0	3.150	3,381,756.00
STNPWR 2.81 7-1-20	84247PGZ8	2.810%	1,000,000.00	7/1/2020		0.003	6/21/2018	10,050.00	1,000,000.00	0	2.800	1,000,000.00
NYC 1.7 8-1-22	64966MED7	1.700%	1,295,000.00	8/1/2022		2.043	8/1/2018	9,172.92	1,256,791.45	0	3.220	1,319,371.90
TXS 2.777 10-1-20	882724GR2	2.777%	2,600,000.00	10/1/2020		0.255	9/11/2018	18,050.50	2,600,000.00	0	2.777	2,613,962.00
BAL 2.097 8-1-21	05914FME7	2.097%	1,000,000.00	8/1/2021		1.070	11/2/2018	8,737.50	989,633.29	0	3.100	1,010,920.00
HON 2.212 11-1-20	438670P88	2.212%	2,000,000.00	11/1/2020		0.339	12/27/2018	7,373.33	1,995,844.10	0	2.853	2,009,500.00
WAS 2.86 8-1-21	93974D5N4	2.860%	3,000,000.00	8/1/2021		1.065	1/7/2019	35,750.00	3,009,694.31	0	2.550	3,069,390.00
TXS 1.777 10-1-20	882723A41	1.777%	2,425,000.00	10/1/2020		0.255	1/8/2019	10,773.06	2,419,954.15	0	2.629	2,429,995.50
LOS 2.44 9-1-22	544351KR9	2.440%	5,000,000.00	9/1/2022		2.110	1/16/2019	40,666.67	4,968,133.51	0	2.751	5,212,050.00
HON 2.412 11-1-21	438670Q61	2.412%	2,000,000.00	11/1/2021		1.318	1/24/2019	8,040.00	1,990,076.42	0	2.800	2,043,340.00
HON 2.412 11-1-21	438670P96	2.412%	1,935,000.00	11/1/2021		1.318	2/1/2019	7,778.70	1,927,466.65	0	2.715	1,976,931.45
HON 2.412 11-1-21	438670Q61	2.412%	2,000,000.00	11/1/2021		1.318	2/1/2019	8,040.00	1,992,213.61	0	2.715	2,043,340.00
MSS 2.314 11-1-21	605581AG2	2.314%	1,250,000.00	11/1/2021		1.319	2/25/2019	4,820.83	1,243,796.92	0	2.700	1,271,300.00
CASPPWR 2.0 5-1-22	13066YTZ2	2.000%	1,000,000.00	5/1/2022		1.806	2/26/2019	3,333.33	987,384.80	0	2.720	1,025,780.00
OLESCD 5.0 12-1-20	680616ZG7	5.000%	3,060,000.00	12/1/2020		0.422	3/6/2019	12,750.00	3,088,878.66	0	2.670	3,110,061.60
CHE 2.411 5-15-21	165573C46	2.411%	1,000,000.00	5/15/2021		0.869	3/28/2019	3,080.72	1,000,086.04	0	2.400	1,012,380.00
HON 1.506 10-1-20	438670S56	1.506%	2,000,000.00	10/1/2020		0.255	3/29/2019	7,530.00	1,995,614.78	0	2.401	2,003,680.00
PALPOL 1.789 10-1-20	696560LB5	1.789%	7,000,000.00	10/1/2020		0.255	3/29/2019	31,307.50	6,989,168.67	0	2.420	7,015,820.00
CHE 2.541 5-15-22	165573C53	2.541%	1,500,000.00	5/15/2022		1.838	4/17/2019	4,870.25	1,499,744.20	0	2.550	1,540,650.00
MDS 2.0 3-15-21	574193NB0	2.000%	5,000,000.00	3/15/2021		0.703	5/2/2019	29,444.44	4,986,926.48	0	2.380	5,032,650.00
ENEPWR 2.803 7-1-21	29270CYP4	2.803%	1,065,000.00	7/1/2021		0.982	5/6/2019	14,925.97	1,067,905.97	0	2.520	1,088,504.55
CRTHGR 2.781 8-1-21	156792GV9	2.781%	1,000,000.00	8/1/2021		1.066	5/16/2019	11,587.50	1,003,985.86	0	2.400	1,023,150.00
MIS 1.8 5-1-21	594612DT7	1.800%	2,580,000.00	5/1/2021		0.832	6/7/2019	7,740.00	2,575,780.34	0	2.000	2,596,176.60
HIS 2.75 1-1-21	419792XB7	2.750%	1,015,000.00	1/1/2021		0.496	6/10/2019	13,956.25	1,018,043.08	0	2.139	1,023,576.75
SUF 1.5 2-1-22	864813S43	1.500%	1,000,000.00	2/1/2022		1.564	8/28/2019	6,250.00	996,904.21	0	1.700	1,006,410.00
CINWTR 2.568 12-1-21	172311KB7	2.568%	1,200,000.00	12/1/2021		1.401	9/26/2019	2,568.00	1,212,752.16	0	1.800	1,227,876.00
DALUTL 2.21 10-1-20	2354167C2	2.210%	2,000,000.00	10/1/2020		0.255	10/9/2019	11,050.00	2,002,273.50	0	1.751	2,007,300.00
SUD 3.0 7-2-20	864643UV1	3.000%	7,900,000.00	7/2/2020		0.005	10/15/2019	168,533.33	7,900,254.43	0	1.850	7,900,000.00
SFO 2.0 6-15-22	797646S98	2.000%	2,300,000.00	6/15/2022		1.929	10/15/2019	1,777.78	2,014,082.57	0	1.630	2,031,420.00
ALA 4.0 8-1-23	010878AP1	4.000%	2,340,000.00	8/1/2023		2.895	10/15/2019	39,000.00	2,497,815.24	0	1.730	2,554,461.00
SDGHGR 1.996 8-1-23	797272QN4	1.996%	4,000,000.00	8/1/2023		2.996	10/16/2019	33,266.67	4,000,000.00	0	1.996	4,126,400.00
MRNHGR 2.766 8-1-23	56781RGQ4	2.766%	1,215,000.00	8/1/2023		2.949	10/17/2019	14,002.88	1,250,548.31	0	1.716	1,287,438.30
GAS 3.25 2-1-22	373384L20	3.250%	3,890,000.00	2/1/2022		1.539	10/24/2019	52,677.08	3,979,040.98	0	1.768	4,025,644.30
AUSPPWR 2.456 11-15-2	05241ARN1	2.456%	2,000,000.00	11/15/2022		2.316	10/30/2019	6,276.44	2,024,570.30	0	1.920	2,089,020.00
VENHGR 1.657 8-1-22	923040GS2	1.657%	1,250,000.00	8/1/2022		2.053	10/31/2019	8,630.21	1,250,000.00	0	1.657	1,272,162.50
VENHGR 1.75 8-1-23	923040GT0	1.750%	1,250,000.00	8/1/2023		3.009	10/31/2019	9,114.58	1,250,000.00	0	1.750	1,282,100.00
VENHGR 1.8 8-1-24	923040GU7	1.800%	1,000,000.00	8/1/2024		3.946	10/31/2019	7,500.00	1,000,000.00	0	1.800	1,032,480.00
NYS 2.01 2-15-24	649791PP9	2.010%	3,075,000.00	2/15/2024		3.488	10/31/2019	23,349.50	3,076,012.91	0	2.001	3,183,609.00
CAR 1.75 11-1-22	144880AY7	1.750%	1,010,000.00	11/1/2022		2.293	11/5/2019	2,945.83	1,008,855.47	0	1.800	1,029,250.60
TXS 3.112 10-1-23	882724GU5	3.112%	3,000,000.00	10/1/2023		3.100	11/6/2019	23,340.00	3,121,135.36	0	1.820	3,229,020.00
EASUTL 3.2 2-1-23	270618DR9	3.200%	1,000,000.00	2/1/2023		2.473	11/14/2019	13,333.33	1,028,619.53	0	2.050	1,045,780.00
TNS 1.295 8-1-20	880541XS1	1.295%	1,055,000.00	8/1/2020		0.088	11/18/2019	5,692.59	1,054,667.78	0	1.671	1,055,569.70

Description	CUSIP	Coupon	Par Value	Maturity Date	Call Date Avg Life	Mod DTW	Purchase Date	Accrued Interest	Book Value	YTC	Current Yield	Market Value
HIS 1.505 10-1-20	419792KD7	1.505%	4,760,000.00	10/1/2020		0.255	11/18/2019	17,909.50	4,757,670.85	0	1.701	4,766,997.20
TXS 1.777 10-1-20	882723A41	1.777%	2,000,000.00	10/1/2020		0.255	11/18/2019	8,885.00	2,000,526.96	0	1.670	2,004,120.00
BARSCD 4.0 2-15-22	067167YM2	4.000%	2,920,000.00	2/15/2022		1.568	11/21/2019	44,124.44	3,016,693.58	0	1.909	3,051,195.60
BARSCD 4.0 2-15-23	067167YN0	4.000%	3,320,000.00	2/15/2023		2.487	11/21/2019	50,168.89	3,490,655.85	0	1.970	3,551,072.00
BARSCD 4.0 2-15-24	067167YP5	4.000%	1,500,000.00	2/15/2024		3.372	11/21/2019	22,666.67	1,600,041.10	0	2.069	1,635,840.00
DALUTL 2.21 10-1-20	2354167C2	2.210%	2,000,000.00	10/1/2020		0.255	11/21/2019	11,050.00	2,002,531.66	0	1.700	2,007,300.00
BIRWTR 2.161 1-1-23	091096NC7	2.161%	1,000,000.00	1/1/2023		2.424	11/26/2019	10,805.00	1,000,000.00	0	2.161	1,030,680.00
BIRWTR 2.201 1-1-24	091096ND5	2.201%	1,000,000.00	1/1/2024		3.354	11/26/2019	11,005.00	1,000,000.00	0	2.201	1,040,540.00
RALGEN 1.801 3-1-22	751100MD7	1.801%	1,000,000.00	3/1/2022		1.643	11/26/2019	6,003.33	1,000,000.00	0	1.801	1,021,690.00
RALGEN 1.893 3-1-23	751100ME5	1.893%	1,000,000.00	3/1/2023		2.600	11/26/2019	6,310.00	1,000,000.00	0	1.893	1,034,660.00
RALGEN 1.993 3-1-24	751100MF2	1.993%	1,000,000.00	3/1/2024		3.534	11/26/2019	6,643.33	1,000,000.00	0	1.993	1,047,610.00
PAS 2.0 12-3-20	702725M58	2.000%	5,000,000.00	12/3/2020		0.427	12/3/2019	57,777.78	5,005,180.91	0	1.751	5,020,100.00
PAS 2.0 12-3-20	702725M58	2.000%	5,000,000.00	12/3/2020		0.427	12/3/2019	57,777.78	5,006,217.09	0	1.701	5,020,100.00
METUTL 1.917 5-1-22	592481LF0	1.917%	1,345,000.00	5/1/2022		1.808	12/4/2019	4,297.28	1,347,611.30	0	1.809	1,368,739.25
METUTL 2.0 5-1-23	592481LG8	2.000%	1,420,000.00	5/1/2023		2.763	12/4/2019	4,733.33	1,425,808.19	0	1.851	1,446,156.40
CHFSCD 2.001 8-1-23	157411TJ8	2.001%	2,500,000.00	8/1/2023		3.004	12/5/2019	20,843.75	2,500,000.00	0	2.001	2,567,075.00
CHFSCD 2.101 8-1-24	157411TK5	2.101%	3,750,000.00	8/1/2024		3.931	12/5/2019	32,828.13	3,750,000.00	0	2.101	3,887,812.50
BER 2.0 12-11-20	083763VJ8	2.000%	6,070,000.00	12/11/2020		0.449	12/11/2019	67,444.44	6,078,484.29	0	1.681	6,098,043.40
TXS 4.0 4-1-23	882724QB6	4.000%	1,200,000.00	4/1/2023		2.615	12/11/2019	12,000.00	1,267,801.15	0	1.872	1,302,000.00
TXS 4.0 4-1-22	882724QA8	4.000%	1,000,000.00	4/1/2022		1.696	12/11/2019	10,000.00	1,037,495.42	0	1.804	1,055,210.00
RISWTR 1.784 10-1-21	76221UFZ4	1.784%	2,500,000.00	10/1/2021		1.243	12/18/2019	11,150.00	2,500,000.00	0	1.784	2,522,575.00
RISWTR 1.845 10-1-22	76221UGA8	1.845%	1,000,000.00	10/1/2022		2.215	12/18/2019	4,612.50	1,000,000.00	0	1.845	1,019,860.00
RISWTR 1.908 10-1-23	76221UGB6	1.908%	1,440,000.00	10/1/2023		3.167	12/18/2019	6,868.80	1,440,000.00	0	1.908	1,470,585.60
MAT 2.136 3-1-24	576544Z60	2.136%	1,000,000.00	3/1/2024		3.525	12/19/2019	7,120.00	1,000,000.00	0	2.136	1,031,800.00
FLSPOL 1.85 1-15-21	343246EJ9	1.850%	10,000,000.00	1/15/2021		0.537	1/16/2020	84,791.67	10,002,110.04	0	1.810	10,058,000.00
HIS 2.75 1-1-21	419792XB7	2.750%	2,000,000.00	1/1/2021		0.496	1/24/2020	27,500.00	2,010,878.53	0	1.650	2,016,900.00
MIS 1.8 5-1-21	594612DT7	1.800%	6,750,000.00	5/1/2021		0.832	1/24/2020	20,250.00	6,758,246.87	0	1.651	6,792,322.50
NYC 2.65 3-1-21	64966MWG0	2.650%	1,445,000.00	3/1/2021		0.663	1/27/2020	12,764.17	1,454,505.67	0	1.650	1,463,481.55
PTMTRN 1.582 9-1-20	73474TAK6	1.582%	2,150,000.00	9/1/2020		0.172	2/3/2020	11,337.67	2,149,747.92	0	1.651	2,151,827.50
FLSPOL 2.1 1-15-24	343246EM2	2.100%	3,320,000.00	1/15/2024		3.403	3/3/2020	31,955.00	3,417,174.93	0	1.250	3,445,396.40
CINWTR 2.568 12-1-21	172311KB7	2.568%	7,280,000.00	12/1/2021		1.401	3/5/2020	15,579.20	7,433,568.28	0	1.061	7,449,114.40
PTMTRN 1.782 9-1-21	73474TAL4	1.782%	1,800,000.00	9/1/2021		1.156	3/5/2020	10,692.00	1,815,206.73	0	1.050	1,815,516.00
CAS 2.5 10-1-22	13063DDF2	2.500%	1,700,000.00	10/1/2022		2.193	3/18/2020	10,625.00	1,733,589.31	0	1.600	1,771,621.00
NYSWTR 2.826 6-15-24	64986DEG6	2.826%	5,000,000.00	6/15/2024		3.775	3/19/2020	6,280.00	5,272,812.70	0	1.400	5,311,050.00
CIN 0.87 12-1-21	17221J36	0.870%	1,255,000.00	12/1/2021		1.416	3/19/2020	909.88	1,255,000.00	0	0.870	1,247,984.55
CIN 0.97 12-1-22	17221J44	0.970%	1,925,000.00	12/1/2022		2.401	3/19/2020	1,556.04	1,925,000.00	0	0.970	1,910,254.50
RANWTR 6.337 8-1-40P	752111MF8	6.337%	10,000,000.00	8/1/2020		0.088	3/20/2020	264,041.67	10,034,655.02	0	2.150	10,042,900.00
PTMTRN 1.782 9-1-21	73474TAL4	1.782%	1,000,000.00	9/1/2021		1.156	3/25/2020	5,940.00	994,081.73	0	2.300	1,008,620.00
AUSPWR 2.524 11-15-2	052414RP6	2.524%	2,000,000.00	11/15/2023		3.249	3/25/2020	6,450.22	2,050,340.26	0	1.750	2,122,420.00
SJS 2.3 9-1-20	798135H28	2.300%	5,235,000.00	9/1/2020		0.172	3/25/2020	40,135.00	5,233,223.27	0	2.501	5,247,982.80
GRAPWR 1.594 1-1-24	387883YZ8	1.594%	8,615,000.00	1/1/2024		3.408	3/25/2020	36,619.49	8,775,344.75	0	1.050	8,896,279.75
CHA 1.508 7-1-23	161035KF6	1.508%	4,100,000.00	7/1/2023		2.878	3/26/2020	20,094.10	4,071,132.52	0	1.749	4,227,756.00
CHA 1.574 7-1-24	161035KG4	1.574%	5,000,000.00	7/1/2024		3.783	3/26/2020	25,577.50	4,956,611.79	0	1.799	5,214,000.00
AUSPWR 2.425 11-15-2	052414RL5	2.425%	8,000,000.00	11/15/2020		0.378	3/30/2020	24,788.89	8,002,098.33	0	2.351	8,057,840.00
DALUTL 2.21 10-1-20	2354167C2	2.210%	3,600,000.00	10/1/2020		0.255	3/30/2020	19,890.00	3,604,554.27	0	1.700	3,613,140.00
PTMTRN 1.582 9-1-20	73474TAK6	1.582%	3,500,000.00	9/1/2020		0.172	3/30/2020	18,456.67	3,498,717.01	0	1.801	3,502,975.00
ROC 3.0 6-1-24	774221FS9	3.000%	1,530,000.00	6/1/2024		3.726	4/3/2020	3,825.00	1,628,904.09	0	1.300	1,633,932.90
WTN 3.25 8-1-23	961114NH4	3.250%	1,510,000.00	8/1/2023		2.929	4/3/2020	20,447.92	1,599,563.77	0	1.280	1,614,099.40
MER 2.114 5-1-23	587839J77	2.114%	1,775,000.00	5/1/2023		2.760	4/6/2020	6,253.92	1,815,032.93	0	1.300	1,828,303.25
MER 2.194 5-1-24	587839J85	2.194%	1,430,000.00	5/1/2024		3.690	4/6/2020	5,229.02	1,472,178.49	0	1.400	1,487,800.80
LOSUTL 2.657 6-1-23	53945CGZ7	2.657%	2,000,000.00	6/1/2023		2.825	4/6/2020	4,428.33	2,074,447.72	0	1.350	2,088,040.00
ENEPWR 2.953 7-1-22	29270CYQ2	2.953%	3,000,000.00	7/1/2022		1.932	4/9/2020	44,295.00	3,076,509.85	0	1.650	3,137,220.00
METPOL 2.124 4-1-25	59164GEN8	2.124%	2,000,000.00	4/1/2025		4.527	4/13/2020	10,620.00	2,052,305.55	0	1.550	2,121,240.00
LOS 3.32 9-1-24	544351M09	3.320%	5,000,000.00	9/1/2024		3.898	4/13/2020	55,333.34	5,324,023.42	0	1.700	5,538,650.00
COLWTR 2.167 2-1-25	198504A36	2.167%	1,500,000.00	2/1/2025		4.357	4/15/2020	13,543.75	1,547,463.34	0	1.450	1,565,985.00
NYSFAC 2.62 1-15-24	64985HYH7	2.620%	2,260,000.00	1/15/2024		3.370	4/15/2020	27,303.31	2,358,758.97	0	1.350	2,365,971.40
NYSWTR 2.438 6-15-22	64986DEE1	2.438%	4,230,000.00	6/15/2022		1.923	4/17/2020	4,583.44	4,322,602.27	0	1.300	4,338,711.00
MTR 1.17 6-1-24	59163PLB7	1.170%	5,000,000.00	6/1/2024		3.839	4/30/2020	9,912.50	5,000,000.00	0	1.170	5,102,800.00
MTR 1.09 6-1-23	59163PLA9	1.090%	5,000,000.00	6/1/2023		2.879	4/30/2020	9,234.72	5,000,000.00	0	1.090	5,068,150.00
WIS 1.775 5-1-24	97705MQJ7	1.775%	1,760,000.00	5/1/2024		3.716	4/30/2020	5,206.67	1,787,830.41	0	1.350	1,816,971.20
SDOWTR 1.131 8-1-21	79730CJE5	1.131%	1,000,000.00	8/1/2021		1.078	5/11/2020	1,570.83	1,000,000.00	0	1.131	1,004,440.00
SDOWTR 1.231 8-1-22	79730CJF2	1.231%	1,000,000.00	8/1/2022		2.056	5/11/2020	1,709.72	1,000,000.00	0	1.231	1,009,370.00
SDOWTR 1.327 8-1-23	79730CJG0	1.327%	1,000,000.00	8/1/2023		3.018	5/11/2020	1,843.06	1,000,000.00	0	1.327	1,013,780.00
SDOWTR 1.532 8-1-24	79730CJH8	1.532%	1,000,000.00	8/1/2024		3.952	5/11/2020	2,127.78	1,000,000.00	0	1.532	1,023,810.00
OKC 3.0 3-1-23	678519C80	3.000%	3,170,000.00	3/1/2023		2.475	5/14/2020	31,700.00	3,310,615.79	0	1.297	3,351,736.10
OKC 3.0 3-1-24	678519C98	3.000%	3,170,000.00	3/1/2024		3.320	5/14/2020	31,700.00	3,350,446.51	0	1.397	3,402,804.80
OKC 3.0 3-1-25	678519D22	3.000%	2,580,000.00	3/1/2025		4.129	5/14/2020	25,800.00	2,747,578.40	0	1.548	2,816,637.60



Description	CUSIP	Coupon	Par Value	Maturity Date	Call Date Avg Life	Mod DTW	Purchase Date	Accrued Interest	Book Value	YTC	Current Yield	Market Value
ROA 2.0 2-1-24	770078BC6	2.000%	2,605,000.00	2/1/2024		3.472	5/14/2020	6,801.94	2,682,413.51	0	1.151	2,703,703.45
ROA 2.0 2-1-25	770078BD4	2.000%	3,755,000.00	2/1/2025		4.398	5/14/2020	9,804.72	3,879,937.28	0	1.250	3,923,111.35
SMTSCD 1.162 8-1-22	799055QR2	1.162%	1,000,000.00	8/1/2022		2.057	5/19/2020	1,355.67	1,000,000.00	0	1.162	1,006,090.00
SMTSCD 1.062 8-1-21	799055QQ4	1.062%	1,000,000.00	8/1/2021		1.078	5/19/2020	1,239.00	1,000,000.00	0	1.062	1,002,730.00
JERDEV 3.0 5-27-21	476637AC7	3.000%	5,000,000.00	5/27/2021		0.901	5/27/2020	14,166.67	5,078,240.00	0	1.250	5,083,950.00
PLK 2.0 6-1-22	731197W96	2.000%	1,015,000.00	6/1/2022		1.891	6/4/2020	1,522.50	1,033,849.80	0	1.020	1,037,827.35
PLK 2.0 6-1-23	731197X20	2.000%	2,065,000.00	6/1/2023		2.848	6/4/2020	3,097.50	2,120,013.56	0	1.070	2,133,372.15
PLK 2.0 6-1-24	731197X38	2.000%	2,105,000.00	6/1/2024		3.787	6/4/2020	3,157.50	2,175,791.79	0	1.120	2,194,904.55
MTR 1.32 6-1-25	59163PLC5	1.320%	2,595,000.00	6/1/2025		4.754	6/8/2020	5,804.15	2,654,157.72	0	0.846	2,681,154.00
MTR 1.32 6-1-25	59163PLC5	1.320%	5,000,000.00	6/1/2025		4.754	6/8/2020	11,183.34	5,113,193.87	0	0.849	5,166,000.00
SCOSCD 0.00 8-15-21	833715HA6	0.000%	1,000,000.00	8/15/2021		1.125	6/11/2020	0.00	985,739.26	0	1.280	985,080.00
SJSHGR 3.5 9-1-23	798189RE8	3.500%	1,000,000.00	9/1/2023		3.003	6/16/2020	1,458.33	1,083,090.48	0	0.837	1,088,260.00
JER 2.0 4-1-21	476576PW7	2.000%	6,565,000.00	4/1/2021		0.750	6/17/2020	5,106.11	6,631,340.94	0	0.651	6,637,674.55
FOR 5.0 3-1-23	346766WM6	5.000%	1,000,000.00	3/1/2023		2.535	6/17/2020	1,944.44	1,103,055.90	0	1.073	1,111,880.00
LEXSCD 2.0 2-1-24	529063VE6	2.000%	1,125,000.00	2/1/2024		3.481	6/29/2020	125.00	1,173,438.73	0	0.780	1,173,296.25
LEXSCD 2.0 2-1-25	529063VF3	2.000%	2,560,000.00	2/1/2025		4.410	6/29/2020	284.44	2,688,587.72	0	0.880	2,688,742.40
<b>Subtotal Municipal Bonds</b>		<b>2.378%</b>	<b>380,025,000.00</b>	<b>5/2/2022</b>		<b>1.777</b>		<b>2,616,051.45</b>	<b>384,254,171.30</b>		<b>1.796</b>	<b>389,253,805.60</b>
<b>Money Market Mutual Funds</b>												
CHASE MONEY MARKET F		0.010%	0.00	8/1/2020		0.000	2/1/2008	0.00	0.00	0	0.010	0.00
TexStar960 Cash Rese		0.197%	681,545,490.07	8/1/2020		0.088	7/31/2019	0.00	681,545,490.07	0	0.197	681,545,490.07
<b>Subtotal Money Market Mutual Funds</b>		<b>0.197%</b>	<b>681,545,490.07</b>	<b>8/1/2020</b>		<b>0.088</b>		<b>0.00</b>	<b>681,545,490.07</b>		<b>0.197</b>	<b>681,545,490.07</b>
<b>TOTAL FUND 9900</b>		<b>1.814%</b>	<b>4,690,797,613.62</b>	<b>10/23/2021</b>		<b>1.300</b>		<b>13,994,603.44</b>	<b>4,701,958,827.68</b>		<b>1.744</b>	<b>4,782,289,886.46</b>

**INVESTMENT BY SECTOR AND MATURITY - TAX EXEMPT FUND 9901**  
AS OF June 30, 2020

Description	Coupon	Par Value	Maturity Date	Call Date	Mod DTW	Purchase Date	Accrued Interest	Book Value	YTC	Current Yield	Market Value	
<b>Municipal Bonds</b>												
WIL 5.0 2-15-22	969887P36	5.000%	1,000,000.00	2/15/2022		1.556	3/20/2019	18,888.89	1,053,026.12	0	1.640	1,076,550.00
TXS 6.0 8-1-21	882723RW1	6.000%	1,350,000.00	8/1/2021		1.044	8/19/2019	33,750.00	1,421,500.19	0	1.050	1,430,662.50
TXS 5.5 8-1-20	8827223T6	5.500%	2,300,000.00	8/1/2020		0.088	8/27/2019	52,708.33	2,308,346.31	0	1.151	2,309,384.00
MDS 5.0 3-15-23 TE P	574193NE4	5.000%	1,310,000.00	3/15/2023		2.542	3/18/2020	19,286.11	1,442,644.72	0	1.180	1,476,304.50
MON 5.0 12-1-22 TE P	6133405U8	5.000%	1,500,000.00	12/1/2022		2.306	3/18/2020	6,250.00	1,624,978.67	0	1.470	1,670,595.00
<b>Subtotal Municipal Bonds</b>		<b>5.335%</b>	<b>7,460,000.00</b>	<b>12/11/2021</b>		<b>1.378</b>		<b>130,883.33</b>	<b>7,850,496.01</b>		<b>1.270</b>	<b>7,963,496.00</b>
<b>TOTAL FUND 9901</b>		<b>5.335%</b>	<b>7,460,000.00</b>	<b>12/11/2021</b>		<b>1.378</b>		<b>130,883.33</b>	<b>7,850,496.01</b>		<b>1.270</b>	<b>7,963,496.00</b>

**INVESTMENT BY SECTOR AND MATURITY - HOUSING DEPARTMENT SECTION 108 FUND 9902**  
AS OF June 30, 2020

Description	Coupon	Par Value	Maturity Date	Call Date	Mod DTW	Purchase Date	Accrued Interest	Book Value	YTC	Current Yield	Market Value	
<b>Treasury Bills</b>												
B 0.135 7-14-20	9127963D9	0.135%	4,000,000.00	7/14/2020		0.038	6/10/2020	0.00	3,999,790.00	0	0.135	3,999,840.00
B 0.12 7-9-20	912796WW5	0.120%	4,000,000.00	7/9/2020		0.025	6/16/2020	0.00	3,999,880.00	0	0.120	3,999,880.00
<b>Subtotal Treasury Bills</b>		<b>0.128%</b>	<b>8,000,000.00</b>	<b>7/11/2020</b>		<b>0.031</b>		<b>0.00</b>	<b>7,999,670.00</b>		<b>0.128</b>	<b>7,999,720.00</b>
<b>TOTAL FUND 9902</b>		<b>0.128%</b>	<b>8,000,000.00</b>	<b>7/11/2020</b>		<b>0.031</b>		<b>0.00</b>	<b>7,999,670.00</b>		<b>0.128</b>	<b>7,999,720.00</b>
<b>GRAND TOTALS</b>		<b>1.816%</b>	<b>4,706,257,613.62</b>	<b>10/2/2021</b>		<b>1.231</b>		<b>14,125,486.77</b>	<b>4,717,808,993.69</b>		<b>1.740</b>	<b>4,798,253,102.46</b>