

The background of the slide is a photograph of a park. In the foreground, there are several large, leafy trees with green and yellow foliage. In the background, a multi-story building with a stone facade and a balcony is visible. The sky is blue with some clouds.

LEGAL DEPARTMENT PRELIMINARY BUDGET PRESENTATION TO BUDGET & FISCAL AFFAIRS COMMITTEE

GENERAL FUND

Prepared and Presented By:

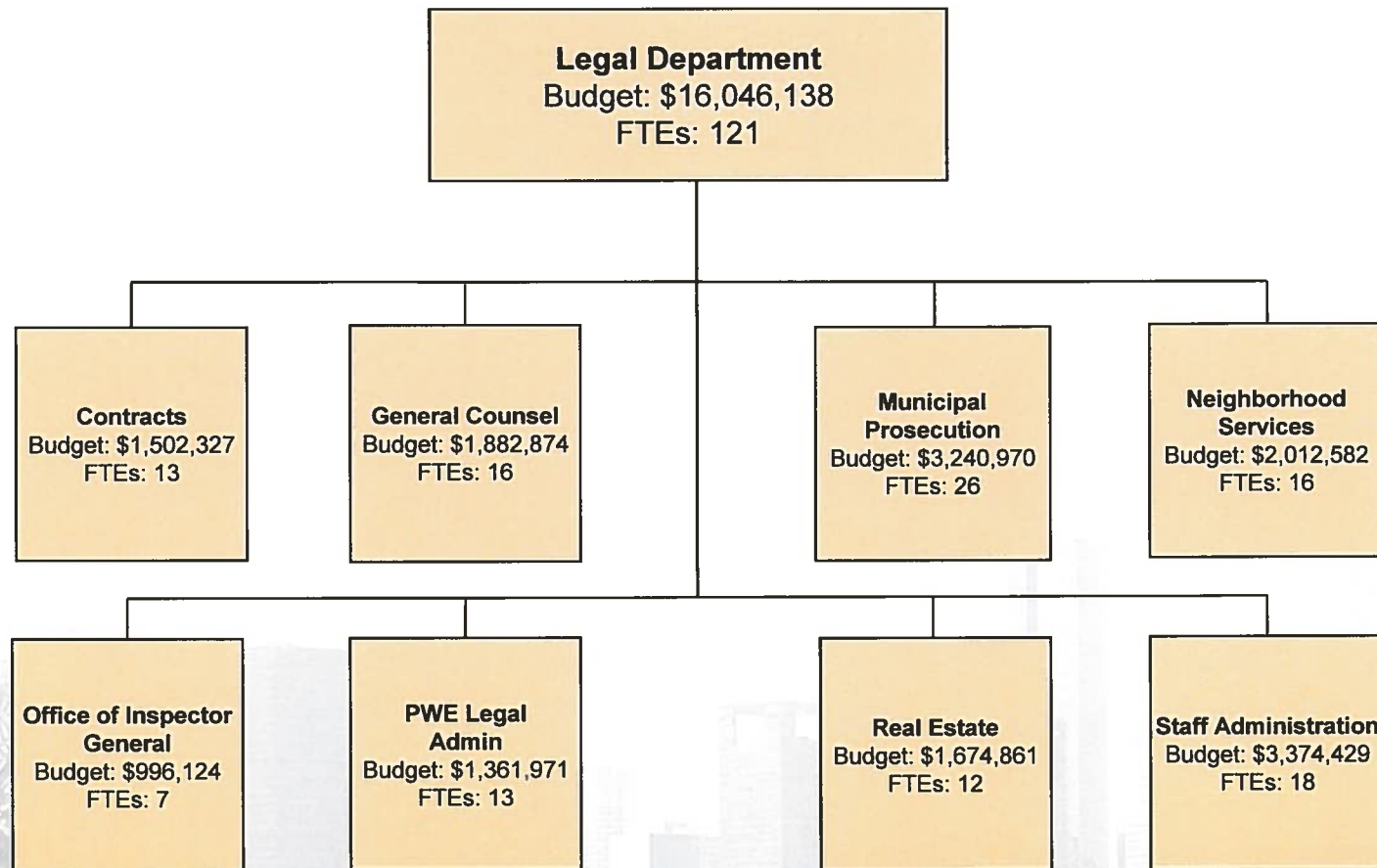
Donna L. Edmundson
City Attorney

April 25, 2016

TABLE OF CONTENTS

	Page
Table of Contents.	i
Legal Department Organization Chart - General Fund.	2
FY17 Initiatives.	3-6
Legal Department Budget Summary - General Fund.	7
Legal Department General Fund Revenues.	8
FY16-FY17 Revenue Highlights.	9
Legal Department General Fund Expenditures.	10
FY16-FY17 Expenditure Highlights.	11
FY17 Performance Measures - General Fund.	12
Appendix.	13
Legal Department Organization Chart - Funds 1000, 1004, and 1011.	14
Comparison: Number of Claim and Lawsuit Settlements Approved Per Fiscal	15
Comparison: Claim and Lawsuit Settlements Approved Per Fiscal	16
Comparison: Lawsuits Handled by Legal Department vs. Outside Counsel Per Fiscal Year.	17
Legal Department Diversity Statistics - All Staff.	18

LEGAL DEPARTMENT ORGANIZATION CHART – GENERAL FUND



FY17 INITIATIVES

- Seek opportunities for proactive litigation to recover monies on behalf of the City
 - (Spend money wisely)
- Proactively focus on quality of life issues:
 - Assist civic groups and individuals in protecting their neighborhoods;
 - Enforcement of deed restrictions;
 - Aggressively move to enjoin the operation of businesses that constitute public nuisances; and
 - Continue to address blight in neighborhoods and the unlawful activities of slumlords

(**Grow responsibly** – engage with the community to identify local needs and pursue neighborhood goals; Enhance tools that protect and preserve neighborhoods. **Nurture safe and healthy neighborhoods** – expand partnerships to support healthy neighborhoods. **Partner with others, public and private** – coordinate with other governmental entities to ensure policy alignment, identify overlapping services, and find efficiencies.)

FY17 INITIATIVES (Cont.)

- Expand the Legal Department dangerous building voluntary owner compliance program that has resulted in substantial financial savings to the City. FY15 – 125 properties with estimated savings of \$2.5M; FY16 – estimate of 200 properties with potential savings of \$4M; and FY17 – estimate of 250 properties with anticipated savings of \$5M
 - (**Grow responsibly** – engage with the community to identify local needs and pursue neighborhood goals; Enhance tools that protect and preserve neighborhoods. **Nurture safe and healthy neighborhoods** – expand partnerships to support healthy neighborhoods.)
- Review all legislation filed during the 85th Legislative Session and aggressively oppose unfunded mandates impacting Houston
 - (**Partner with others, public and private** – coordinate with other governmental entities to ensure policy alignment, identify overlapping services, and find efficiencies.)

FY17 INITIATIVES (Cont.)

- Aggressively defend litigation filed against the City utilizing in-house litigators to the greatest extent possible
 - (Spend money wisely)
- Actively participate in contract negotiations with the unions that represent City employees
 - (Spend money wisely)
- Enhance the intergovernmental working relationship with County Attorney's Office for the mutual benefit of City/County
 - (**Partner with others, public and private** – coordinate with other governmental entities to ensure policy alignment, identify overlapping services, and find efficiencies.)

FY17 INITIATIVES (Cont.)

- Implement an electronic document / case management software solution that will maximize Department efficiency and attorney productivity
 - (Spend money wisely)



LEGAL DEPARTMENT BUDGET SUMMARY – GENERAL FUND

(in millions)

Fund	Revenue FY16 Budget*	Revenue FY17 Preliminary Estimates*	+/- \$/%	Expenditure FY16 Budget	Expenditure FY17 Preliminary Estimates	+/- \$/%
General Fund 1000	\$1.23	\$1.42	\$0.19 15.45%	\$15.84	\$16.05	\$0.21 1.3%

*The amount does not include recoveries by the Legal Department collected on behalf of the City or savings resulting from successfully defending litigation against the City. Comprised primarily of funds received from other Departments to pay for Legal Department personnel dedicated to said Departments.

LEGAL DEPARTMENT GENERAL FUND REVENUES

(in millions)

Category	FY15 Actual	FY16 Budget	FY16 Estimates	FY17 Preliminary Estimate	+ / - \$ / % FY17 Preliminary Est. /FY16 Est.
Charges for Services	\$1.42	\$1.2	\$1.2	\$1.4	\$.2 / 1.7%

FY16 – FY17 REVENUE HIGHLIGHTS

- BP Products North America, Inc., Deepwater Horizon Oil Spill recovery of \$12,155,549
- Miscellaneous recoveries exceeding \$2,200,000



LEGAL DEPARTMENT


GENERAL FUND EXPENDITURES

(in millions)

Category	Expenditure FY15 Actual	Expenditure FY16 Budget	Expenditure FY16 Estimates	Expenditure FY17 Preliminary Estimates	+/- \$/% FY17 Preliminary Est. vs. FY16 Budget
Personnel	\$14.1	\$14.68	\$14.70	\$14.83	\$.15 1.0%
Supplies	\$.32	\$.36	\$.27	\$.32	(\$.04) (1.1%)
Other Services and Charges	\$.65	\$.79	\$.77	\$.89	\$.10 12.7%
Total	\$15.07	\$15.83	\$15.74	\$16.04	\$.21 1.3%

FY16 – FY17 EXPENDITURE HIGHLIGHTS

- Budget provides for funding for health benefits, pension contribution, and HOPE contract increases
- Implement the electronic discovery (eDiscovery) software solution (approved by City Council on April 6) which will streamline and automate the search, collection, retrieval, review, and production of electronically stored information (ESI)



FY17 PERFORMANCE MEASURES

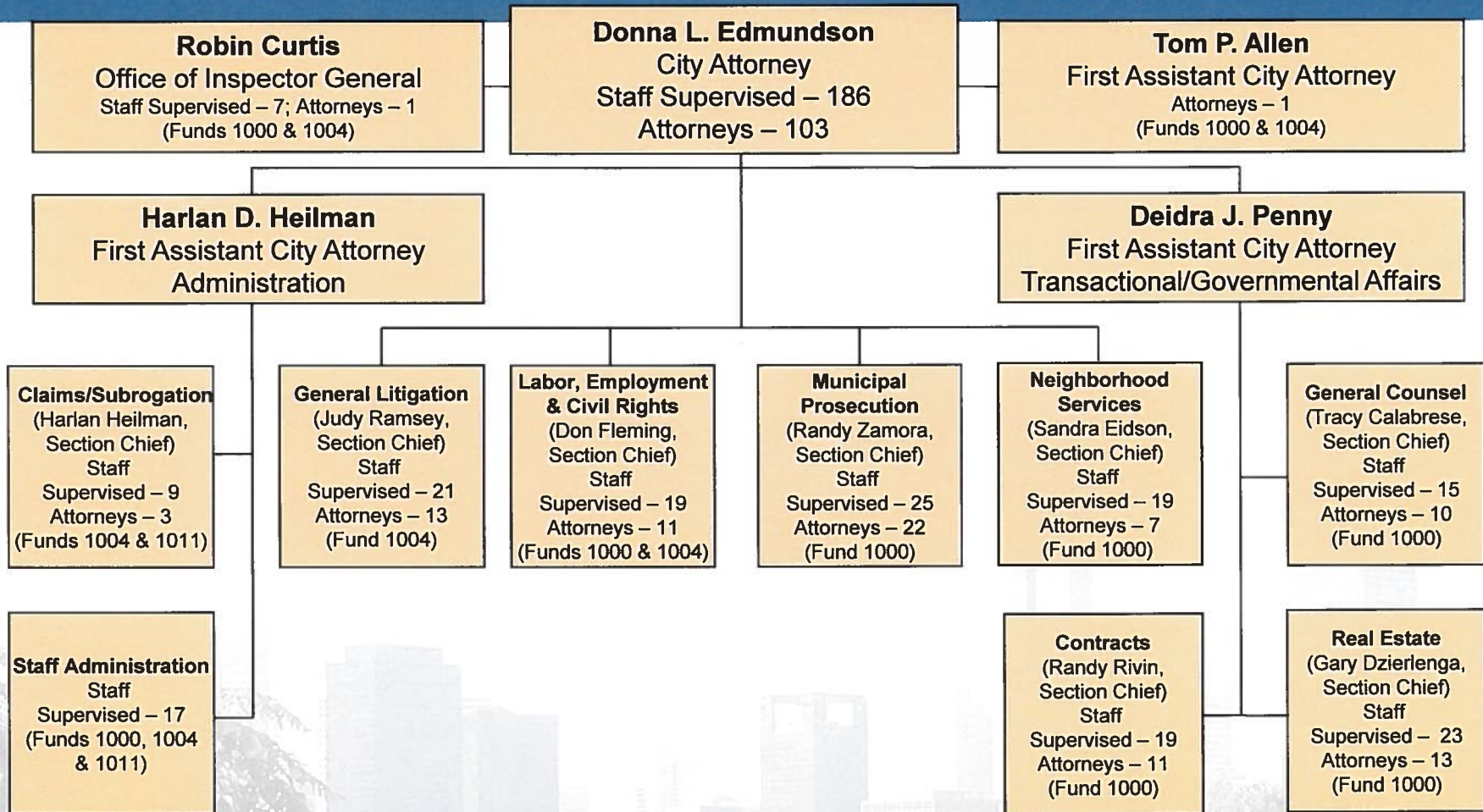
GENERAL FUND

Performance Measures	Priorities	FY15 Actual	FY16 Budget	FY16 Estimates	FY17 Estimates
Deed Restriction Inquires/ Complaints/Opened Files	P,F,Q	1,365	1,375	1,371	1,375
Deed Restriction Matters Closed without Litigation	P,F,Q	718	730	726	730
Contracts Prepared	J,P,I,F,Q	996	900	903	900

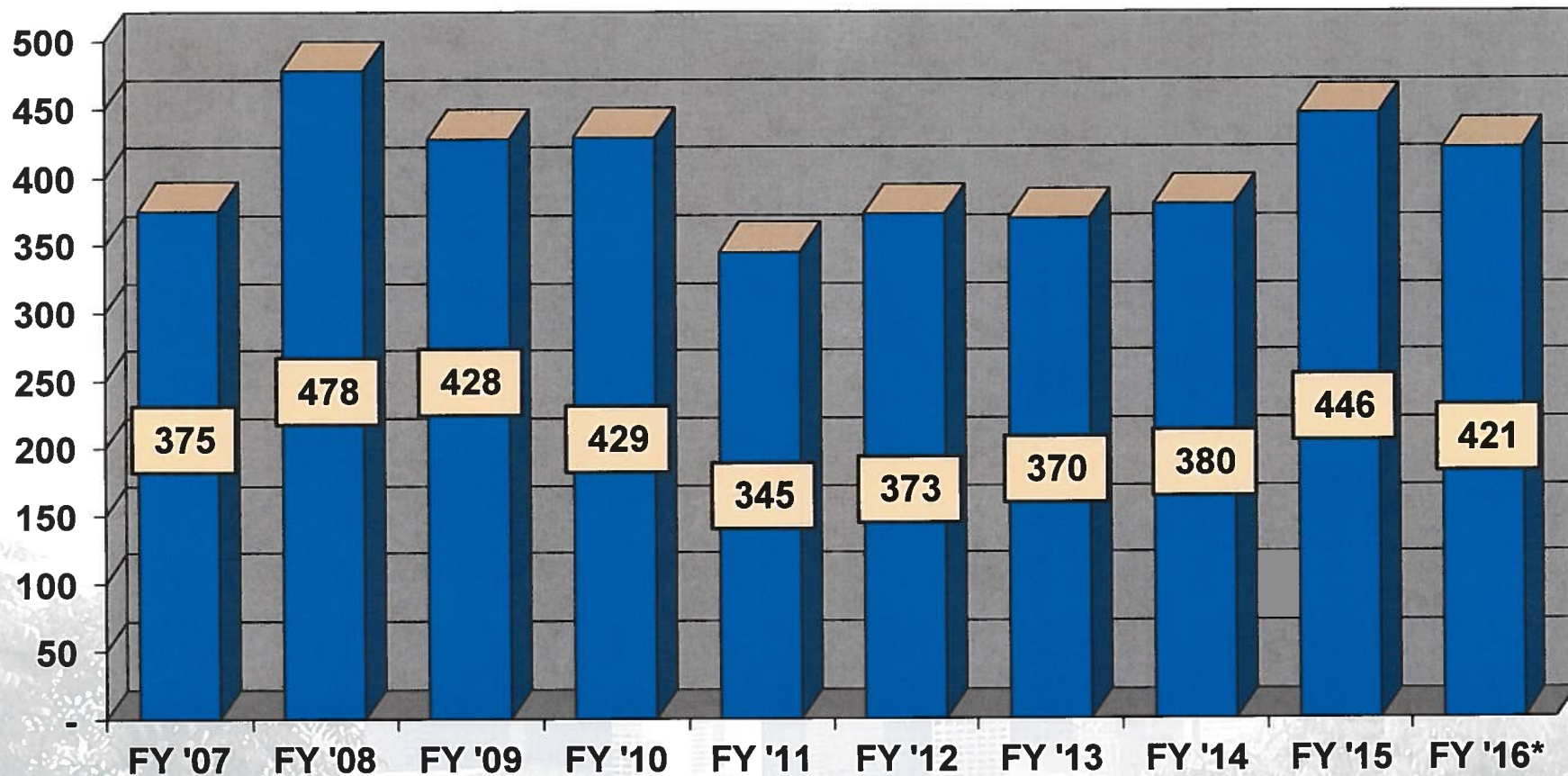
APPENDIX



LEGAL DEPARTMENT ORGANIZATION CHART

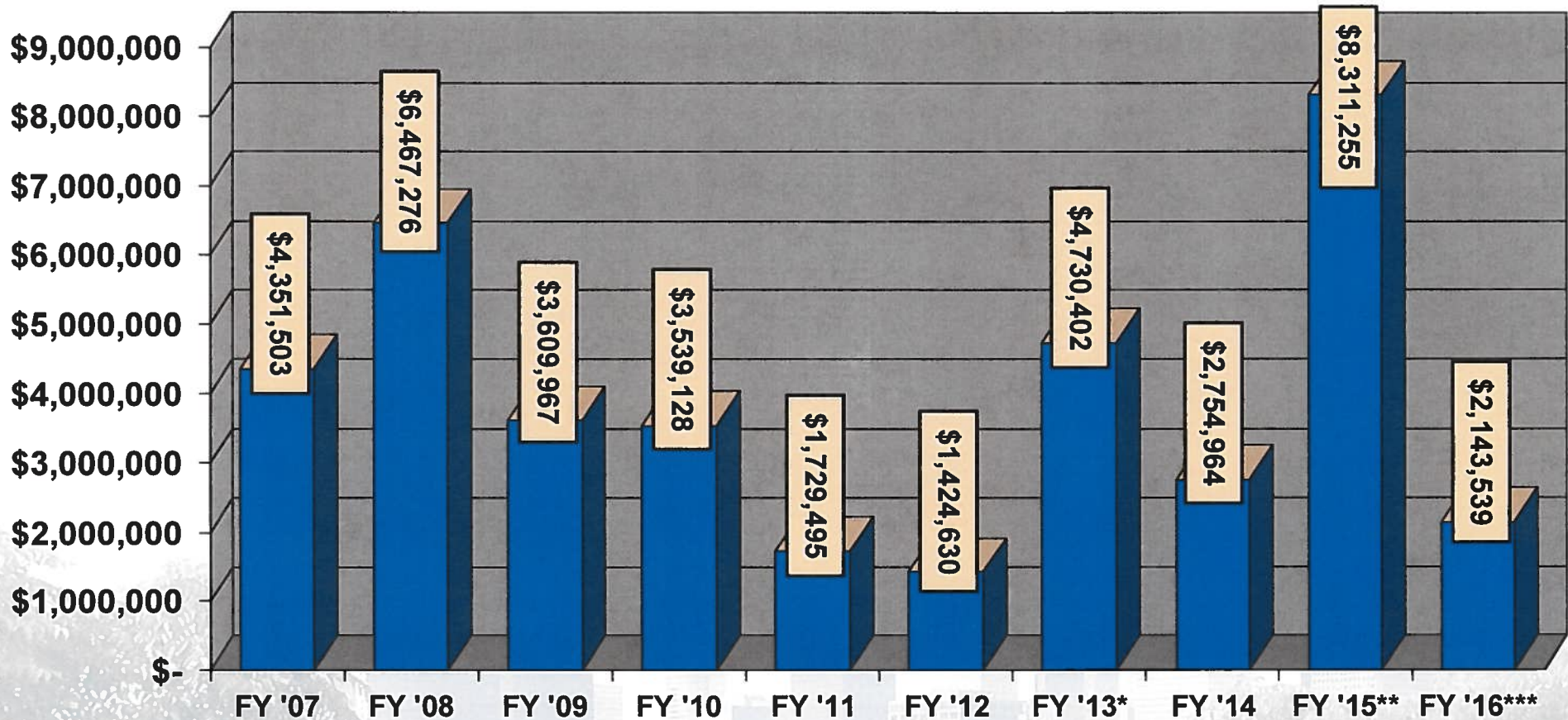


COMPARISON: NUMBER OF CLAIM AND LAWSUIT SETTLEMENTS PER FISCAL YEAR



*Annualized - Actual year to date as of March 2016 is 316

COMPARISON: CLAIM AND LAWSUIT SETTLEMENTS APPROVED PER FISCAL YEAR

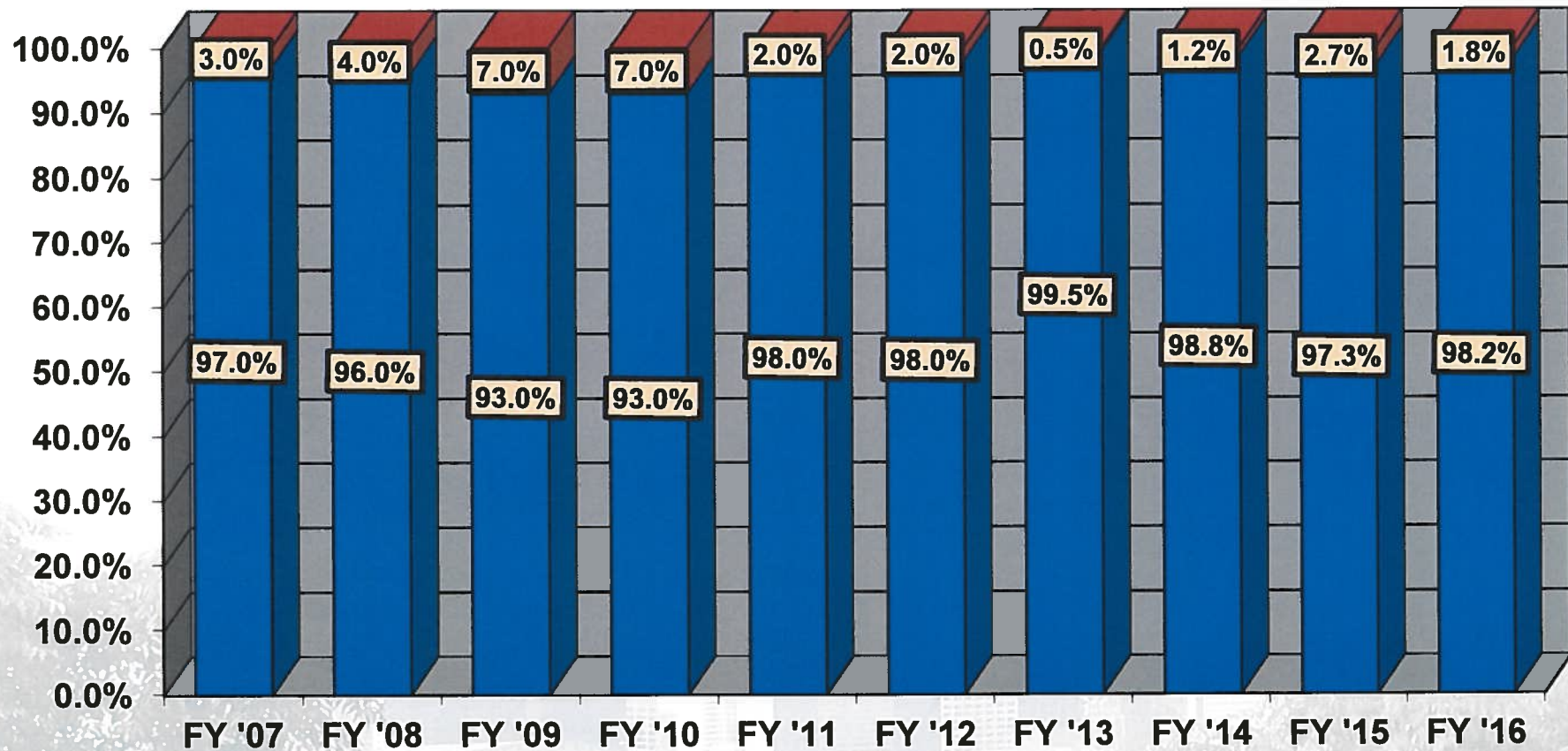


*Amount includes \$3,000,000 relating to George Rodriguez wrongful conviction litigation and \$262,500 relating to the Jorge Medrano motor vehicle fatality litigation.

**Amount includes \$5,000,000 relating to Bean-Kemp civil rights litigation and \$704,536 relating to Columbus Adams, et al. accrued leave litigation.

***Annualized – Actual year to date as of March 2016 is \$1,607,654.

COMPARISON: LAWSUITS HANDLED BY LEGAL DEPARTMENT VS. OUTSIDE COUNSEL PER FISCAL YEAR

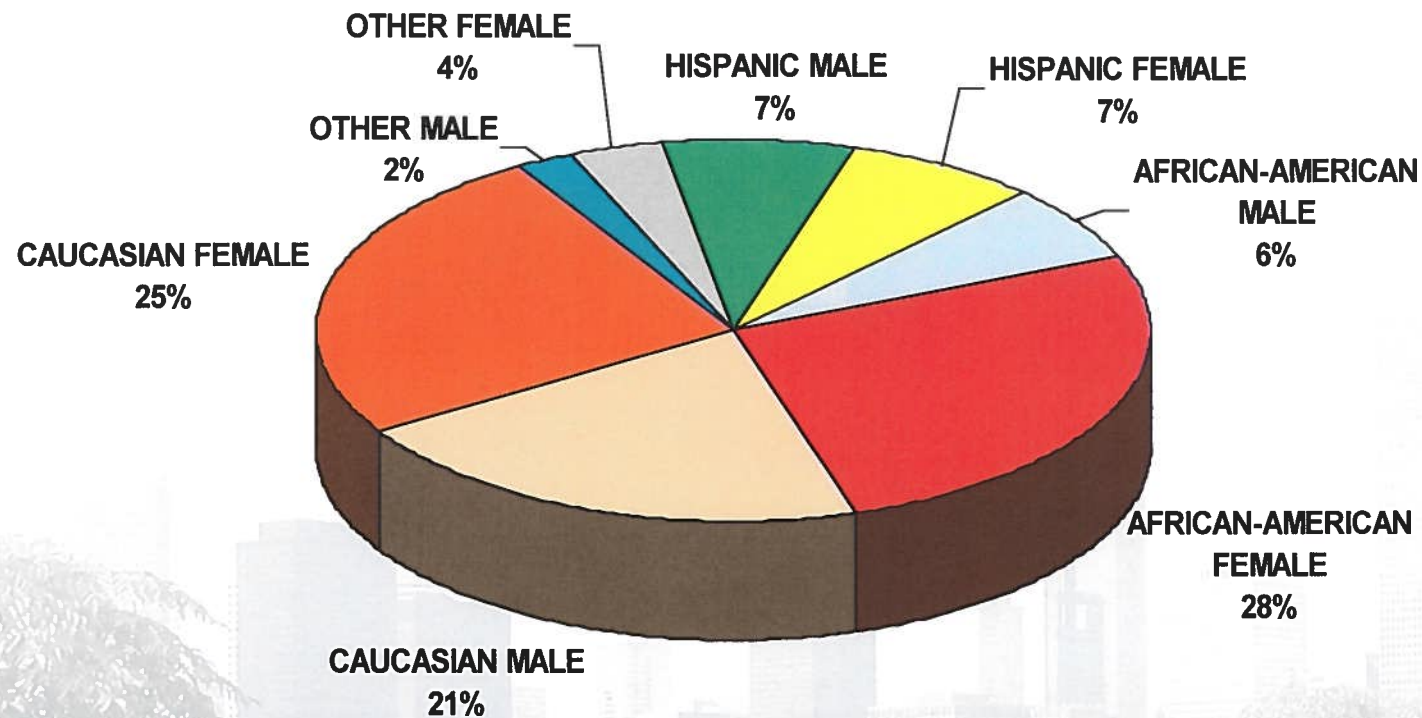


*Fiscal year to date as of March 2016

Legal Department

Outside Counsel

LEGAL DEPARTMENT DIVERSITY STATISTICS – ALL STAFF



As of April 2016