




Update to Biosolids Management Plan

Public Works and Engineering

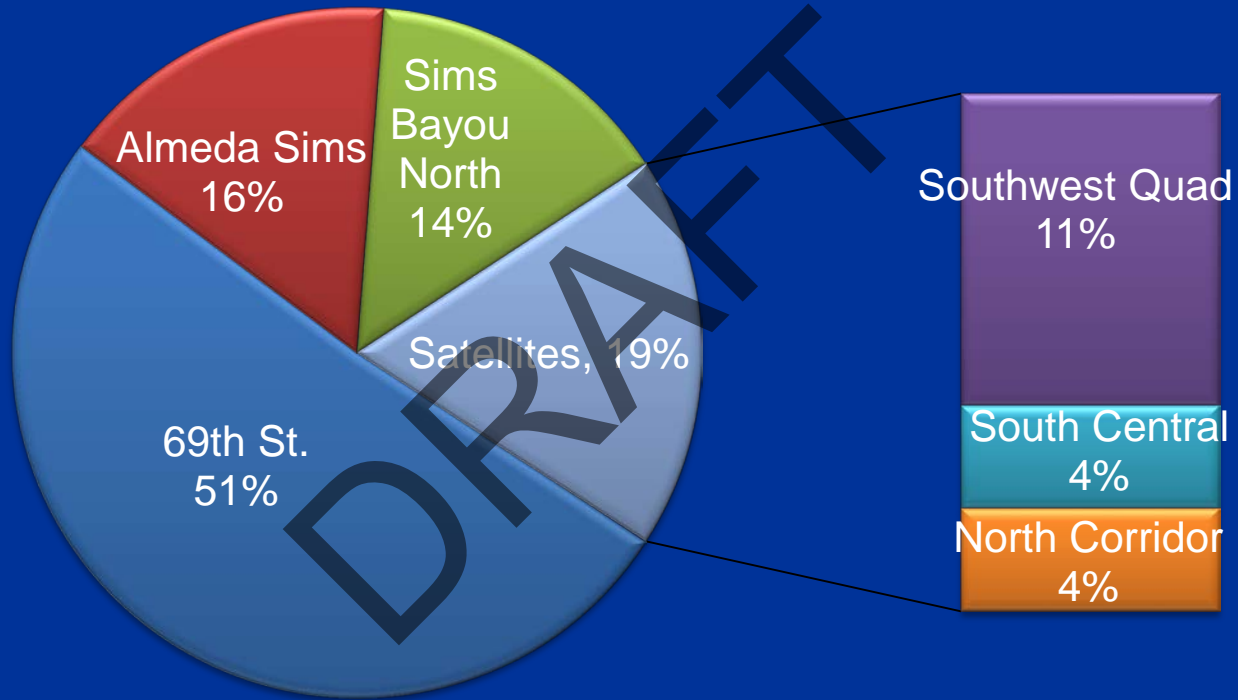
May 2015

Overview

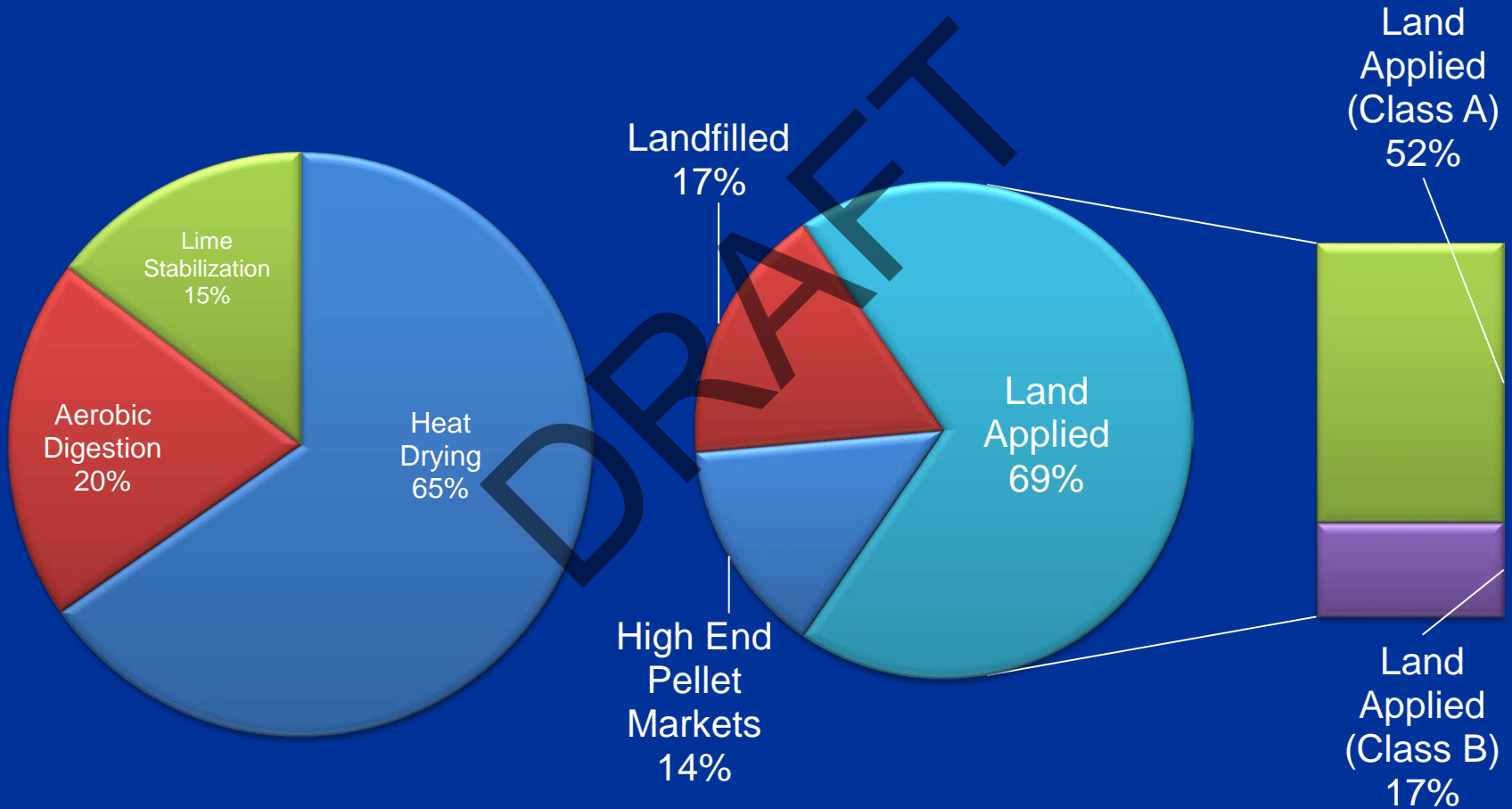
- 40 WWTPs
- Total permitted flow = 565 MGD (0.4 to 200 MGD)
- Average flow = 222 MGD
- 40,000 to 60,000 dry tons/ year of biosolids produced
- 13 of 40 prepare biosolids for use/disposal



Biosolids Production



Stabilization Methods & Product Outlets



Biosolids Management Plan (BMP)

Purpose: Evaluate and implement best management practices

- RFEI advertised in January 2014
- EOI Submitted in March 2014
- BMP Draft Report Submitted in February 2015
- BMP Final Report Submittal: August 2015
- Next Step - Projects Implementation
 - ✓ FY17 O & M
 - ✓ FY17 – FY 21 CIP

Evaluation Criteria Matrix



- Environmental
 - Pollution, resource use
 - Regulatory
 - Complexity and reliability
- Financial
 - Capital and O&M
- Social
 - Nuisance
 - Public acceptance

Questions?

DRAFT