



# **STREET REHABILITATION INITIATIVE UPDATE**

---

**VERONICA O. DAVIS, PE, DIRECTOR**

**WALTER HAMBRICK, ASSISTANT DIRECTOR**

**VALERIE LUNA, OUTREACH COORDINATOR**


**TRANSPORTATION & DRAINAGE OPERATIONS**



# PURPOSE

together we create a strong foundation  
for Houston to thrive

---



# 5 TO THRIVE VALUES

integrity | teamwork | ownership | communication | respect

# COST COMPARISON BY LANE MILE



varies by treatment

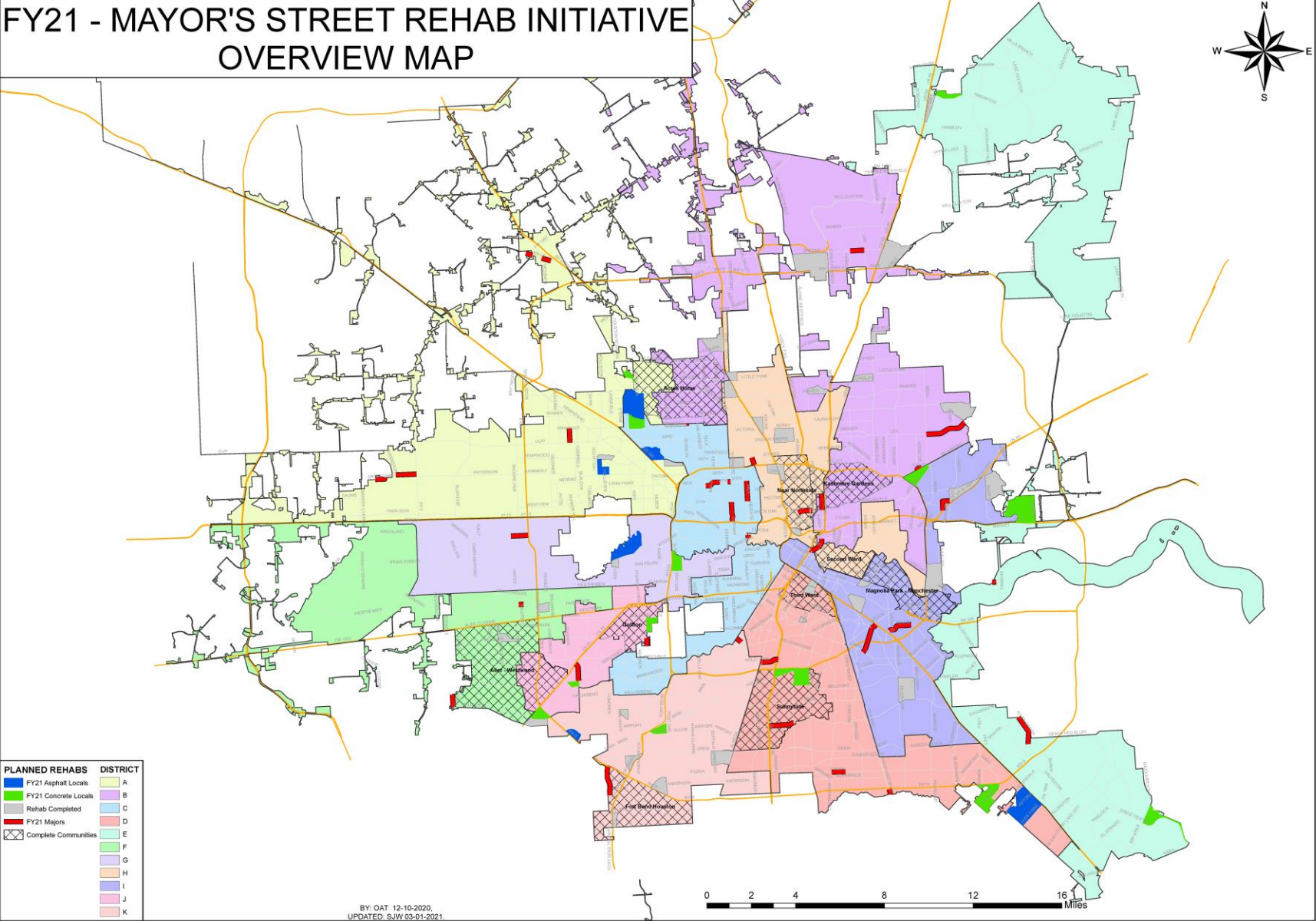


\$400K major thoroughfare rehabilitation  
\$160K local street rehabilitation



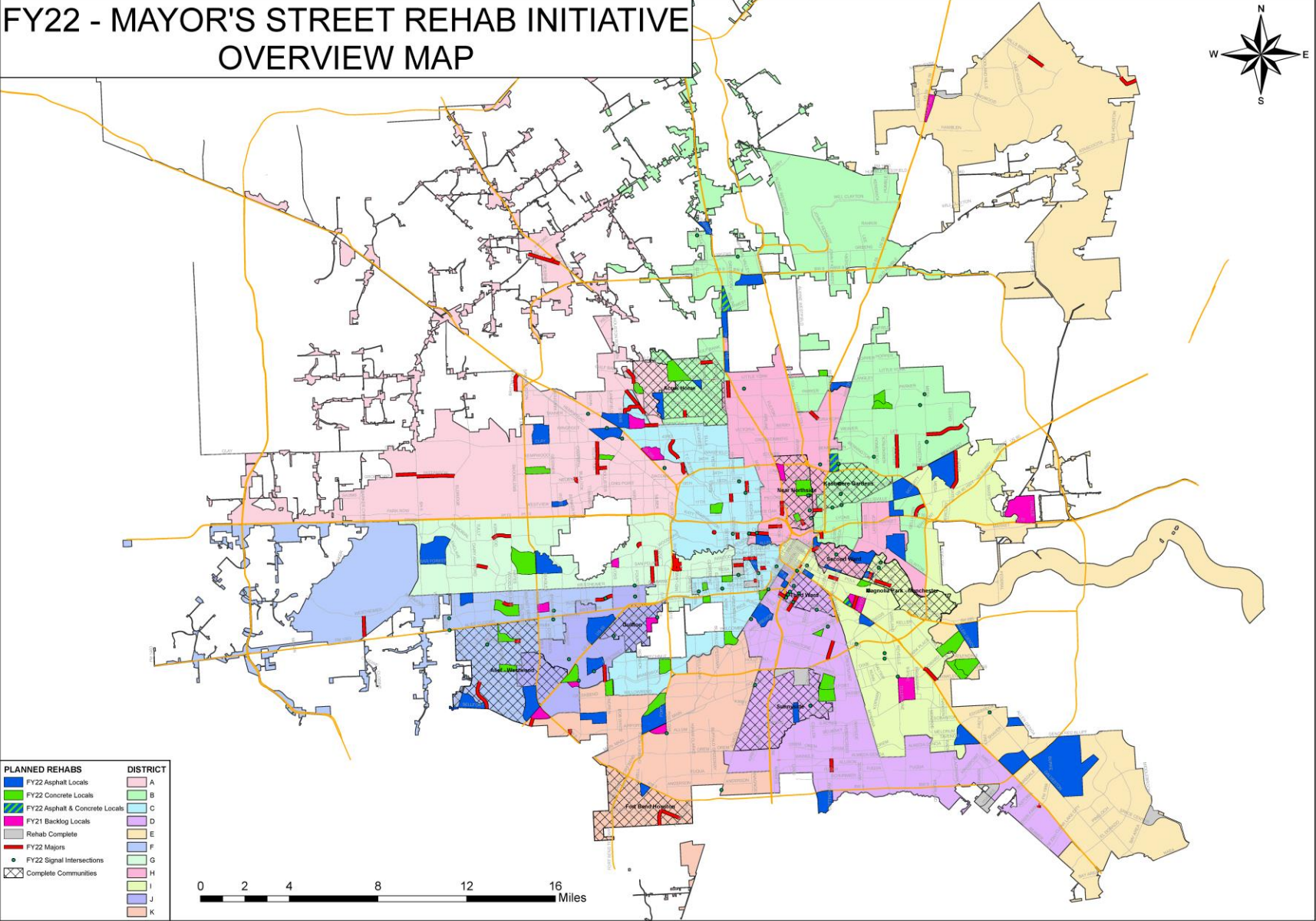
\$3.2M total street reconstruction

# FY21 COMPLETED MAP



# FY22 - CURRENT

FY22 - MAYOR'S STREET REHAB INITIATIVE  
OVERVIEW MAP



# FY 2022 INVESTMENTS

# MAJOR THOROUGHFARES & COLLECTORS

COUNCIL DISTRICT	TOTAL LANE MILES	2% OF LANE MILES	DISTRICT DIRECTED	TOTAL ANNUAL REHAB MILES
A	520	10	2	12
B	632	13	2	15
C	546	11	2	13
D	551	11	2	13
E	377	8	2	10
F	328	7	2	9
G	304	6	2	8
H	451	9	2	11
I	368	7	2	9
J	229	5	2	7
K	434	9	2	11
<b>TOTAL</b>	<b>4740</b>	<b>95</b>	<b>22</b>	<b>117</b>

# MAJOR THOROUGHFARES & COLLECTORS

COUNCIL DISTRICT	TOTAL LANE MILES	FY22 REHAB LANE MILES PLANNED	FY22 REHAB LANE MILES COMPLETED	FY22 REHAB LANE MILES IN CONSTRUCTION	FY21 REHAB LANE MILES DEFERRED TO FY22	FY21 REHAB LANE MILES COMPLETED	FY22 LANE MILES Planned IN CC
A	520	27.3	5.3	0	6.8	2.1	0
B	632	18.7	1.2	11.7	10.6	3.3	2.6
C	546	25.1	11.3	0	8.9	8.4	0
D	551	11.5	4.7	0	1.4	43.4	5.2
E	377	3.8	1.6	0	9.4	0	0
F	328	11.8	0.2	1.9	5.6	8	6.9
G	304	15.1	0	0	2.4	4	0
H	451	15.6	0.9	0	6.7	11.6	3.4
I	368	13.8	4.1	1.6	5.9	5.1	5.7
J	229	4.6	0	1.0	0	7.1	0
K	434	7.9	4.1	0	0	17.1	6.5
<b>TOTAL</b>	<b>4,740</b>	<b>154.9</b>	<b>33.4</b>	<b>16.2</b>	<b>57.7</b>	<b>110.1</b>	<b>30.3</b>



# LOCAL STREETS

COUNCIL DISTRICT	TOTAL ASPHALT	TOTAL CONCRETE	2.0% OF ASPHALT	1.3% OF CONCRETE	DISTRICT DIRECTED	TOTAL ANNUAL REHAB MILES
A	341	503	7	7	2	15
B	1,015	388	20	5	2	27
C	851	381	17	5	2	24
D	812	458	16	6	2	24
E	401	854	8	11	2	21
F	87	397	2	5	2	9
G	209	606	4	8	2	14
H	1,045	106	21	1	2	24
I	910	255	18	3	2	24
J	148	275	3	4	2	9
K	249	641	5	8	2	15
<b>TOTAL</b>	<b>6,069</b>	<b>4,865</b>	<b>121</b>	<b>68</b>	<b>22</b>	<b>207</b>

# LOCAL STREETS

COUNCIL DISTRICT	TOTAL LANE MILES	FY22 REHAB LANE MILES PLANNED	FY22 REHAB LANE-MILES COMPLETED	FY22 REHAB LANE-MILES IN CONSTRUCTION	FY21 REHAB LANE-MILES DEFERRED TO FY22	FY21 REHAB LANE-MILES COMPLETED	FY22 LANE MILES Planned IN CC
A	843	19.6	3.3	0	3.3	3.9	3.2
B	1,403	25.8	0	0	0	34.2	3.7
C	1,232	38.8	28.0	22.8	13.9	10.0	0
D	1,270	28.7	0.3	0	21.5	43.2	3.6
E	1,255	25.8	5.6	0	10.9	6.0	0
F	485	10.6	0	0	2.0	2.3	5.0
G	815	16.4	0	0	3.0	2.5	0
H	1,151	38.4	0	0	0.4	10.4	6.1
I	1,166	20.5	0	0	0	35.6	6.4
J	423	10.1	0	2.0	3.1	4.7	1.5
K	890	16.2	0	0	1.3	8.6	1.5
<b>TOTAL</b>	<b>10,934</b>	<b>250.9</b>	<b>37.2</b>	<b>24.8</b>	<b>59.4</b>	<b>161.4</b>	<b>31.0</b>

# STREET REHABILITATION

**FY 2023**

plan: 292 lane miles\*

\*addresses adjacent sidewalks, curbs, gutters, inlets and ramps

# NEXT STEPS

## November-December of 2021

- refine project list to include Council Directed submissions
- Prepare FY23 and beyond project lists

# thank you!



[houstonpublicworks.org](http://houstonpublicworks.org)



@houpublicworks