

Daily Totals

Daily Statistics (09/24/2017)

CuYds Collected Vs. Remaining

Total Cubic Yards

33,455

CONSTRUCTION&DEMOLITION

33,420

VEGETATIVE/WOODY

35

Total Loads

963

Total Trucks Operating

253

Average CuYds Per Load

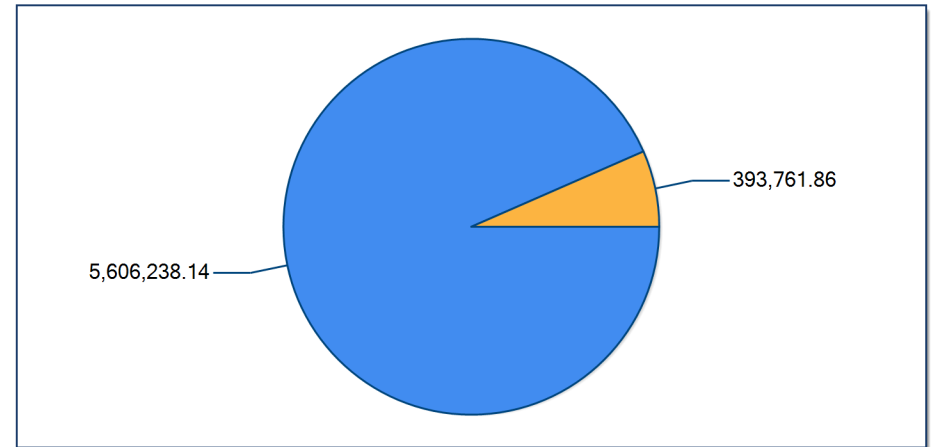
34.74

Average Load Call

85.16%

Disposal Sites in Operation

9



Est. Remaining Total Collected

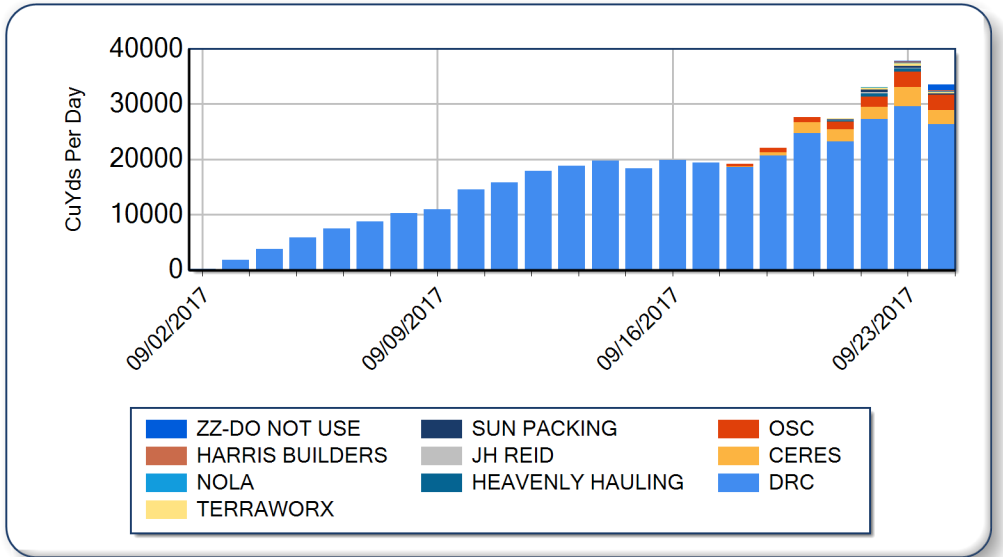
*All figures are estimates pending reconciliation

Project Totals

Job to Date Statistics

Total CuYds Per Day

Total Cubic Yards	393,762
Total Loads	11,159
Days Operational	23
Average Cubic Yards Per Load	35
Maximum Day Cubic Yards	37,752
Average Day Cubic Yards	17,120
Average Load Call	82.37%



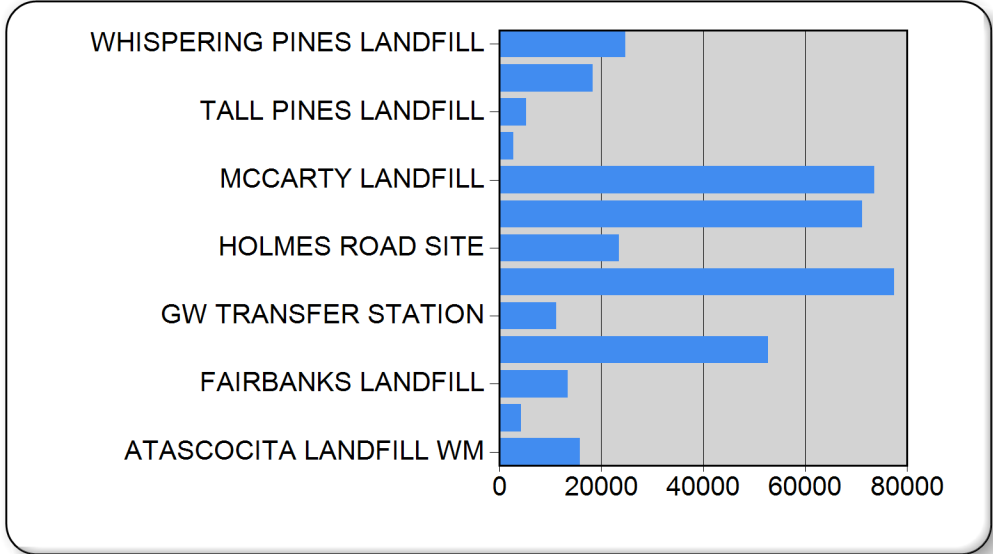
*All figures are estimates pending reconciliation

Debris Management Sites

Today and Job to Date DMS Statistics

DMS CuYds To Date

Site Name	Today	JTD
ATASCOCITA LANDFILL WM	2,780	15,836
CONSTRUCTION&DEMOLITION	2,762	15,778
VEGETATIVE/WOODY	18	59
BLUE RIDGE LANDFILL	0	4,255
CONSTRUCTION&DEMOLITION	0	4,255
FAIRBANKS LANDFILL	0	13,354
CONSTRUCTION&DEMOLITION	0	13,307
VEGETATIVE/WOODY	0	47
GREENBELT LANDFILL	1,913	52,660
CONSTRUCTION&DEMOLITION	1,896	52,523
VEGETATIVE/WOODY	17	136
GW TRANSFER STATION	2,745	11,093
CONSTRUCTION&DEMOLITION	2,745	11,093
HAWTHORN LANDFILL	13,355	77,473
CONSTRUCTION&DEMOLITION	13,355	77,473
VEGETATIVE/WOODY	0	0
HOLMES ROAD SITE	7,900	23,517
CONSTRUCTION&DEMOLITION	7,900	23,517
LONE STAR	1,091	71,199
CONSTRUCTION&DEMOLITION	1,091	70,961
VEGETATIVE/WOODY	0	238



*All figures are estimates pending reconciliation

MCCARTY LANDFILL	3,574	73,502
CONSTRUCTION&DEMOLITION	3,574	73,482
VEGETATIVE/WOODY	0	20
MILLER ROAD MAINTENANCE	25	2,690
CONSTRUCTION&DEMOLITION	25	2,690
TALL PINES LANDFILL	0	5,201
CONSTRUCTION&DEMOLITION	0	5,201
TOWNSEN DMS	72	18,313
CONSTRUCTION&DEMOLITION	72	18,285
VEGETATIVE/WOODY	0	28
WHISPERING PINES LANDFILL	0	24,671
CONSTRUCTION&DEMOLITION	0	24,594
VEGETATIVE/WOODY	0	77

***All figures are estimates pending reconciliation**