


# CITY OF HOUSTON

Human Resources  
Department

## Interoffice

Correspondence

**To:** Tameka Hardison  
Division Manager

**From:**   
Jane E. Cheeks  
Human Resources Director

**Date:** October 23, 2018

**Subject:** CSC APPROVAL


At its regular meeting held on October 23, 2018, the Fire Fighters' & Police Officers' Civil Service Commission reviewed and approved the following:

- The Register of Eligibles for the Houston Fire Department 2018 Senior Captain Promotional Examination, to be announced on October 24, 2018

If you have any questions regarding this matter, please contact Robin Jolivet of my staff at (832) 393-6176.

JEC:rj:amfb

**Cc:** Fire Chief Samuel Peña  
Asst. Chief Michelle Bentley  
Danny Presson  
Vincent Bejarano  
Patricia Scott



# CITY OF HOUSTON

Human Resources  
Department

## Interoffice

Correspondence

To: Fire Fighters' and Police Officers'  
Civil Service Commission

From: Vincent Bejarano,   
Human Resources Supervisor

Date: October 23, 2018

Subject: **LIST OF ELIGIBLES FOR HOUSTON  
FIRE DEPARTMENT SENIOR CAPTAIN  
EXAM**

Attached for your review is the Register of Eligibles for Houston Fire Department, Senior Captain Promotional Exam, administered on July 31, 2018.

**Action Request:** Please approve the Register of Eligibles for the Houston Fire Department, Senior Captain Promotional Exam, to be posted October 24, 2018.

10 OCT 16 PM 2:36  
CIVIL SERVICE  
COMMISSION  
HOUSTON, TEXAS

cc: Tameka Hardison, Division Manager

REGISTRAR OF ELIGIBLES FOR  
HOUSTON FIRE DEPARTMENT  
SENIOR CAPTAIN


ASSESSMENT CENTER: July 31, 2018  
WRITTEN EXAM & SITUATIONAL JUDGMENT: August 28, 2018  
List Certified: October 23, 2018  
List Expires: October 22, 2020

Rank	Last Name	First Name	NeoGov Random #	Alpha Test #	AC Group #	Random Test #	Assessment Score	Written Test Score	Situational Judgment Test Raw Score	Situational Judgment Test Converted Score	Seniority Pts	InRank_Pts	Educ_Pts	Cert_Pts	Total_Pts	Total Score	
1	Foster	Michael	4747470	40	1	40	28.571	94	31.33333	86.06557	28.68852	1.5	2	3	13	101.593	
2	Desai	Kevan	1219052	33	1	33	28.333	83	27.66667	90.57377	30.19126	8	2	3	14.5	100.691	
3	Perry	Benjamin	25580690	124	1	21	27.095	97	32.33333	95.03979	31.01093	5	1	2	10	100.459	
4	Sandlin	Jacob	11787331	138	2	65	29.214	83	27.66667	88.93443	29.64481	6	2	3	13.5	100.025	
5	Franco	John	25420657	41	1	12	29.381	82	27.33333	84.42623	28.14208	7	2	3	15	99.856	
6	Palmer	Marc	4809935	118	2	54	26.262	91	30.33333	90.57377	30.19126	6.5	1.5	2	3	13	99.796
7	Knauf	Andrew	36216559	77	1	7	22.071	94	31.33333	88.11475	29.37158	10	2.5	1.5	3	17	99.776
8	Elmblad	Ross	36218661	36	1	20	28.428	92	30.66667	89.34426	29.78142	5.5	1	1.5	2	10	98.876
9	Riegger	David	4745517	131	1	41	26.452	92	30.66667	90.57377	30.19126	6.5	1	2	2	11.5	98.810
10	Miles	Joshua	4768586	100	1	23	27.119	90	30.00000	86.06557	28.68852	7	1	3	13	98.807	
11	Delgado	Robert	6728334	32	3	112	29.643	83	27.66667	88.11475	29.37158	7	1	2	2	12	98.681
12	Garza	Paul	8891524	46	3	111	28.738	82	27.33333	88.11475	29.37158	7.5	1	3	12.5	97.943	
13	Martinez	Guadalupe	7060545	93	1	39	26.166	88	29.33333	84.01639	28.00546	7.5	2	1.5	3	14	97.505
14	Kelly	Christopher	4750436	76	2	74	28.047	86	28.66667	84.01639	28.00546	6.5	1	3	12.5	97.219	
15	Graham	Ryan	127270012	53	1	30	24.762	85	28.33333	90.16393	30.05464	7	2	2	3	14	97.150
16	Payne	Michael	6565021	121	2	79	25.143	81	27.00000	87.70492	29.23497	8	2.5	2	3	15.5	96.878
17	Morrison	Christopher	17457926	106	3	119	27.762	92	30.66667	88.42623	28.82514	4.5	1	2	9.5	96.753	
18	Woolbright	Dustin	1710698	178	3	118	29.476	86	28.66667	88.42623	29.50820	5	1	2	9	96.651	
19	Lollis	Scott	7053887	86	3	104	26.547	83	27.66667	87.70492	29.23497	7	2	1	3	13	96.449
20	Peréz	David	25516319	122	3	116	23.952	84	28.00000	86.88525	28.96175	8.5	2.5	1.5	3	15.5	96.414
21	Garcia	Jose	36455731	43	1	24	24.857	80	26.66667	88.93443	29.64481	7.5	2.5	2	3	15	96.168
22	Downing	Jeremy	36276493	35	1	35	22.166	92	30.66667	87.70492	29.23497	8	2	1	3	14	96.068
23	Johnson	William	36256834	73	3	115	24.309	89	29.66667	90.16393	30.05464	6.5	2.5	2	2	12	96.031
24	Schaferling	James	36216234	142	2	62	21.095	91	30.33333	90.16393	30.05464	7	2.5	2	3	14.5	95.983
25	Carl	Jason	7052690	21	1	29	24.143	85	28.33333	83.60656	27.86885	7.5	2	2	3	15.5	95.845
26	Moreno	Domingo	7030844	105	2	66	25.000	81	27.00000	86.06557	28.68852	8	2	2	3	15	95.688
27	Ford	Jason	25177805	39	1	26	24.619	91	30.33333	79.50820	26.50273	7	2	2	3	14	95.455
28	Shamp	Joseph	4770191	145	2	92	21.309	86	28.66667	91.80328	30.60109	7	2.5	2	3	14.5	95.077
29	Caynon	Jeffrey	3023811	24	1	5	23.833	75	25.00000	88.93443	29.64481	10	2	1	3	16	94.478
30	Olivares	David	25424163	112	1	37	23.571	78	26.00000	83.60656	27.86885	9	3.5	1.5	3	17	94.440
31	Joseph	Jeffrey	4770675	75	3	113	23.285	81	27.00000	87.70492	29.23497	8	2	1.5	3	14.5	94.020
32	Brown	Michael	3012188	13	3	110	24.643	74	24.66667	87.29508	29.09896	9	1.5	2	3	15.5	93.908
33	Moreau	Craig	7074150	104	1	25	22.595	81	27.00000	84.42623	28.14208	8	3	2	3	16	93.737
34	Landis	Joshua	4864876	80	3	99	26.404	77	25.66667	84.01639	28.00546	6.5	2	2	3	13.5	93.577
35	Barker	Larry	4749074	11	3	103	20.881	91	30.33333	89.75410	29.91803	6.5	1.5	1	3	12	93.132
36	Clark	Aaron	3044772	27	2	95	22.643	81	27.00000	82.37705	27.45902	8.5	3.5	1	3	16	93.102
37	Paige	David	36213609	117	2	61	27.024	76	25.33333	83.19672	27.73224	7	1.5	1.5	3	13	93.089
38	Talbot	James	4896187	154	3	117	20.976	88	29.33333	84.42623	28.14208	7.5	2	3	14.5	92.951	
39	Pledger	Randall	4752020	126	3	100	20.595	88	29.33333	91.39344	30.46448	7	1	1	3	12	92.393
40	Zwacki	Aaron	3061090	180	1	15	23.690	76	25.33333	89.34426	29.78142	8.5	3	0	2	13.5	92.305
41	Tiemann	Jimmy	23142052	159	3	122	24.000	78	26.00000	89.34426	29.78142	6.5	1	2	3	12.5	92.281
42	Cardoza	Thomas	6634028	20	3	96	23.643	79	26.33333	84.83607	28.7869	8	2	1	3	14	92.255
43	Stachmus	Frank	25453383	150	1	16	24.976	73	24.33333	84.42623	28.14208	7.5	3	1	3	14.5	91.951
44	Sterle	Corbin	15191998	152	2	51	21.095	89	29.66667	88.93443	29.64481	8.5	1	0	2	11.5	91.907
45	Gale	Dorian	4772295	42	1	22	25.928	84	28.00000	86.47541	28.82514	7.5	1.5	0	9	91.753	
46	Dickens	Larry	36233790	34	2	67	26.238	70	23.33333	88.11475	29.37158	8	1.5	1	2	12.5	91.443
47	Havlin	Chris	7018303	60	2	82	21.976	81	27.00000	86.47541	28.82514	8	1.5	1	3	13.5	91.301
48	Rodriguez	Michael	2552955	135	1	34	21.190	73	24.33333	80.30787	26.71596	10	5	1	3	19	91.300
49	Hodges	Douglas	4753338	67	3	97	23.285	88	29.33333	84.82623	28.14208	10	3	0	2	10.5	91.261
50	Anderson	Joshua	3117622	5	2	72	21.452	74	24.66667	84.42623	28.14208	10	3	1	3	17	91.261
51	Hernandez	Jesse	4752896	63	1	52	22.381	77	25.66667	86.06557	28.68852	7.5	2	2	3	14.5	91.236
52	Orts	John	23138112	115	2	94	19.143	77	25.66667	89.75410	29.91803	8.5	3	2	3	16.5	91.227
53	Williams	Michael	12281907	174	1	8	23.452	78	26.00000	90.57377	30.19126	8	1.5	0	2	11.5	91.143

ONLINE SERVICE

REGISTER OF ELIGIBLES FOR  
HOUSTON FIRE DEPARTMENT  
SENIOR CAPTAIN  
ASSESSMENT CENTER: July 31, 2018  
WRITTEN EXAM & SITUATIONAL JUDGMENT: August 28, 2018  
List Certified: October 23, 2018  
List Expires: October 22, 2020

Rank	Last Name	First Name	NeoGov Random #	Alpha Test #	AC Group #	Random Test #	Assessment Score	Written Test Raw Score	Written Test Conversion Score	Situational Judgment Test Percent Score	Situational Judgment Test Converted Score	Seniority Pts	InRank Pts	Educ. Pts	Cert. Pts	Total Pts	Total Score
54	Ramos	Antonio	4753557	128	2	57	24.905	69	23.00000	85.6574	28.55191	8	1.5	2	3	14.5	90.956
55	Johnston	Todd	25800246	74	3	108	26.66667	80	26.66667	87.29508	29.09836	7	1	2	3	13	90.894
56	McCune	Chad	7038030	98	2	80	22.714	79	26.33333	85.2459	29.50820	7.5	2.5	0	2	12	90.556
57	Robinson	Tyron	10594830	132	2	50	21.095	63	21.00000	85.24590	28.41530	10	5	2	3	20	90.510
58	Cegielski	Justin	8810772	25	2	55	22.857	89	29.66667	84.83607	28.27869	5	1	1	2	9.5	90.302
59	Escamilla	Edward	32078580	37	3	120	22.190	78	26.00000	88.52459	29.50820	7	1.5	1	3	12.5	90.198
60	Garza	Jose	4366492	45	1	13	15.024	76	25.33333	88.52459	29.50820	10	5	2	3	20	89.865
61	Brown	Dana	12978426	12	1	11	19.000	75	25.00000	88.93443	29.64481	10	1	2	3	16	89.645
62	Buonarosa	Nicholas	15123309	15	1	14	22.976	79	26.33333	87.29508	29.09836	7	2	0	2	11	89.408
63	Searcy	Tommy	7026414	143	3	98	23.714	66	22.00000	87.29508	29.09836	8	2.5	1	3	14.5	89.312
64	Mathis	Michael	3011146	96	2	81	22.309	64	21.33333	80.32787	26.75986	10	4	1.5	3	18.5	88.919
65	Wire	Jared	15155002	176	1	31	20.476	76	25.33333	87.70492	29.23497	7	1.5	2	3	13.5	88.544
66	Chavez	Sebastian	36226375	26	3	123	19.333	82	27.33333	89.34426	29.78142	7	1	1	3	12	88.448
67	Cartter	Jonathan	36475008	23	2	59	19.881	66	22.00000	79.50820	26.50273	10	5	2	3	20	88.383
68	Sandquist	Derek	15356537	140	3	125	22.357	67	22.33333	86.88525	28.96175	8	2	1.5	3	14.5	88.152
69	Jeffrey	Miguel	4787570	30	1	17	17.690	80	26.66667	88.93443	29.64481	8	1.5	1.5	3	14	88.002
70	Avala	Brian	11859968	8	1	19	21.238	78	26.00000	87.70492	29.23497	7.5	1.5	1	1	11	87.473
71	Lien	Brian	12455284	83	3	102	22.143	70	23.33333	85.24590	28.41530	7	1.5	2	3	13.5	87.391
72	Watkins	Brady	30313097	169	1	32	16.796	78	26.00000	82.37705	27.45902	9	4	1	3	17	87.245
73	Martinez	Ramiro	36395516	95	2	83	19.881	79	26.33333	85.24590	28.41530	6.5	1.5	1	3	12	86.629
74	Paulk	James	4755456	120	2	89	18.262	86	28.66667	81.55738	27.18579	6.5	1.5	1.5	3	12.5	86.614
75	McCarthy	Richard	15150632	97	2	64	21.071	82	27.33333	73.77049	24.59016	7.5	1.5	2	3	13.5	86.495
76	Watson	Jay	11606839	170	2	73	21.071	80	26.66667	81.44754	27.04918	7	1.5	0	3	11	86.287
77	Rodriguez	Iris	12857844	134	1	49	15.167	82	20.66667	90.57277	30.19126	10	5	2	3	20	86.024
78	Prada	Orilando	47485359	116	3	126	19.119	74	24.66667	85.65574	28.55191	7	1.5	2	3	13.5	85.837
79	Sandoval	Marc	8833982	139	2	75	23.714	74	24.66667	80.73770	26.91257	5.5	1	2	2	10.5	85.793
80	Bailey	Keith	21342069	9	2	53	20.119	66	22.00000	83.60656	27.86885	10	1	1.5	3	15.5	85.488
81	Alexander	Kyle	3116289	2	2	88	18.095	63	21.00000	86.47441	28.82514	9	3.5	2	3	17.5	85.420
82	Allred	Spencer	25581089	4	1	47	23.833	64	21.33333	81.96721	27.32240	6.5	1	2	3	12.5	84.989
83	Olison	Kendall	12428572	111	3	101	13.357	69	23.00000	88.52459	29.50820	10	4	2	3	19	84.865
84	Rosenfield	Charles	4442994	137	1	27	18.524	63	21.00000	84.83607	28.27869	9	5	0	2	17	84.802
85	Ortiz	Juan	3012035	113	1	42	18.405	67	22.33333	84.01639	28.00546	10	2	2	3	16	84.743
86	Trevino	Jessie	7550454	164	1	9	19.024	79	26.33333	83.60656	27.86885	8	1.5	0	2	11.5	84.726
87	Campbell	Ramon	25439561	17	1	3	22.762	50	16.66667	86.88525	28.96175	8	3	2	3	16	84.390
88	Martinez	Josue	15137001	94	2	56	20.619	68	22.66667	81.44754	27.04918	8	2	1	3	14	84.335
89	Griffin	David	36228864	54	2	70	17.738	67	22.33333	87.29508	29.09836	8.5	1.5	2	3	15	84.170
90	Luke	Gabriel	3013824	90	2	93	22.976	58	19.33333	86.47541	28.82514	8.5	2	2	0	12.5	83.694
91	Williamson	Andrew	4811916	175	3	106	15.262	74	24.66667	84.42623	28.14208	7.5	2.5	2	3	15	83.070
92	Mikel	Eric	4810755	101	2	71	19.524	66	22.00000	81.96721	27.32240	8	2	1	3	14	82.846
93	Carrera	Matthew	25581222	22	2	76	20.190	62	23.33333	84.83607	28.27869	5.5	1	1.5	3	11	82.802
94	Garcia	Vincent	36222436	44	1	44	22.309	62	20.66667	82.78689	27.59563	7	1	1	3	12	82.572
95	Gordon	Lavalius	36399343	50	2	1	16.547	53	17.66667	86.47541	28.82514	10	4	2	3	19	82.099
96	Hawthorne	Michael	16772839	61	2	77	17.286	70	23.33333	83.60656	27.86885	6.5	1.5	2	3	13	81.488
97	Kwas	Jason	4751068	78	2	84	19.262	61	20.33333	85.24590	28.41530	7	1	2	3	13	81.010
98	Gonzalez	James	7046200	48	2	86	18.262	74	24.66667	79.09836	26.36612	8	1.5	0	2	11.5	80.795
99	Gouger	Norman	4370617	52	2	85	13.000	57	19.00000	86.06557	28.68852	10	5	2	3	20	80.688
100	Slott	Joshua	25624314	148	3	124	20.476	58	19.33333	90.98361	30.32787	5.5	1	2	2	10.5	80.637
101	Bryan	Christopher	25490647	14	1	36	15.405	72	24.00000	81.55738	27.18579	8	2	1.5	2	13.5	80.090
102	Howard	David	3079785	71	3	121	17.786	50	16.66667	88.52459	29.50820	10	1	2	3	16	79.960
103	Holley	Peter	3060461	172	1	45	17.381	60	20.00000	81.96721	27.32240	8.5	1.5	2	3	15	79.703
104	White	Stacey	3092589	166	1	18	12.571	65	21.66667	84.07699	28.00546	10	2	1	3	16	78.243
105	Unruh	Darin	4441695	166	1	6	13.262	67	22.33333	77.04918	25.68306	10	4.5	0	2	16.5	77.778
106	Ostreich	Mark	3031760	114	3	107	13.690	55	18.33333	84.42623	28.14208	8.5	1.5	4.5	3	17	77.166
107	Holman	Lonnie	32069449	70	2	1	17.809	43	14.33333	78.27869	26.09590	10	4	1	2	17	75.236



REGISTER OF ELIGIBLES FOR  
HOUSTON FIRE DEPARTMENT  
SENIOR CAPTAIN

ASSESSMENT CENTER: July 31, 2018  
WRITTEN EXAM & SITUATIONAL JUDGMENT: August 28, 2018  
List Certified: October 23, 2018  
List Expires: October 22, 2020

Rank	Last Name	First Name	NeoGov Random #	Alpha Test #	AC Group #	Random Test #	Assessment Score	Written Test Raw Percent Score	Written Test Converted Score	Situational Judgment Test Percent Score	Situational Judgment Test Converted Score	Seniority Pts	InRank_Pts	Educ_Pts	Cert_Pts	Total_Pts	Total Score
108	Hines	Trevin	7025319	66	1	4	10.714	56	18.6667	81.55738	27.18579	10	5	0	0	15	71.567
109	Harris	Michael	3043358	59	3	109	18.738	61	20.3333	0.00000	0.00000	9	4	1.5	3	17.5	56.571
110	Cravey	Johmle	36445506	29	1	43	22.643	0	0.00000	0.00000	0.00000	10	5	1	3	19	41.643
111	Underwood	Daniel	4761711	165	1	38	25.881	0	0.00000	0.00000	0.00000	8	1.5	2	3	14.5	40.381
112	Rodriguez	Wyman	3136922	136	1	46	19.238	0	0.00000	0.00000	0.00000	10	4.5	2	3	19.5	38.738
113	Tombeilin	Jeffrey	14945981	162	2	91	17.881	0	0.00000	0.00000	0.00000	9	4.5	2	3	18.5	36.381
114	Everette	Brandon	36255038	38	2	63	20.143	0	0.00000	0.00000	0.00000	8	3.5	1	2	14.5	34.643
115	Shaw	Delance	36224633	147	2	90	17.000	0	0.00000	0.00000	0.00000	10	3.5	1	3	17.5	34.500
116	Parker	Calvin	25423057	119	1	114	19.166	0	0.00000	0.00000	0.00000	7	3	1	3	14	33.166
117	Cody	John	25467233	28	3	114	17.095	0	0.00000	0.00000	0.00000	7	3.5	1	3	14.5	31.595
118	Canamar	Sergio	25430222	19	1	28	15.928	0	0.00000	0.00000	0.00000	8	2.5	2	3	15.5	31.428
119	Titte	Andrew	11779537	161	2	68	19.166	0	0.00000	0.00000	0.00000	6.5	1.5	1	2	11	30.166
120	Yarbrough	Dennis	36250516	179	2	69	18.547	0	0.00000	0.00000	0.00000	7	2.5	0	2	11.5	30.047
121	Gunnels	Travis	5737066	56	2	78	18.000	0	0.00000	0.00000	0.00000	8	2	0	1	11	29.000
122	Lee	Brandon	4786021	82	3	105	18.500	0	0.00000	0.00000	0.00000	7	1.5	0	2	10.5	29.000
123	Johnson	Steven	36239903	72	2	58	17.952	0	0.00000	0.00000	0.00000	8	1.5	0	1	10.5	28.452
124	Spurgeon	Charles	12257183	149	2	60	15.309	0	0.00000	0.00000	0.00000	9	1	0	2	12	27.309
125	Sarabia	Abel	16910698	141	2	87	11.262	0	0.00000	0.00000	0.00000	8.5	2	0	2	12.5	23.762
126	Henderson	Kirk	71689364	62	1	48	2.619	0	0.00000	0.00000	0.00000	8	3.5	2	3	16.5	19.119

The challenges were reviewed by the Test Review Committee (TRC), and each appeal and rebuttal were considered. The items were researched and discussed by the members of the Test Review Committee (TRC), and the decisions of the panel are as follows:

Senior Captain Written Knowledge Exam:

Item 1: Remain as Keyed	Item 20: Remain as Keyed	Item 53: Remain as Keyed	Item 82: Remain as Keyed
Item 3: Remain as Keyed	Item 22: Remain as Keyed	Item 57: Remain as Keyed	Item 83: Remain as Keyed
Item 7: Remain as Keyed	Item 25: Remain as Keyed	Item 58: Remain as Keyed	Item 85: Remain as Keyed
Item 8: Remain as Keyed	Item 26: Remain as Keyed	Item 62: Remain as Keyed	Item 86: Remain as Keyed
Item 9: Remain as Keyed	Item 39: Remain as Keyed	Item 68: Remain as Keyed	Item 96: Remain as Keyed
Item 11: Remain as Keyed	Item 40: Remain as Keyed	Item 71: Remain as Keyed	Item 99: Remain as Keyed
Item 14: Remain as Keyed	Item 43: Remain as Keyed	Item 75: Remain as Keyed	Item 100: Remain as Keyed
Item 15: Remain as Keyed	Item 44: Remain as Keyed	Item 74: Remain as Keyed	
Item 18: Remain as Keyed	Item 51: Remain as Keyed	Item 77: Remain as Keyed	
Item 19: Remain as Keyed	Item 52: Remain as Keyed	Item 81: Remain as Keyed	

Senior Captain Situational Judgment Exam: (numbers indicate responses 1-250 from the test)

1: Changed to A	43: Remain as Keyed	79: Changed to B	116: Remain as Keyed
5: Remain as Keyed	45: Remain as Keyed	82: Remain as Keyed	117: Remain as Keyed
6: Remain as Keyed	46: Remain as Keyed	87: Remain as Keyed	118: Remain as Keyed
8: Remain as Keyed	47: Changed to B	89: Remain as Keyed	119: Remain as Keyed
10: Remain as Keyed	50: Remain as Keyed	90: Remain as Keyed	122: Remain as Keyed
12: Remain as Keyed	56: Remain as Keyed	91: Remain as Keyed	124: Remain as Keyed
15: Remain as Keyed	57: Remain as Keyed	92: Remain as Keyed	125: Remain as Keyed
16: Remain as Keyed	58: Changed to B	93: Remain as Keyed	126: Changed to A
20: Remain as Keyed	60: Remain as Keyed	94: Remain as Keyed	128: Changed to A
21: Remain as Keyed	61: Remain as Keyed	100: Remain as Keyed	132: Changed to A
24: Remain as Keyed	62: Remain as Keyed	101: Changed to B	137: Remain as Keyed
27: Remain as Keyed	65: Remain as Keyed	102: Remain as Keyed	138: Remain as Keyed
30: Deleted	69: Remain as Keyed	103: Remain as Keyed	144: Remain as Keyed
31: Remain as Keyed	70: Remain as Keyed	106: Changed to A	146: Changed to A
33: Remain as Keyed	71: Remain as Keyed	107: Changed to A	148: Remain as Keyed
35: Remain as Keyed	74: Remain as Keyed	108: Remain as Keyed	149: Remain as Keyed
36: Remain as Keyed	75: Remain as Keyed	109: Remain as Keyed	151: Remain as Keyed

18 OCT 16 PM 2:36  
HOUSTON, TEXAS  
CIVIL SERVICE  
COMMISSION

REGISTER OF ELIGIBLES FOR  
HOUSTON FIRE DEPARTMENT  
SENIOR CAPTAIN

ASSESSMENT CENTER: July 31, 2018  
WRITTEN EXAM & SITUATIONAL JUDGMENT: August 28, 2018  
List Certified: October 23, 2018  
List Expires: October 22, 2020

Rank	Last Name	First Name	NeoGov Random #	Alpha Test #	AC Group #	Random Test #	Assessment Center Score	Written Test Raw Percent Score	Written Test Converted Score	Situational Judgment Test Percent Score	Situational Judgment Test Converted Score	Seniority Pts	InRank Pts	Educ. Pts	Cert. Pts	Total Pts	Total Score
37:	Remain as Keyed	76:	Remain as Keyed	112:	Remain as Keyed	153:	Remain as Keyed										
38:	Remain as Keyed	77:	Remain as Keyed	113:	Remain as Keyed	159:	Remain as Keyed										
42:	Remain as Keyed	78:	Remain as Keyed	114:	Remain as Keyed	165:	Remain as Keyed										
168:	Remain as Keyed	191:	Remain as Keyed	211:	Remain as Keyed	229:	Remain as Keyed										
169:	Remain as Keyed	194:	Changed to B	215:	Remain as Keyed	230:	Remain as Keyed										
171:	Remain as Keyed	196:	Remain as Keyed	216:	Changed to B	231-235:	Deleted										
172:	Remain as Keyed	198:	Remain as Keyed	217:	Remain as Keyed	236:	Remain as Keyed										
174:	Remain as Keyed	199:	Remain as Keyed	218:	Remain as Keyed	237:	Changed to B										
175:	Remain as Keyed	203:	Changed to B	219:	Changed to B	238:	Remain as Keyed										
178:	Changed to A	204:	Remain as Keyed	221:	Remain as Keyed	239:	Remain as Keyed										
179:	Changed to A	205:	Changed to B	226:	Remain as Keyed	242:	Remain as Keyed										
181:	Remain as Keyed	207:	Remain as Keyed	227:	Remain as Keyed	243-244:	Remain as Keyed										
188:	Remain as Keyed	209:	Remain as Keyed	228:	Remain as Keyed	250:	Remain as Keyed										

19 OCT 16 PM 2:36  
ONLINE SERVICE  
POSTERS SYSTEM  
HOUSTON, TEXAS