

CITY OF HOUSTON

OFFICE

BUSINESS OPPORTUNITY

Minority, Women, and Small Business Enterprise Awards Report FY2015 (YTD)

July 1, 2014 – September 30, 2014



Carlecia D. Wright
Director



Table of Contents

| | |
|---|-------|
| <u>MWSBE Awards Summary</u> | 3-5 |
| <u>Citywide Summary</u> | |
| Citywide Dollars Awarded | 6 |
| Citywide Participation Comparison by Year | 6 |
| Citywide MWSBE Awards by Certification Type | 7 |
| Citywide MWSBE Awards by Vendor Type | 7 |
| Citywide MWSBE Awards by Ethnicity and Contract Type | 7 |
| Citywide MWSBE Awards by Ethnicity | 7 |
| Citywide MWSBE Awards by Industry Type | 8 |
| Utilization of Certified Vendors by Industry Type | 8 |
| Citywide Awards by Department | 9 |
| <u>MWSBE Awards by Department</u> | |
| Administration Departments | |
| Administration and Regulatory Affairs | 11 |
| Finance Department | 12 |
| Human Resources | 13 |
| Houston Information Technology Services | 14 |
| Mayor's Office | 15 |
| Strategic Purchasing Division | 16 |
| Public Safety Departments | |
| Houston Emergency Center | 17 |
| Houston Fire Department | 18 |
| Houston Police Department | 19 |
| Municipal Courts Department | 20 |
| Development and Maintenance Departments | |
| Fleet Management Department | 21 |
| General Services Department | 22 |
| Houston Airport System | 23 |
| Public Works and Engineering | 24 |
| Solid Waste Management Department | 25 |
| Human and Cultural Services | |
| Department of Neighborhoods | 26 |
| Health and Human Services | 27 |
| Housing and Community Development | 28 |
| Houston Public Library | 29 |
| Houston Parks and Recreation Department | 30 |
| Appendices | |
| APPENDIX A: Citywide Exempt and Waiver Contracts | 32-33 |
| APPENDIX B: Contracts by Council District | 34 |
| APPENDIX C: Disadvantaged Business Enterprise (DBE) Contracts | 35 |





Background

In furtherance of Mayor Annise Parker's commitment to ensure the success of minority, women-owned, and small business enterprises (MWSBEs), the Office of Business Opportunity (OBO) is charged with creating a competitive and diverse business environment in the City of Houston by promoting the growth and success of these historically underutilized businesses, through their meaningful participation in the government procurement process. This progress is measured, in part, by monitoring the extent of these groups' participation on City contracts.

In compliance with Chapter 15, Article V of the City Code of Ordinances, this report details the progress city departments have made towards attaining the utilization goals established for the City's MWSBE program. In addition, for the purpose of reporting the awards to certified firms on all city-related contracts, this report includes the dollars amounts awarded to certified Disadvantaged Business Enterprises (DBE) who participate in United States Department of Transportation funded contracts (listed separately in Appendix C).

MWSBE Awards Summary

Year to date FY2015, the City of Houston awarded a total of \$183,957,248 to firms on construction, professional services, and purchasing agreements, with \$28,336,309 awarded to certified minority, women, and small, business enterprises (MWSBE) firms. Of that, \$8,441,997 were exempt contracts, \$46,911,484 were contracts with waivers, and \$3,592,792 were non-goal oriented contracts. Therefore the total dollar amount awarded on goal-oriented contracts only was \$125,010,975, of which \$27,837,958 was awarded to certified MWSBE firms, yielding an average utilization rate of 22.3%.

On analyzing participation of MWSBE firms on **goal-oriented** contracts by **ethnicity**, in a break from trends of previous years, Black-owned businesses received the largest share—\$9,680,028 or 34.8% of the total amount awarded to certified firms. Hispanic-owned businesses came in second, awarded \$5,353,862 or 19.2% of dollars awarded. Caucasian Women-owned firms came in third with \$4,175,278 or 15.0%. Non-minority Male-owned firms and Asian-owned firms tied for fourth place with 12.7%, awarded \$3,536,633 and \$3,532,381 respectively. Native American-owned firms continued to have the lowest participatory rate, earning \$1,559,777 or 5.6% of dollars awarded. Awards to certified firms each on these contracts totaled 1,034 with the following breakdown: Blacks – 291, Caucasian Women – 261, Hispanics – 161, Non-minority Males – 166, Asians – 146, and Native Americans – 9.

When analyzed by **industry**, MWSBE certified firms on **goal-oriented** construction contracts were awarded \$14,077,497, which is 22.1% of the total amount of \$63,738,259 awarded in all city-related construction projects. \$4,988,879 or 27.7% of all professional services contracts awarded citywide, totaling \$17,983,517, went to certified firms. A total of \$8,771,582 was awarded to certified firms on purchasing projects, which is 20.3% of the \$43,289,199 awarded to all purchasing projects citywide.

Summary of Exempt and Contracts with Waivers

As stated above, \$8,441,997 were contracts exempt from a goal for reasons such as grant and state funds. The remaining \$46,911,484 include contracts that are subject for approval by OBO for a goal waiver due to sole source, non-divisibility, interlocal agreements, cooperative purchasing agreements, DIR, HGAC, no certified firms available, etc. Please see page 32-33 for more details.





Certification Types

Minority Business Enterprise (MBE) certification applies to firms owned and operated by minorities. MBE goals may be applied to any locally funded contract type.

Women Business Enterprise (WBE) certification applies to firms owned and operated by females. As of July 1, 2013, pursuant to amendments to Chapter 15, Article V of the City Code of Ordinances, WBEs have been reinstated on construction contracts, therefore, WBE goals are now applied to any locally funded contract types.

Small Business Enterprise (SBE) certification is race and gender neutral, and applies only to eligible firms in the construction industry. SBEs can be used, up to 4%, to meet contract specific subcontracting MWBE goals on construction related contracts.

Persons with Disabilities Business Enterprise (PDBE) certification applies to eligible firms owned and operated by a disabled veteran or individuals with an existing medically determined physical or mental impairment of a chronic or permanent character. PDBE utilization may be used to augment citywide goals set by City Council. Most PDBEs have multiple certification types. At the time that a contract is awarded, the prime contractor determines which certification type will be utilized. In most cases, PDBEs are utilized as an MBE or SBE.

Disadvantaged Business Enterprise (DBE) certification is a federal certification and applies to firms owned and operated by economically disadvantaged individuals. DBE goals apply only to U.S. Department of Transportation contracts that receive Federal financial assistance.

Goal Oriented Contracts

There are three types of goal-oriented contract and non-contract projects: construction, professional services and purchasing. These projects are goal-oriented, which requires MWSBE utilization. The following are the types of goal-oriented contracts and their annual citywide goals set by City Council.

Construction contracts are related to construction projects above \$1M. As of July 1, 2013, pursuant to amendments to Chapter 15, Article V of the City Code of Ordinances, the new citywide goal for construction projects increased from 22% to 34%, consisting of MBEs, WBEs and SBEs. While the goals were effective July 1, 2013, the effect of the amendments on city contracting will be fully realized over time.

Professional Services contracts (also known as Regulated contracts) require a professional license e.g. architect, engineer, attorney, or accountant etc. The citywide goal for professional services contracts is 24%.

Purchasing contracts provide for the supply of goods and non-personal or nonprofessional services above \$100K. The citywide goal for purchasing contracts is 11%.

The following are subcategories under purchasing contracts. These are non goal-oriented contract types and do not have citywide goals set by City Council. Note: the utilization of certified vendors on purchase orders and Pcards augments the citywide goal achievement percentage. Purchase orders and Pcard purchases are included in the "purchasing total" in this report.

- **Purchase orders:** direct orders for various purchases made from vendors.
- **Pcard purchases:** direct purchases from vendors using City of Houston purchasing cards

Contracts with Waivers* are contracts that don't have a goal per Chapter 15, Article V, Section 15-83, these contracts must be reviewed and approved by the Office of Business Opportunity (OBO). The following reflect the most frequent circumstances under which OBO may approve a request to waive a contract goal:

- **Emergency Contracts** - A public or administrative emergency exists which requires the goods or services being procured to be provided with unusual immediacy.
- **Specialized Contract** - If goods and services being procured are specialized, technical or of a unique nature as to require the contracting department to select its contractor without application of a goal.
- **Economic Burden or Risk** - If requiring a goal would impose an unwarranted economic burden or risk on the City or unduly delay acquisition of the goods or services, or is not in the best interest of the City.





- **No MWSBEs available** – There are no MWSBEs available in the market to perform the work required in the contract or who possess the specialized license or certification required to do the work.
- **Interlocal Agreements/Cooperative Purchasing Agreements/DIR/HGAC** - These are agreements the City enters into with other governmental entities in the interest of cooperatively sharing resources for their mutual benefit.
- **Non Divisible** - The contract cannot be divided to include the use of subcontractors.
- **Sole Source** - Contracts awarded to meet a need that can only be supplied from a firm that provides specialized and/or unique products or services.
- **Direct shipment** - Contracts where the goods are directly shipped to the customer.

**Departments are required to request a 0% goal from OBO, however, in some cases a department has requested a 0% goal directly from City Council.*

Non Goal-Oriented Contracts – Construction contracts \$1,000,000 or less and Purchasing contracts \$100,000 or less. These are contracts that do not require certified firms or a review from the Office of Business Opportunity.



Citywide Dollars Awarded

| | A | B | C = A+B | D = B/C |
|-----------------------------|----------------------|---------------------|----------------------|--------------|
| Contract Type | Non MWSBE Amount | MWSBE Amount | Total Amount | MWSBE % |
| Construction Total | \$49,660,761 | \$14,077,497 | \$63,738,259 | 22.1% |
| Professional Services Total | \$12,994,638 | \$4,988,879 | \$17,983,517 | 27.7% |
| Purchasing Total | \$34,517,617 | \$8,771,582 | \$43,289,199 | 20.3% |
| Total | \$97,173,016 | \$27,837,958 | \$125,010,975 | 22.3% |
| Exempt Contracts | \$8,441,997 | \$0 | \$8,441,997 | 0.0% |
| Waiver Contracts | \$46,740,619 | \$170,865 | \$46,911,484 | 0.4% |
| Non-Goal Oriented | \$3,265,307 | \$327,486 | \$3,592,792 | 9.1% |
| Grand Total | \$155,620,939 | \$28,336,309 | \$183,957,248 | 15.4% |

- A. Non MWSBE Amount**- Dollars awarded to non-certified firms on contract and non-contract projects. Non-certified prime contractors and non-certified subcontractors are both utilized on projects, therefore this category includes prime and subcontractors.
- B. MWSBE Amount** - Dollars awarded to certified MWSBE firms on contract and non-contract projects. Certified MWSBEs can serve as both prime and subcontractors, therefore prime and subcontractors are both included in this category.
- C. Total Amount Awarded** - Total contract and non-contract dollars awarded to certified and non-certified firms.
- D. MWSBE %** - Percentage of the amount awarded to certified firms compared to the total amount awarded to certified and non-certified firms.

Year to Date Participation Citywide

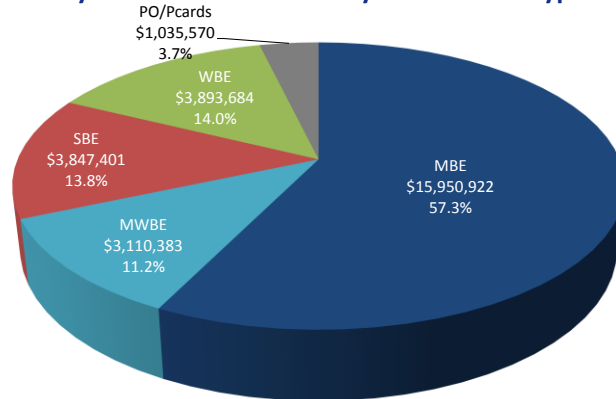
| Contract Area | July 2014 - September 2014 | | |
|---------------------------------------|----------------------------|---------------------|--------------|
| | Total | MWSBE | % |
| Construction - MBE | | \$7,088,507 | 11.1% |
| Construction - SBE | | \$3,847,401 | 6.0% |
| Construction - WBE | | \$3,141,590 | 4.9% |
| Construction - MWBE | | | 0.0% |
| Construction - Total | \$63,738,259 | \$14,077,497 | 22.1% |
| Professional Services - MBE | | \$3,894,752 | 21.7% |
| Professional Services - WBE | | \$111,889 | 0.6% |
| Professional Services - MWBE | | \$982,237 | 5.5% |
| Professional Services | \$17,983,517 | \$4,988,879 | 27.7% |
| Purchasing⁽¹⁾ | | | |
| Purchasing Contracts - MBE | | \$4,967,663 | 15.1% |
| Purchasing Contracts - WBE | | \$640,204 | 1.9% |
| Purchasing Contracts - MWBE | | \$2,128,145 | 6.5% |
| Total Purchasing Contracts | \$32,917,361 | \$7,736,012 | 23.5% |
| Purchase Orders | \$7,348,257 | \$907,197 | 12.3% |
| PCARD | \$3,023,581 | \$128,373 | 4.2% |
| Purchasing Total | \$43,289,199 | \$8,771,582 | 20.3% |
| Total without Exempt Purchases | \$125,010,975 | \$27,837,958 | 22.3% |
| Exempt Contracts | \$8,441,997 | \$0 | 0.0% |
| Waiver Contracts | \$46,911,484 | \$170,865 | 0.4% |
| Non-Goal Oriented Contracts | \$3,592,792 | \$327,486 | 9.1% |
| Total with Exempt Purchases | \$183,957,248 | \$28,336,309 | 15.4% |

- 1) Beginning FY 2014, contracts with DBEs were tracked separately – See Appendix C for more details.
- 2) MWBE certification type was introduced to represent subcontractors whose use as an MBE or WBE was undetermined at the time the contract was awarded.
- 3) Purchase orders and Pcards have multiple certification types which do not require a designation at the time of purchase.
- 4) Beginning FY2015, contracts exempt from a goal were further categorized into Exempt Contracts and Contracts with waivers.





Citywide MWSBE Awards by Certification Type



• PO/Pcards do not require the certification type designated at the time of purchase.

Citywide MWSBE Awards by Vendor Type

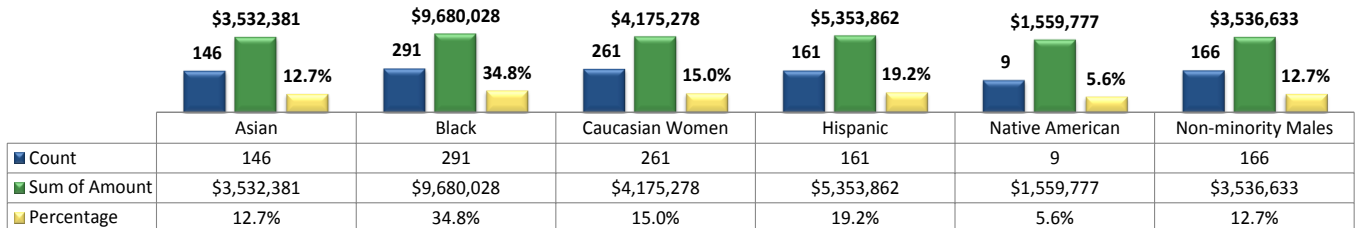
| | A | | B | C=A/Grand Total |
|--------------------|---------------------|---------------------|----------------------|-----------------|
| Vendor Type | Non MWSBE | MWSBE | Total Award | Percent |
| Prime Contract | \$87,678,076 | \$5,233,460 | \$92,911,537 | 4.2% |
| Subcontract | \$158,672 | \$21,568,928 | \$21,727,600 | 17.3% |
| PO/Pcards | \$9,336,268 | \$1,035,570 | \$10,371,838 | 0.8% |
| Grand Total | \$97,173,016 | \$27,837,958 | \$125,010,975 | 22.3% |

• PO/Pcards do not require the vendor type to be designated .

Citywide MWSBE Awards by Ethnicity and Contract Type

| Contract Type | Asian | Black | Caucasian Women | Hispanic | Native American | Non-minority Males | Grand Total |
|------------------------|--------------------|--------------------|--------------------|--------------------|--------------------|--------------------|---------------------|
| Construction | \$211,499 | \$2,368,537 | \$2,541,089 | \$3,944,567 | \$1,553,344 | \$3,458,462 | \$14,077,497 |
| Professional Services | \$2,538,652 | \$1,506,283 | \$168,318 | \$775,626 | \$0 | \$0 | \$4,988,879 |
| Purchasing - Contracts | \$599,462 | \$5,560,440 | \$1,116,341 | \$454,546 | \$5,222 | \$0 | \$7,736,012 |
| PO/Pcards | \$182,768 | \$244,768 | \$349,530 | \$179,122 | \$1,211 | \$78,171 | \$1,035,570 |
| Grand Total | \$3,532,381 | \$9,680,028 | \$4,175,278 | \$5,353,862 | \$1,559,777 | \$3,536,633 | \$27,837,958 |

Citywide MWSBE Awards by Ethnicity



• The count in each chart represents the number of prime and subcontractors awards. The percentage represents the portion of dollars awarded to certified firms compared to the total dollar amount awarded to all certified firms.

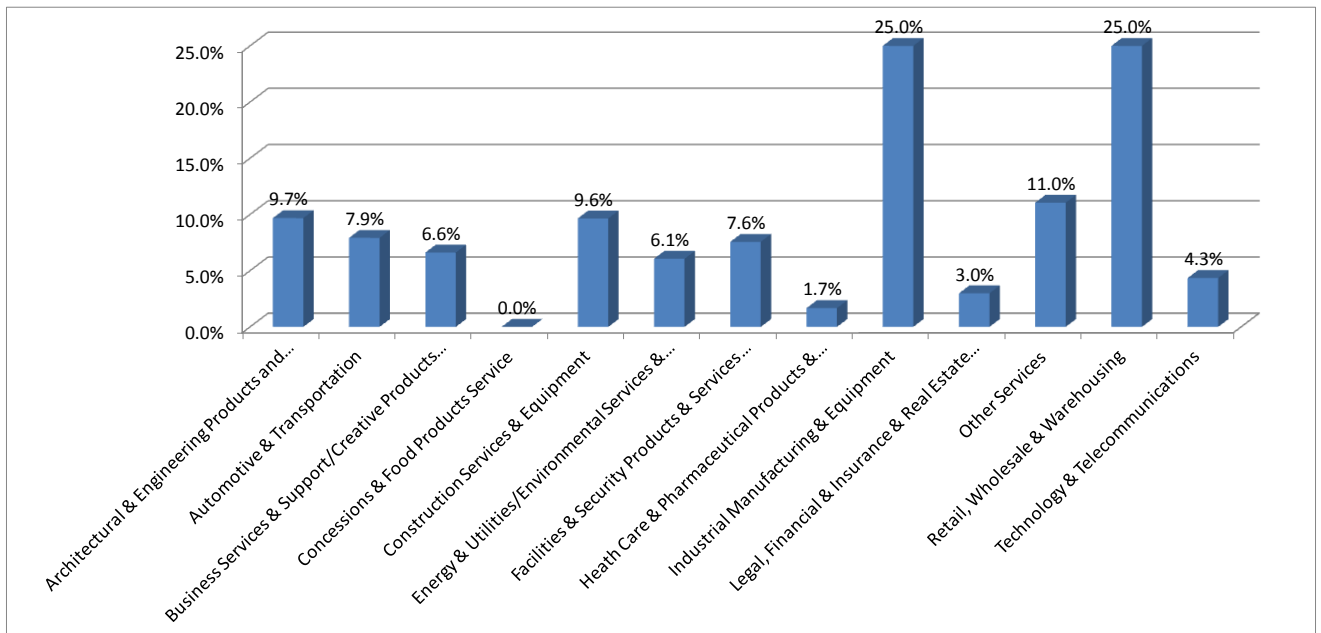




Citywide MWSBE Awards by Industry Type

| | A | B | C=B/A | D | E=D/B |
|--|---------------------------|--------------------------------|---------------------------|---------------------|--------------------|
| Industry Type | Number of Certified Firms | Number of Certified Firms used | Percentage of Utilization | Amount | Average per Vendor |
| Architectural & Engineering Products and Services | 217 | 21 | 9.7% | \$3,604,949 | \$171,664 |
| Automotive & Transportation | 101 | 8 | 7.9% | \$325,948 | \$40,744 |
| Business Services & Support/Creative Products & Services | 363 | 24 | 6.6% | \$4,022,398 | \$167,600 |
| Concessions & Food Products Service | 56 | 0 | 0.0% | \$0 | |
| Construction Services & Equipment | 684 | 66 | 9.6% | \$9,316,343 | \$141,157 |
| Energy & Utilities/Environmental Services & Equipment | 99 | 6 | 6.1% | \$1,016,770 | \$169,462 |
| Facilities & Security Products & Services (Janitorial/Security/HVAC) | 238 | 18 | 7.6% | \$2,499,841 | \$138,880 |
| Health Care & Pharmaceutical Products & Services | 60 | 1 | 1.7% | \$868 | \$868 |
| Industrial Manufacturing & Equipment | 48 | 12 | 25.0% | \$1,951,188 | \$162,599 |
| Legal, Financial & Insurance & Real Estate Services | 134 | 4 | 3.0% | \$469,982 | \$117,496 |
| Other Services | 181 | 20 | 11.0% | \$1,488,770 | \$74,438 |
| Retail, Wholesale & Warehousing | 136 | 34 | 25.0% | \$2,578,724 | \$75,845 |
| Technology & Telecommunications | 138 | 6 | 4.3% | \$562,178 | \$93,696 |
| Grand Total | 2,455 | 220 | 9.0% | \$27,837,958 | \$126,536 |

Utilization of Certified Vendors by Industry Type





FY2015 MWSBE Awards by Department July - September ⁽¹⁾

| | Non MWSBE | | MWSBE | | Total Award | | |
|---|---------------|---------------------|--------------|---------------------|---------------|----------------------|---------------------------|
| | A | | B | | C=A+B | | D=B/C |
| Department/Division ⁽²⁾ | Count | Amount | Count | Amount | Count | Total | Current Percentage |
| Administration & Regulatory Affairs | 293 | \$1,059,249 | 3 | \$165,012 | 296 | \$1,224,261 | 13.5% |
| City Council * | 100 | \$29,186 | | | 100 | \$29,186 | 0.0% |
| City of Houston * | 5 | \$22,944 | | | 5 | \$22,944 | 0.0% |
| City Secretary * | 1 | \$4 | | | 1 | \$4 | 0.0% |
| City Controller * | 81 | \$542,053 | 3 | \$59,206 | 84 | \$601,258 | 9.8% |
| Department of Neighborhoods | 137 | \$36,263 | 2 | \$3,418 | 139 | \$39,681 | 8.6% |
| Finance Department ⁽³⁾ | 76 | \$60,302 | 6 | \$3,854 | 82 | \$64,156 | 6.0% |
| Fleet Management Department | 626 | \$897,021 | 23 | \$77,408 | 649 | \$974,429 | 7.9% |
| General Services Department | 1,062 | \$885,618 | 44 | \$112,959 | 1,106 | \$998,577 | 11.3% |
| Houston Airport System | 1,720 | \$9,240,602 | 172 | \$3,053,708 | 1,892 | \$12,294,310 | 24.8% |
| Housing & Community Development | 95 | \$12,951,512 | 15 | \$13,640 | 110 | \$12,965,151 | 0.1% |
| Houston Emergency Center | 129 | \$34,917 | 1 | \$369 | 130 | \$35,286 | 1.0% |
| Houston Fire Department | 600 | \$1,095,623 | 61 | \$173,589 | 661 | \$1,269,212 | 13.7% |
| Houston Information Technology Services | 127 | \$1,141,804 | 5 | \$546,920 | 132 | \$1,688,725 | 32.4% |
| Health and Human Services | 1,049 | \$1,399,935 | 75 | \$121,541 | 1,124 | \$1,521,476 | 8.0% |
| Houston Parks and Recreations Department | 1,101 | \$2,064,042 | 30 | \$54,109 | 1,131 | \$2,118,151 | 2.6% |
| Houston Police Department | 1,031 | \$2,580,536 | 31 | \$222,219 | 1,062 | \$2,802,755 | 7.9% |
| Houston Public Library | 179 | \$240,725 | 21 | \$24,279 | 200 | \$265,004 | 9.2% |
| Human Resources | 241 | \$1,116,244 | 18 | \$315,383 | 259 | \$1,431,627 | 22.0% |
| Legal Department | 936 | \$1,660,040 | 2 | \$158 | 938 | \$1,660,198 | 0.0% |
| Municipal Courts Department | 354 | \$71,308 | 1 | \$1,525 | 355 | \$72,833 | 2.1% |
| Mayor's Office | 212 | \$300,375 | 1 | \$17,000 | 213 | \$317,375 | 5.4% |
| Office of Business Opportunity | 36 | \$10,991 | | | 36 | \$10,991 | 0.0% |
| Planning & Development Department | 53 | \$42,987 | | | 53 | \$42,987 | 0.0% |
| Public Works and Engineering | 2,308 | \$51,611,306 | 495 | \$20,957,676 | 2,803 | \$72,568,982 | 28.9% |
| Strategic Purchasing Division | 7 | \$7,979,316 | 18 | \$1,906,329 | 25 | \$9,885,645 | 19.3% |
| Solid Waste Management Department | 196 | \$98,114 | 7 | \$7,655 | 203 | \$105,769 | 7.2% |
| Total | 12,755 | \$97,173,016 | 1,034 | \$27,837,958 | 13,789 | \$125,010,975 | 22.3% |

* Departments denoted with an asterisk only include expenditures for purchase orders and Pcards, which are not goal-oriented and do not require certified firms on each purchase. However, certified firms that were utilized on purchase orders and Pcards are counted toward the purchasing goal.

(1) Excludes Exempt and non goal-oriented contracts.

(2) The amounts for Strategic Purchasing and City of Houston reflect contracts and non-contracts processed for multiple departments and cannot be applied to the certified vendor awards for one department only.

(3) Finance Department figures include General Government transactions as well.

Note: As the Legal Department (LGL), Office of Business Opportunity (OBO) and Planning and Development Department (P&D) did not utilize MWSBE certified firms this fiscal quarter, these departments will not have a department page allocated.





Table of Contents

MWSBE Awards by Department

Administration Departments

| | |
|---|----|
| Administration and Regulatory Affairs | 11 |
| Finance Department | 12 |
| Human Resources | 13 |
| Houston Information Technology Services | 14 |
| Mayor's Office | 15 |
| Strategic Purchasing Division | 16 |

Public Safety Departments

| | |
|-----------------------------|----|
| Houston Emergency Center | 17 |
| Houston Fire Department | 18 |
| Houston Police Department | 19 |
| Municipal Courts Department | 20 |

Development and Maintenance Departments

| | |
|-----------------------------------|----|
| Fleet Management Department | 21 |
| General Services Department | 22 |
| Houston Airport System | 23 |
| Public Works and Engineering | 24 |
| Solid Waste Management Department | 25 |

Human and Cultural Services

| | |
|---|----|
| Department of Neighborhoods | 26 |
| Health and Human Services | 27 |
| Housing and Community Development | 28 |
| Houston Public Library | 29 |
| Houston Parks and Recreation Department | 30 |



Administration and Regulatory Affairs

Details by Department

Jul 1, 2014 – Sep 30, 2014

The Administration and Regulatory Affairs Department (ARA) provides efficient and logical solutions to administrative and regulatory challenges. The department oversees Parking, Operations/3-1-1, Payroll, Administrative Services, BARC (the City's Animal Shelter and Adoption Facility), Transportation and Insurance Management.

Year to date in FY2015, ARA awarded \$1,947,959, of which \$180,210 was awarded to certified firms, accounting for a 9.3% utilization. However, from this total, \$45,198 were non goal-oriented contracts and \$678,500 were contracts with waivers. From the remaining \$1,224,261, the department registered a 13.5% utilization by awarding \$165,012 to certified firms.

FY2015 Dollars Awarded

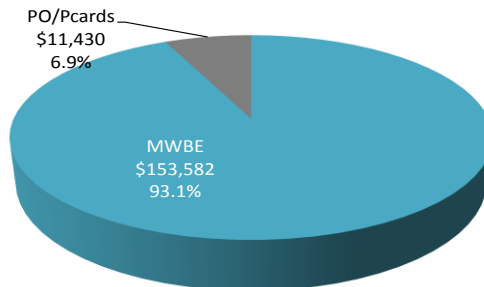
| | A | B | C = A+B | D = B/C |
|-----------------------------|--------------------|------------------|----------------------|--------------|
| Contract Type | Non MWSBE Amount | MWSBE Amount | Total Amount Awarded | MWSBE % |
| Construction Total | \$0 | \$0 | \$0 | 0.0% |
| Professional Services Total | \$0 | \$0 | \$0 | 0.0% |
| Purchasing Total | \$1,059,249 | \$165,012 | \$1,224,261 | 13.5% |
| Total | \$1,059,249 | \$165,012 | \$1,224,261 | 13.5% |
| Exempt Contracts | \$0 | \$0 | \$0 | 0.0% |
| Waiver Contracts | \$678,500 | \$0 | \$678,500 | 0.0% |
| Non-Goal Oriented | \$30,000 | \$15,198 | \$45,198 | 33.6% |
| Grand Total | \$1,767,749 | \$180,210 | \$1,947,959 | 9.3% |

FY2015 MWSBE Awards by Vendor Type

| | A | B | C=A/Grand Total |
|--------------------|--------------------|------------------|--------------------|
| Vendor Type | Non MWSBE | MWSBE | Total Award |
| Prime | \$870,299 | | \$870,299 |
| Subcontractor | | \$153,582 | \$153,582 |
| PO/Pcards | \$188,950 | \$11,430 | \$200,380 |
| Total Award | \$1,059,249 | \$165,012 | \$1,224,261 |
| | | | 13.5% |

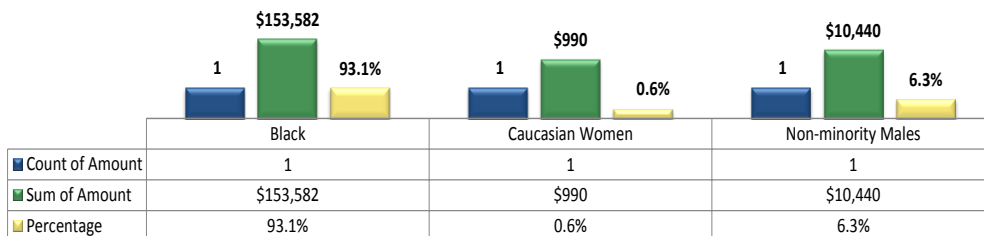
- PO/Pcards do not require the vendor type designated.

FY2015 MWSBE Awards by Certification Type



- PO/Pcards do not require that certification type be designated at the time of purchase.

FY2015 MWSBE Awards by Ethnicity



- The count in each chart represents the number of awards. The percentage represents the portion of dollars awarded to certified firms compared to the total dollar amount awarded to all certified firms.



Finance

Details by Department

Jul 1, 2014 – Sep 30, 2014

The Finance Department's (FIN) mission is to safeguard the fiscal integrity of the City, and enable City stakeholders to do the same. The department's responsibilities are distributed among the Director's Office, Administrative Office of City Council, Financial Planning and Analysis, Financial Reporting and Operations, Performance Improvement, Strategic Purchasing, and Treasury and Capital Management.

General Government (GG) transactions are included in the summary. GG transactions are citywide expenditures, primarily in the form of purchase orders and Pcards.

Year to date in FY2015, the department awarded \$64,156, of which \$3,854 was awarded to certified firms, accounting for a 6.0% utilization.

All of the transactions this fiscal quarter were either purchase orders or Pcards, which do not necessitate a goal, thereby accounting for the lower percentage.

FY2015 Dollars Awarded

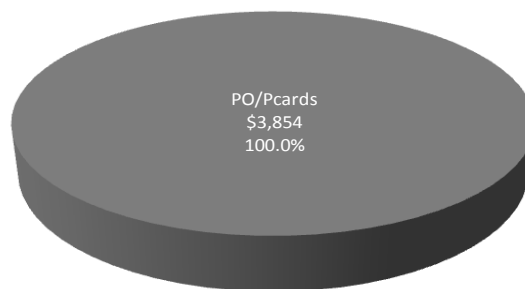
| | A | B | C = A+B | D = B/C |
|-----------------------------|------------------|----------------|----------------------|-------------|
| Contract Type | Non MWSBE Amount | MWSBE Amount | Total Amount Awarded | MWSBE % |
| Construction Total | \$0 | \$0 | \$0 | 0.0% |
| Professional Services Total | \$0 | \$0 | \$0 | 0.0% |
| Purchasing Total | \$25,028 | \$3,854 | \$28,882 | 13.3% |
| Purchasing Total (GG) | \$35,274 | \$0 | \$35,274 | 0.0% |
| Total | \$60,302 | \$3,854 | \$64,156 | 6.0% |
| Exempt Contracts | \$0 | \$0 | \$0 | 0.0% |
| Waiver Contracts | \$0 | \$0 | \$0 | 0.0% |
| Non-Goal Oriented | \$0 | \$0 | \$0 | 0.0% |
| Grand Total | \$60,302 | \$3,854 | \$64,156 | 6.0% |

FY2015 MWSBE Awards by Vendor Type

| | A | B | C=A/Grand Total |
|--------------------|-----------------|----------------|-----------------|
| Vendor Type | Non MWSBE | MWSBE | Total Award |
| PO/Pcards | \$60,302 | \$3,854 | \$64,156 |
| Total Award | \$60,302 | \$3,854 | \$64,156 |

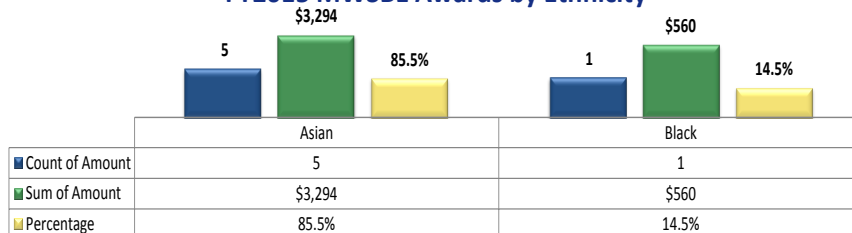
- PO/Pcards do not require the vendor type designated.

FY2015 MWSBE Awards by Certification Type



- PO/Pcards do not require that certification type be designated at the time of purchase.

FY2015 MWSBE Awards by Ethnicity



- The count in each chart represents the number of awards. The percentage represents the portion of dollars awarded to certified firms compared to the total dollar amount awarded to all certified firms.

Human Resources

Details by Department

Jul 1, 2014 – Sep 30, 2014

The Human Resources Department (HR) is committed to the recruitment, retention and development of a highly diverse workforce, serving more than 21,000 city employees across 25 city departments. HR manages services for Safety and Risk Management, Workers' Compensation, Benefits Administration, Talent Management, Strategic Planning and Citywide Corporate Training.

Year to date in FY2015, HR awarded \$1,549,602, of which \$315,383 was awarded to certified firms, accounting for a 20.4% utilization. However from this total, \$117,975 were granted a waiver. The percentage of certified firms from the remaining amount of \$1,431,627 was 22.0%.

FY2015 Dollars Awarded

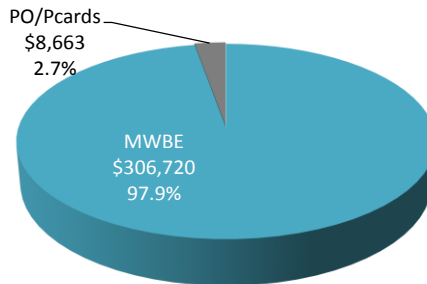
| | A | B | C = A+B | D = B/C |
|-----------------------------|--------------------|------------------|----------------------|--------------|
| Contract Type | Non MWSBE Amount | MWSBE Amount | Total Amount Awarded | MWSBE % |
| Construction Total | \$0 | \$0 | \$0 | 0.0% |
| Professional Services Total | \$971,280 | \$306,720 | \$1,278,000 | 24.0% |
| Purchasing Total | \$144,964 | \$8,663 | \$153,627 | 5.6% |
| Total | \$1,116,244 | \$315,383 | \$1,431,627 | 22.0% |
| Exempt Contracts | \$0 | \$0 | \$0 | 0.0% |
| Waiver Contracts | \$117,975 | \$0 | \$117,975 | 0.0% |
| Non-Goal Oriented | \$0 | \$0 | \$0 | 0.0% |
| Grand Total | \$1,234,219 | \$315,383 | \$1,549,602 | 20.4% |

FY2015 MWSBE Awards by Vendor Type

| | A | B | C=A/Grand Total |
|--------------------|--------------------|------------------|--------------------|
| Vendor Type | Non MWSBE | MWSBE | Total Award |
| Prime | \$971,280 | | \$971,280 |
| Subcontractor | | \$306,720 | \$306,720 |
| PO/Pcards | \$144,964 | \$8,663 | \$153,627 |
| Total Award | \$1,116,244 | \$315,383 | \$1,431,627 |
| | | | 22.0% |

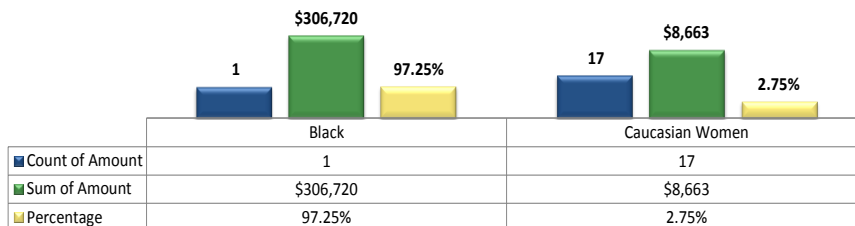
• PO/Pcards do not require the vendor type designated.

FY2015 MWSBE Awards by Certification Type



• PO/Pcards do not require that certification type be designated at the time of purchase.

FY2015 MWSBE Awards by Ethnicity



• The count in each chart represents the number of awards. The percentage represents the portion of dollars awarded to certified firms compared to the total dollar amount awarded to all certified firms.

Houston Information Technology Services

Details by Department

Jul 1, 2014 – Sep 30, 2014

The Houston Information Technology Services Department (HITS) primarily focuses on IT governance, the building of customer service centric relationships/partnerships, and operational efficiency. The department's projects includes the Radio Replacement Project, replacing the existing infrastructure with a state-of-the-art system to enhance reliability and efficiency. HITS also manages the City's SAP ERP organization and the Customer Service Center (CSC), which is a single point of contact for all City users to direct questions and report problems regarding IT services.

Year to date in FY2015, the department awarded \$6,141,554, of which \$546,920 was awarded to certified firms, accounting for 8.9% utilization over all awards. However from this total, \$4,452,829 was granted a waiver. From the remaining \$1,688,725, the department registered a 32.4% utilization by awarding \$546,920 to certified firms.

FY2015 Dollars Awarded

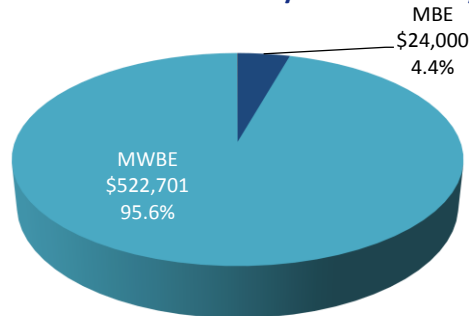
| | A | B | C = A+B | D = B/C |
|-----------------------------|--------------------|------------------|----------------------|--------------|
| Contract Type | Non MWSBE Amount | MWSBE Amount | Total Amount Awarded | MWSBE % |
| Construction Total | \$0 | \$0 | \$0 | 0.0% |
| Professional Services Total | \$0 | \$0 | \$0 | 0.0% |
| Purchasing Total | \$1,141,804 | \$546,920 | \$1,688,725 | 32.4% |
| Total | \$1,141,804 | \$546,920 | \$1,688,725 | 32.4% |
| Exempt Contracts | \$0 | \$0 | \$0 | 0.0% |
| Waiver Contracts | \$4,452,829 | \$0 | \$4,452,829 | 0.0% |
| Non-Goal Oriented | \$0 | \$0 | \$0 | 0.0% |
| Grand Total | \$5,594,633 | \$546,920 | \$6,141,554 | 8.9% |

FY2015 MWSBE Awards by Vendor Type

| | A | B | C=A/Grand Total |
|--------------------|--------------------|------------------|--------------------|
| Vendor Type | Non MWSBE | MWSBE | Total Award |
| Prime | \$1,046,730 | | \$1,046,730 |
| Subcontractor | | \$546,701 | \$546,701 |
| PO/Pcards | \$95,075 | \$220 | \$95,295 |
| Total Award | \$1,141,804 | \$546,920 | \$1,688,725 |
| | | | 32.4% |

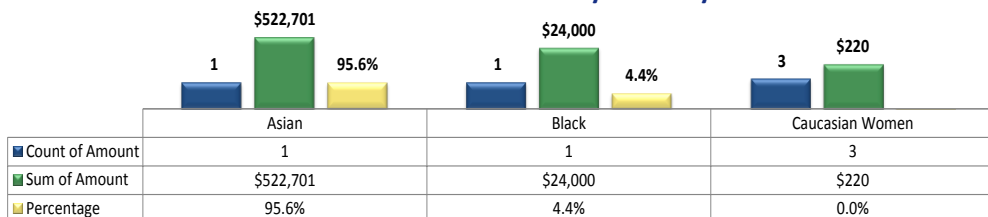
• PO/Pcards do not require the vendor type designated.

FY2015 MWSBE Awards by Certification Type



• PO/Pcards do not require that certification type be designated at the time of purchase.

FY2015 MWSBE Awards by Ethnicity



• The count in each chart represents the number of awards. The percentage represents the portion of dollars awarded to certified firms compared to the total dollar amount awarded to all certified firms.



Mayor's Office

Details by Department

Jul 1, 2014 – Sep 30, 2014

The Mayor's Office (MYR) is responsible for the general management of the City and for seeing that laws and ordinances are enforced. Divisions of the Mayor's Office include, but are not limited to, CitizensNet, Crime Victims Assistance, Cultural Affairs, Economic Development, Green Houston, HTV (Municipal Channel), Intergovernmental Relations, International Trade and Development, Public Safety and Homeland Security, and Special Events.

Year to date, in FY2015, the Mayor's office awarded \$1,323,821, of which \$17,000 was awarded to certified firms, amounting to a 1.3% utilization. From this amount however, waiver contracts totaled \$1,006,447. From the remaining \$317,375, the department registered a 5.4% utilization by awarding \$17,000 to certified firms. There was one Professional Services contracts this quarter, with a 7% goal, which pertained to the Hotel Occupancy Tax (HOT) fund, therefore the amount to the Subcontractors was undetermined at the time of award.

FY2015 Dollars Awarded

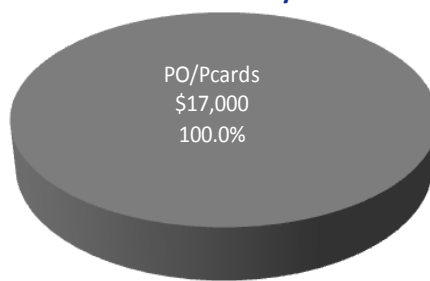
| | A | B | C = A+B | D = B/C |
|-----------------------------|--------------------|-----------------|----------------------|-------------|
| Contract Type | Non MWSBE Amount | MWSBE Amount | Total Amount Awarded | MWSBE % |
| Construction Total | \$0 | \$0 | \$0 | 0.0% |
| Professional Services Total | \$150,000 | \$0 | \$150,000 | 0.0% |
| Purchasing Total | \$150,375 | \$17,000 | \$167,375 | 10.2% |
| Total | \$300,375 | \$17,000 | \$317,375 | 5.4% |
| Exempt Contracts | \$0 | \$0 | \$0 | 0.0% |
| Waiver Contracts | \$1,006,447 | \$0 | \$1,006,447 | 0.0% |
| Non-Goal Oriented | \$0 | \$0 | \$0 | 0.0% |
| Grand Total | \$1,306,821 | \$17,000 | \$1,323,821 | 1.3% |

FY2015 MWSBE Awards by Vendor Type

| | A | B | C=A/Grand Total |
|----------------------------------|------------------|-----------------|------------------|
| Vendor Type <input type="text"/> | Non MWSBE | MWSBE | Total Award |
| Prime | \$150,000 | | \$150,000 |
| PO/Pcards | \$150,375 | \$17,000 | \$167,375 |
| Total Award | \$300,375 | \$17,000 | \$317,375 |
| | | | 5.4% |

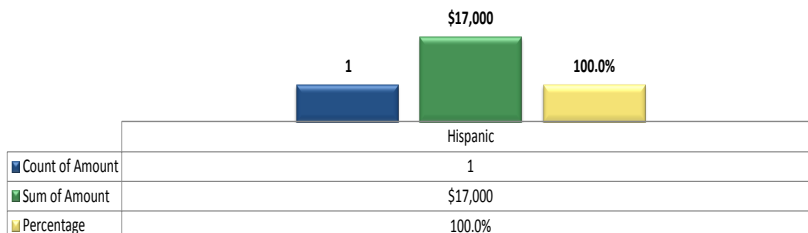
- PO/Pcards do not require the vendor type designated.

FY2015 MWSBE Awards by Certification Type



- PO/Pcards do not require that certification type be designated at the time of purchase.

FY2015 MWSBE Awards by Ethnicity



- The count in each chart represents the number of awards. The percentage represents the portion of dollars awarded to certified firms compared to the total dollar amount awarded to all certified firms.

Strategic Purchasing Division

Details by Department

Jul 1, 2014 – Sep 30, 2014

The Strategic Purchasing Division (SPD) falls under the operational direction of the Finance Department. The division manages and facilitates procurement services, overseeing all aspects of the procurement process, and is a guide for potential and current suppliers doing business with the City. Amongst other responsibilities, the division also works with City departments to renew their contracts/develop new contracts, as well as work with them to prepare Requests for Proposals (RFPs).

Year to date in FY2015, SPD awarded \$16,740,869, of which \$1,975,374 was awarded to certified firms, accounting for an overall utilization of 11.8%. Of this total, \$6,855,224 was either granted a waiver, or was non goal-oriented. From the remaining \$9,885,645, the department registered a 19.3% utilization by awarding \$1,906,329 to certified firms.

FY2015 Dollars Awarded

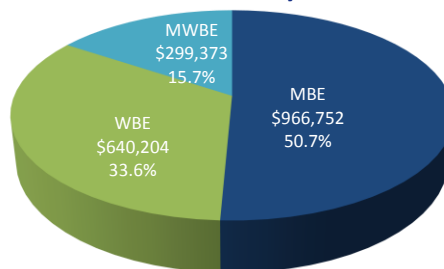
| | A | B | C = A+B | D = B/C |
|-----------------------------|---------------------|--------------------|----------------------|--------------|
| Contract Type | Non MWSBE Amount | MWSBE Amount | Total Amount Awarded | MWSBE % |
| Construction Total | \$0 | \$0 | \$0 | 0.0% |
| Professional Services Total | \$0 | \$0 | \$0 | 0.0% |
| Purchasing Total | \$7,979,316 | \$1,906,329 | \$9,885,645 | 19.3% |
| Total | \$7,979,316 | \$1,906,329 | \$9,885,645 | 19.3% |
| Exempt Contracts | \$0 | \$0 | \$0 | 0.0% |
| Waiver Contracts | \$6,664,353 | \$69,045 | \$6,733,398 | 1.0% |
| Non Goal Oriented | \$121,826 | \$0 | \$121,826 | 0.0% |
| Grand Total | \$14,765,495 | \$1,975,374 | \$16,740,869 | 11.8% |

FY2015 MWSBE Awards by Vendor Type

| | A | B | C=A/Grand Total |
|--------------------|--------------------|--------------------|--------------------|
| Vendor Type | Non MWSBE | MWSBE | Total Award |
| Prime | \$7,979,316 | \$218,502 | \$8,197,818 |
| Subcontractor | \$1,687,827 | \$1,687,827 | \$3,375,654 |
| Total Award | \$7,979,316 | \$1,906,329 | \$9,885,645 |

- PO/Pcards do not require the vendor type designated.

FY2015 MWSBE Awards by Certification Type



- PO/Pcards do not require that certification type be designated at the time of purchase.

FY2015 MWSBE Awards by Ethnicity

| | Asian | Black | Caucasian Women | Hispanic | Native American |
|-----------------|----------|-----------|-----------------|----------|-----------------|
| Count of Amount | 1 | 6 | 7 | 3 | 1 |
| Sum of Amount | \$49,046 | \$873,787 | \$924,007 | \$54,268 | \$5,222 |
| Percentage | 2.6% | 45.8% | 48.5% | 2.8% | 0.3% |

- The count in each chart represents the number of awards. The percentage represents the portion of dollars awarded to certified firms compared to the total dollar amount awarded to all certified firms.

Houston Emergency Center

Details by Department

Jul 1, 2014 – Sep 30, 2014

The development of the Houston Emergency Center (HEC) post 2003 has been instrumental in consolidating and streamlining the efforts of what were previously three separate emergency communication centers for Houston's 9-1-1. HEC provides 24/7 emergency services; the facility is equipped with state-of-the-art emergency communications technology, utilized by the center's 9-1-1 call takers and emergency dispatchers from the Houston Police and Fire Departments. The Center is integral to providing a common protocol for interagency transaction exchange between 9-1-1, Police, Fire, EMS and Emergency Management.

Year to date in FY2015, HEC awarded \$35,286, of which \$369 was awarded to certified firms, accounting for a 1.0% utilization. Purchasing transactions consisted entirely of either purchase orders or Pcards, which do not necessitate a goal, hence the considerably low percentage.

FY2015 Dollars Awarded

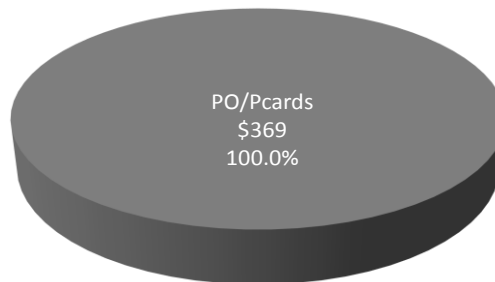
| | A | B | C = A+B | D = B/C |
|-----------------------------|------------------|--------------|----------------------|-------------|
| Contract Type | Non MWSBE Amount | MWSBE Amount | Total Amount Awarded | MWSBE % |
| Construction Total | \$0 | \$0 | \$0 | 0.0% |
| Professional Services Total | \$0 | \$0 | \$0 | 0.0% |
| Purchasing Total | \$34,917 | \$369 | \$35,286 | 1.0% |
| Total | \$34,917 | \$369 | \$35,286 | 1.0% |
| Exempt Contracts | \$0 | \$0 | \$0 | 0.0% |
| Waiver Contracts | \$0 | \$0 | \$0 | 0.0% |
| Non-Goal Oriented | \$0 | \$0 | \$0 | 0.0% |
| Grand Total | \$34,917 | \$369 | \$35,286 | 1.0% |

FY2015 MWSBE Awards by Vendor Type

| | A | B | C=A/Grand Total |
|----------------------------------|-----------------|--------------|-----------------|
| Vendor Type <input type="text"/> | Non MWSBE | MWSBE | Total Award |
| PO/Pcards | \$34,917 | \$369 | \$35,286 |
| Total Award | \$34,917 | \$369 | \$35,286 |

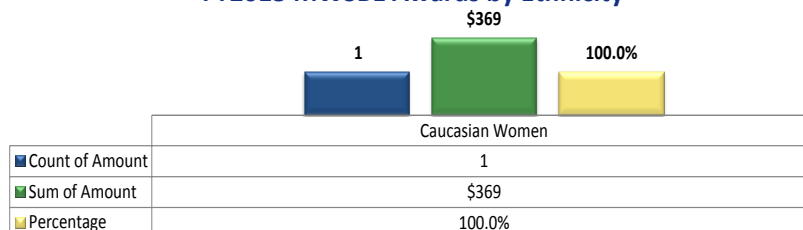
- PO/Pcards do not require the vendor type designated.

FY2015 MWSBE Awards by Certification Type



- PO/Pcards do not require that certification type be designated at the time of purchase.

FY2015 MWSBE Awards by Ethnicity



- The count in each chart represents the number of awards. The percentage represents the portion of dollars awarded to certified firms compared to the total dollar amount awarded to all certified firms.

Houston Fire Department

Details by Department

Jul 1, 2014 – Sep 30, 2014

The Houston Fire Department (HFD) is the third largest fire department in the United States and is responsible for preserving life and property to a population of more than 2 million in an area totaling 654 square miles. While the department provides crucial services such as prevention and enforcement, public education, pre-hospital emergency care and transportation, and fire control, their responsibilities are constantly evolving; hazardous materials removal, technical rescue, tactical medicine, swift water rescue, and social service calls are also services the department undertakes.

Year to date in FY2015, the Houston Fire Department (HFD) awarded \$1,269,212, of which \$173,589 was awarded to certified firms, accounting for a 13.7% utilization.

FY2015 Dollars Awarded

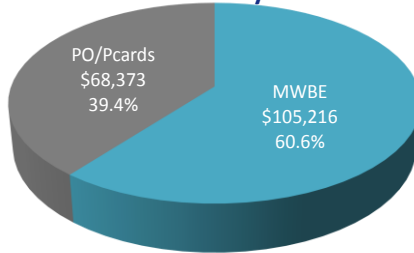
| | A | B | C = A+B | D = B/C |
|-----------------------------|--------------------|------------------|----------------------|--------------|
| Contract Type | Non MWSBE Amount | MWSBE Amount | Total Amount Awarded | MWSBE % |
| Construction Total | \$0 | \$0 | \$0 | 0.0% |
| Professional Services Total | \$0 | \$0 | \$0 | 0.0% |
| Purchasing Total | \$1,095,623 | \$173,589 | \$1,269,212 | 13.7% |
| Total | \$1,095,623 | \$173,589 | \$1,269,212 | 13.7% |
| Exempt Contracts | \$0 | \$0 | \$0 | 0.0% |
| Waiver Contracts | \$0 | \$0 | \$0 | 0.0% |
| Non-Goal Oriented | \$0 | \$0 | \$0 | 0.0% |
| Grand Total | \$1,095,623 | \$173,589 | \$1,269,212 | 13.7% |

FY2015 MWSBE Awards by Vendor Type

| | A | B | C=A/Grand Total |
|----------------------------------|--------------------|------------------|--------------------|
| Vendor Type <input type="text"/> | Non MWSBE | MWSBE | Total Award |
| Prime | \$596,225 | | \$596,225 |
| Subcontractor | | \$105,216 | \$105,216 |
| PO/Pcards | \$499,398 | \$68,373 | \$567,771 |
| Total Award | \$1,095,623 | \$173,589 | \$1,269,212 |
| | | | 13.7% |

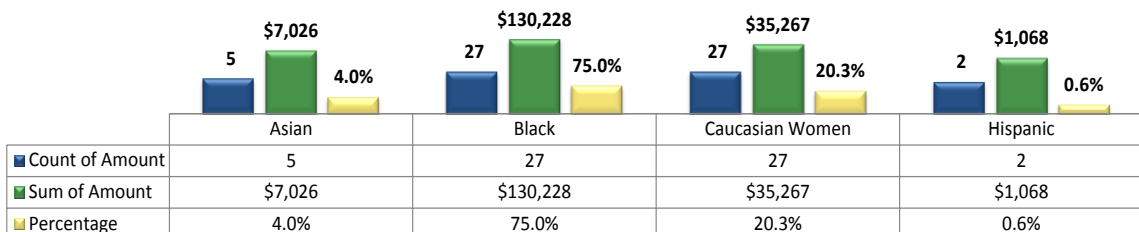
- PO/Pcards do not require the vendor type designated.

FY2015 MWSBE Awards by Certification Type



- PO/Pcards do not require that certification type be designated at the time of purchase.

FY2015 MWSBE Awards by Ethnicity



- The count in each chart represents the number of awards. The percentage represents the portion of dollars awarded to certified firms compared to the total dollar amount awarded to all certified firms.

Houston Police Department

Details by Department

Jul 1, 2014 – Sep 30, 2014

Staffed with 5,400 sworn police officers and more than 1,600 civilian employees, the Houston Police Department (HPD) is the fifth largest police agency in the United States. The department's divisions include: Auto Theft, Crime Lab, Robbery, Special Operations, and Vice.

Year to date, in FY2015, HPD awarded \$7,892,878, of which \$222,219 was awarded to certified firms, accounting for 2.8% utilization over all awards. However from this amount, approximately \$5,090,123 was either exempt from MWBE goals, or granted a waiver. From the remaining \$2,802,755, the department registered a 7.9% utilization by awarding a total of \$222,219 to certified firms.

FY2015 Dollars Awarded

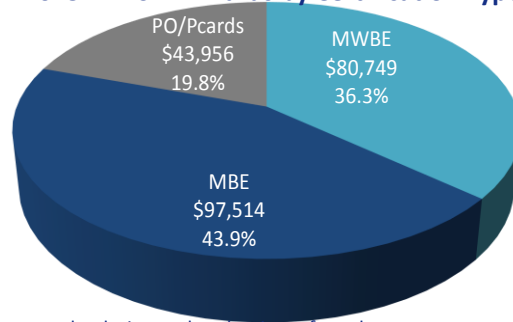
| Contract Type | A | B | C = A+B | D = B/C |
|-----------------------------|--------------------|------------------|--------------------|-------------|
| | Non MWSBE Amount | MWSBE Amount | Total Amount | MWSBE % |
| Construction Total | \$0 | \$0 | \$0 | 0.0% |
| Professional Services Total | \$475,140 | \$39,081 | \$514,221 | 7.6% |
| Purchasing Total | \$2,105,396 | \$183,138 | \$2,288,534 | 8.0% |
| Total | \$2,580,536 | \$222,219 | \$2,802,755 | 7.9% |
| Exempt Contracts | \$172,000 | \$0 | \$172,000 | 0.0% |
| Waiver Contracts | \$4,918,123 | \$0 | \$4,918,123 | 0.0% |
| Non-Goal Oriented | \$0 | \$0 | \$0 | 0.0% |
| Grand Total | \$7,670,659 | \$222,219 | \$7,892,878 | 2.8% |

FY2015 MWSBE Awards by Vendor Type

| Vendor Type | A | B | C=A/Grand Total |
|--------------------|--------------------|------------------|-----------------|
| | Non MWSBE | MWSBE | Percent |
| Prime Contract | \$1,832,672 | \$1,832,672 | 0.0% |
| Subcontract | \$178,263 | \$178,263 | 6.3% |
| PO/Pcards | \$747,864 | \$43,956 | 1.6% |
| Total Award | \$2,580,536 | \$222,219 | 7.9% |

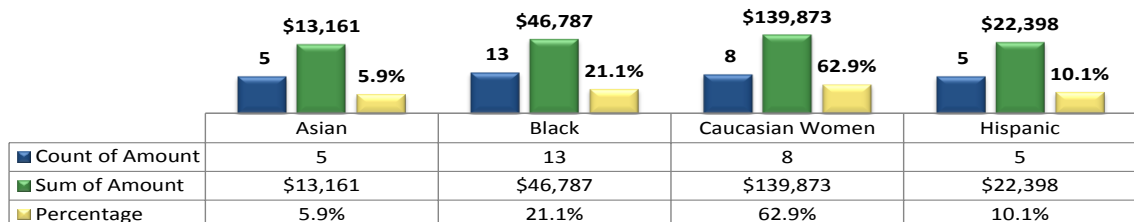
• PO/Pcards do not require the vendor type designated.

FY2015 MWSBE Awards by Certification Type



• PO/Pcards do not require that certification type be designated at the time of purchase.

FY2015 MWSBE Awards by Ethnicity



• The count in each chart represents the number of awards. The percentage represents the portion of dollars awarded to certified firms compared to the total dollar amount awarded to all certified firms.

Municipal Courts Department

Details by Department

Jul 1, 2014 – Sep 30, 2014

The mission of the Municipal Courts Department (MCD) is to provide an accessible legal forum for individuals to have their court matters heard in a fair and efficient manner, while providing a high level of integrity, professionalism and customer service.

Year to date in FY2015, MCD awarded \$72,833, of which \$1,525 was awarded to certified firms, accounting for 2.1% utilization over all awards. Purchasing transactions consisted entirely of either purchase orders or Pcards, which do not necessitate a goal, hence the considerably low percentage.

FY2015 Dollars Awarded

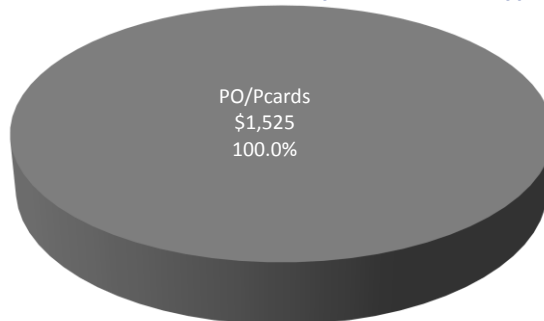
| | A | B | C = A+B | D = B/C |
|-----------------------------|------------------|----------------|----------------------|-------------|
| Contract Type | Non MWSBE Amount | MWSBE Amount | Total Amount Awarded | MWSBE % |
| Construction Total | \$0 | \$0 | \$0 | 0.0% |
| Professional Services Total | \$0 | \$0 | \$0 | 0.0% |
| Purchasing Total | \$71,308 | \$1,525 | \$72,833 | 2.1% |
| Total | \$71,308 | \$1,525 | \$72,833 | 2.1% |
| Exempt Contracts | \$0 | \$0 | \$0 | 0.0% |
| Waiver Contracts | \$0 | \$0 | \$0 | 0.0% |
| Non-Goal Oriented | \$0 | \$0 | \$0 | 0.0% |
| Grand Total | \$71,308 | \$1,525 | \$72,833 | 2.1% |

FY2015 MWSBE Awards by Vendor Type

| | A | B | C=A/Grand Total |
|----------------------------------|-----------------|----------------|-----------------|
| Vendor Type <input type="text"/> | Non MWSBE | MWSBE | Total Award |
| PO/Pcards | \$71,308 | \$1,525 | \$72,833 |
| Total Award | \$71,308 | \$1,525 | \$72,833 |

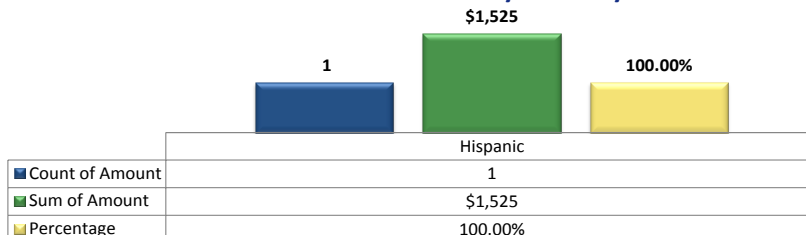
- PO/Pcards do not require the vendor type designated.

FY2015 MWSBE Awards by Certification Type



- PO/Pcards do not require that certification type be designated at the time of purchase.

FY2015 MWSBE Awards by Ethnicity



- The count in each chart represents the number of awards. The percentage represents the portion of dollars awarded to certified firms compared to the total dollar amount awarded to all certified firms.



Fleet Management Department

Details by Department

Jul 1, 2014 – Sep 30, 2014

The mission of the Fleet Management Department (FMD) is to maximize the use and value of the City's vehicle assets. The department partners with other City departments to provide quality services and reliable, safe, and environmentally-efficient vehicles in a cost-effective and transparent manner.

Year to date in FY2015, FMD awarded \$4,123,871 of which \$77,408 was awarded to certified firms, accounting for a 1.9% utilization over all awards. However of this total, \$4,239,374 were exempt contracts or granted a waiver. From the remaining \$1,323,223, the department registered a 5.2% utilization by awarding \$69,430 to certified firms.

FY2015 Dollars Awarded

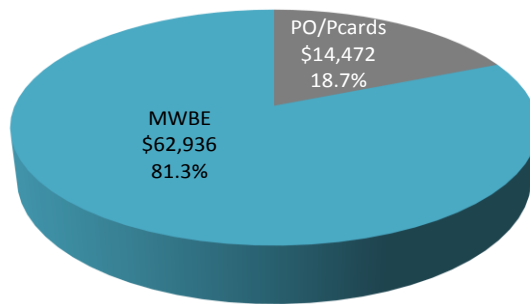
| | A | B | C = A+B | D = B/C |
|-----------------------------|--------------------|-----------------|----------------------|-------------|
| Contract Type | Non MWSBE Amount | MWSBE Amount | Total Amount Awarded | MWSBE % |
| Construction Total | \$0 | \$0 | \$0 | 0.0% |
| Professional Services Total | \$0 | \$0 | \$0 | 0.0% |
| Purchasing Total | \$897,021 | \$77,408 | \$974,429 | 7.9% |
| Total | \$897,021 | \$77,408 | \$974,429 | 7.9% |
| Exempt Contracts | \$0 | \$0 | \$0 | 0.0% |
| Waiver Contracts | \$3,095,191 | \$0 | \$3,095,191 | 0.0% |
| Non-goal Oriented | \$54,250 | \$0 | \$54,250 | 0.0% |
| Grand Total | \$4,046,462 | \$77,408 | \$4,123,871 | 1.9% |

FY2015 MWSBE Awards by Vendor Type

| | A | B | C = A/Grand Total |
|--------------------|------------------|-----------------|-------------------|
| Vendor Type | Non MWSBE | MWSBE | Total Award |
| Prime | \$509,210 | | \$509,210 |
| Subcontractor | | \$62,936 | \$62,936 |
| PO/Pcards | \$387,811 | \$14,472 | \$402,283 |
| Total Award | \$897,021 | \$77,408 | \$974,429 |
| | | | 7.9% |

• PO/Pcards do not require the vendor type designated.

FY2015 MWSBE Awards by Certification Type



• PO/Pcards do not require that certification type be designated at the time of purchase.

FY2015 MWSBE Awards by Ethnicity

| | Black | Caucasian Women | Hispanic | Native American |
|-----------------|-------|-----------------|----------|-----------------|
| Count of Amount | 1 | 7 | 14 | 1 |
| Sum of Amount | \$316 | \$7,712 | \$68,170 | \$1,211 |
| Percentage | 0.4% | 10.0% | 88.1% | 1.6% |

• The count in each chart represents the number of awards. The percentage represents the portion of dollars awarded to certified firms compared to the total dollar amount awarded to all certified firms.

General Services Department

Details by Department

Jul 1, 2014 – Sep 30, 2014

The General Services Department (GSD) was established in the year 2000 to construct and maintain the City's building portfolio, and providing a comprehensive suite of services to over 300 facilities; representing 7.7 million square feet of occupied space. GSD assists in identifying the appropriate real estate solutions and provides design and construction services for the development of a facility. Divisions include: Asset Management & Strategic Planning, Design & Construction, Financial & Energy Administrative Services, Property Management, and Security Management.

Year to date in FY2015, GSD awarded \$2,892,163, of which \$425,246 was awarded to certified firms, accounting for a 14.7% utilization over all awards. However of this total, \$1,893,586 were non goal-oriented contracts. Even so, 16.5% certified firms were utilized on the non goal-oriented contracts. From the remaining \$998,577, the department registered a 11.3% utilization by awarding \$112,959 to certified firms.

FY2015 Dollars Awarded

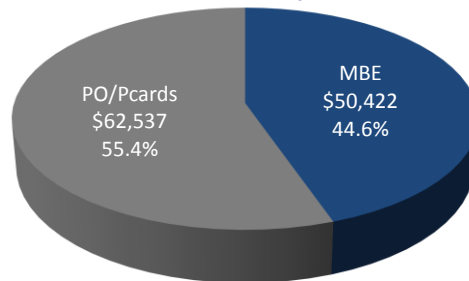
| | A | B | C = A+B | D = B/C |
|-----------------------------|--------------------|------------------|----------------------|--------------|
| Contract Type | Non MWSBE Amount | MWSBE Amount | Total Amount Awarded | MWSBE % |
| Construction Total | \$0 | \$0 | \$0 | 0.0% |
| Professional Services Total | \$0 | \$0 | \$0 | 0.0% |
| Purchasing Total | \$885,618 | \$112,959 | \$998,577 | 11.3% |
| Total | \$885,618 | \$112,959 | \$998,577 | 11.3% |
| Exempt Contracts | \$0 | \$0 | \$0 | 0.0% |
| Waiver Contracts | \$0 | \$0 | \$0 | 0.0% |
| Non-Goal Oriented | \$1,581,299 | \$312,288 | \$1,893,586 | 16.5% |
| Grand Total | \$2,466,916 | \$425,246 | \$2,892,163 | 14.7% |

FY2015 MWSBE Awards by Vendor Type

| Vendor Type | Non MWSBE | MWSBE | Total Award | Percent |
|---------------|-----------|-----------|-------------|---------|
| Prime | \$407,961 | | \$407,961 | 0.0% |
| Subcontractor | | \$50,422 | \$50,422 | 5.0% |
| PO/Pcards | \$477,657 | \$62,537 | \$540,193 | 6.3% |
| Total Award | \$885,618 | \$112,959 | \$998,577 | 11.3% |

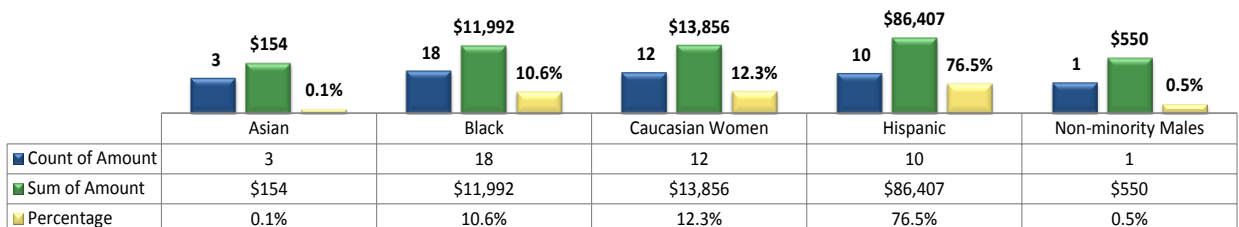
• PO/Pcards do not require the vendor type designated.

FY2015 MWSBE Awards by Certification Type



• PO/Pcards do not require that certification type be designated at the time of purchase.

FY2015 MWSBE Awards by Ethnicity



• The count in each chart represents the number of awards. The percentage represents the portion of dollars awarded to certified firms compared to the total dollar amount awarded to all certified firms.

Houston Airport System

Details by Department

Jul 1, 2014 – Sep 30, 2014

The Houston Airport System (HAS) ranks as one of the largest multi-airport systems in the world. The system consists of: George Bush Intercontinental Airport (IAH)—ranked as the 7th largest U.S. airport, William P. Hobby Airport (HOU), and Ellington Airport (EFD). The 3 airport system serves more than 50 million passengers annually.


Year to date in FY2015, HAS awarded \$20,436,476, of which \$3,054,531 were awarded to certified firms, accounting for 14.9% utilization over all awards. However of this total, from this amount \$8,142,167 were either granted a waiver, or non goal-oriented. From the remaining \$12,294,310, the department registered a 24.8% utilization by awarding \$3,054,531 to certified firms.

This award amount does not include federally funded contracts with DBE goals that are subject to 49CFR Part 26. See appendix.

FY2015 Dollars Awarded

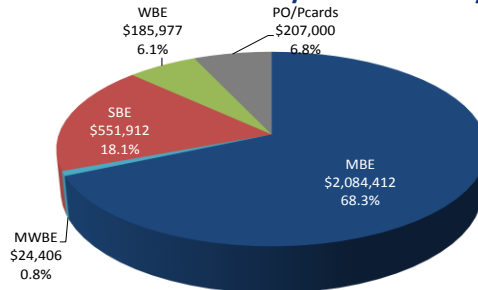
| | A | B | C = A+B | D = B/C |
|-----------------------------|---------------------|--------------------|----------------------|--------------|
| Contract Type | Non MWSBE Amount | MWSBE Amount | Total Amount Awarded | MWSBE % |
| Construction Total | \$7,047,840 | \$2,727,345 | \$9,775,185 | 27.9% |
| Professional Services Total | \$870,746 | \$119,363 | \$990,109 | 12.1% |
| Purchasing Total | \$1,322,016 | \$207,000 | \$1,529,016 | 13.5% |
| Total | \$9,240,602 | \$3,053,708 | \$12,294,310 | 24.8% |
| Exempt Contracts | \$0 | \$0 | \$0 | 0.0% |
| Waiver Contracts | \$7,691,101 | \$0 | \$7,691,101 | 0.0% |
| Non-Goal Oriented | \$451,066 | \$0 | \$451,066 | 0.0% |
| Grand Total | \$17,382,769 | \$3,053,708 | \$20,436,476 | 14.9% |

FY2015 MWSBE Awards by Vendor Type

| | | A | B | C=A/Grand Total | |
|---------------|---|-------------|-------------|-----------------|---------|
| Vendor Type |  | Non MWSBE | MWSBE | Total Award | Percent |
| Prime | | \$7,793,675 | \$94,956 | \$7,888,632 | 0.8% |
| Subcontractor | | \$124,911 | \$2,751,751 | \$2,876,662 | 22.4% |
| PO/Pcards | | \$1,322,016 | \$207,000 | \$1,529,016 | 1.7% |
| Total Award | | \$9,240,602 | \$3,053,708 | \$12,294,310 | 24.8% |

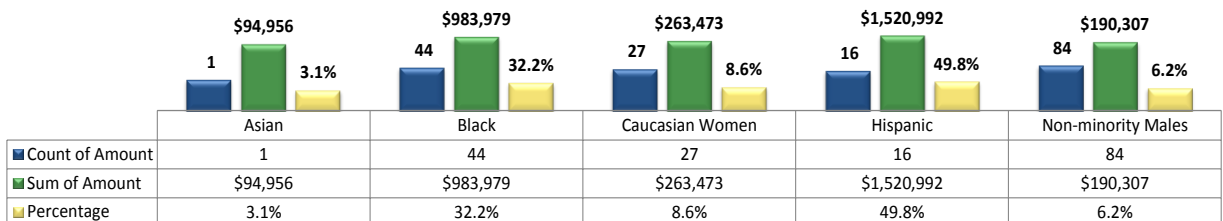
• PO/Pcards do not require the vendor type designated.

FY2015 MWSBE Awards by Certification Type



• PO/Pcards do not require that certification type be designated at the time of purchase.

FY2015 MWSBE Awards by Ethnicity



• The count in each chart represents the number of awards. The percentage represents the portion of dollars awarded to certified firms compared to the total dollar amount awarded to all certified firms.

Public Works and Engineering

Details by Department

Jul 1, 2014 – Sep 30, 2014

The Public Works and Engineering (PWE) department is tasked with providing the range of services integral to maintaining the City's infrastructure. Administration, planning, maintenance, construction management and technical engineering all fall under the umbrella of the department's responsibilities, including distribution of billions of gallons of water, and maintenance of over 16,000 miles of streets.

Year to date in FY2015 PWE awarded \$79,188,602, of which \$21,059,496 was awarded to certified firms, accounting for 26.6% utilization over all awards. However of this total, \$6,619,620 was either granted a waiver, or non goal-oriented. From the remaining \$72,568,982, the department registered a 28.9% utilization by awarding \$20,957,676 to certified firms.

FY2015 Dollars Awarded

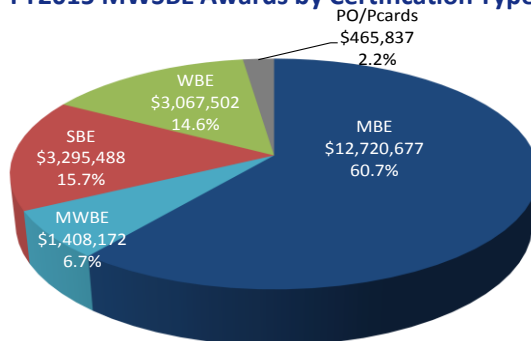
| | A | B | C = A+B | D = B/C |
|-----------------------------|---------------------|---------------------|----------------------|--------------|
| Contract Type | Non MWSBE Amount | MWSBE Amount | Total Amount Awarded | MWSBE % |
| Construction Total | \$33,112,921 | \$11,350,153 | \$44,463,074 | 25.5% |
| Professional Services Total | \$9,107,472 | \$4,523,715 | \$13,631,187 | 33.2% |
| Purchasing Total | \$12,837,104 | \$4,771,378 | \$17,608,482 | 27.1% |
| Total | \$55,057,497 | \$20,645,246 | \$75,702,743 | 27.3% |
| Exempt Contracts | \$0 | \$0 | \$0 | 0.0% |
| Waiver Contracts | \$5,540,933 | \$101,820 | \$5,642,753 | 1.8% |
| Non Goal Oriented | \$976,867 | \$0 | \$976,867 | 0.0% |
| Grand Total | \$61,575,297 | \$20,747,066 | \$82,322,363 | 25.2% |

FY2015 MWSBE Awards by Vendor Type

| Vendor Type | A | B | C=A/Grand Total |
|--------------------|---------------------|---------------------|---------------------|
| | Non MWSBE | MWSBE | Total Award |
| PO/Pcards | \$2,784,641 | \$465,837 | \$3,250,478 |
| Prime | \$48,792,904 | \$4,920,002 | \$53,712,906 |
| Subcontractor | \$33,761 | \$15,571,837 | \$15,605,599 |
| Total Award | \$51,611,306 | \$20,957,676 | \$72,568,982 |
| | | | 28.9% |

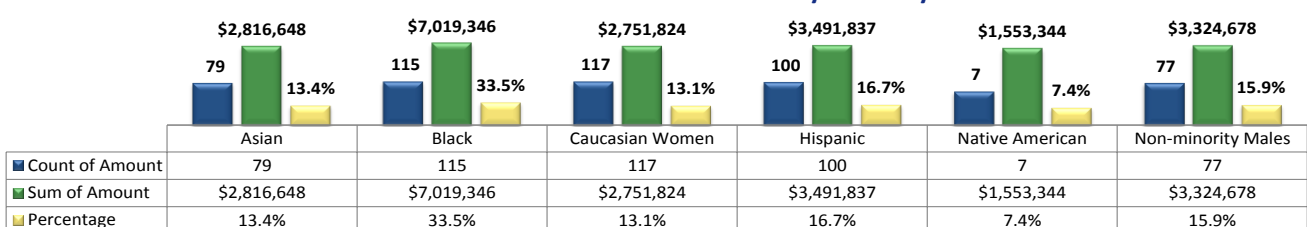
• PO/Pcards do not require the vendor type designated.

FY2015 MWSBE Awards by Certification Type



• PO/Pcards do not require that certification type be designated at the time of purchase.

FY2015 MWSBE Awards by Ethnicity



• The count in each chart represents the number of awards. The percentage represents the portion of dollars awarded to certified firms compared to the total dollar amount awarded to all certified firms.

Solid Waste Management Department

Details by Department

Jul 1, 2014 – Sep 30, 2014

The Solid Waste Management Department (SWMD) provides solid waste services to Houstonians through the collection, disposal, and recycling of discarded material in an efficient and environmentally cost effective manner. The department is responsible for solid waste services to over 423,000 households (of which 376,820 homes are directly serviced by the department).

Year to date in FY2015, SWMD awarded \$10,202,087, of which \$7,655 was awarded to certified firms, accounting for the 0.1% utilization over all awards. However, of this total approximately \$10,096,318 were granted a waiver. From the remaining \$105,769, the department registered a 7.2% utilization by awarding \$7,655 to certified firms.

FY2015 Dollars Awarded

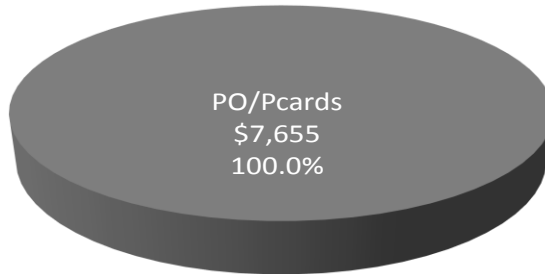
| | A | B | C = A+B | D = B/C |
|-----------------------------|---------------------|----------------|----------------------|-------------|
| Contract Type | Non MWSBE Amount | MWSBE Amount | Total Amount Awarded | MWSBE % |
| Construction Total | \$0 | \$0 | \$0 | 0.0% |
| Professional Services Total | \$0 | \$0 | \$0 | 0.0% |
| Purchasing Total | \$98,114 | \$7,655 | \$105,769 | 7.2% |
| Total | \$98,114 | \$7,655 | \$105,769 | 7.2% |
| Exempt Contracts | \$0 | \$0 | \$0 | 0.0% |
| Waiver Contracts | \$10,096,318 | \$0 | \$10,096,318 | 0.0% |
| Non-Goal Oriented | \$0 | \$0 | \$0 | 0.0% |
| Grand Total | \$10,194,432 | \$7,655 | \$10,202,087 | 0.1% |

FY2015 MWSBE Awards by Vendor Type

| | A | B | C=A/Grand Total |
|----------------------------------|-----------------|----------------|------------------|
| Vendor Type <input type="text"/> | Non MWSBE | MWSBE | Total Award |
| PO/Pcards | \$98,114 | \$7,655 | \$105,769 |
| Total Award | \$98,114 | \$7,655 | \$105,769 |

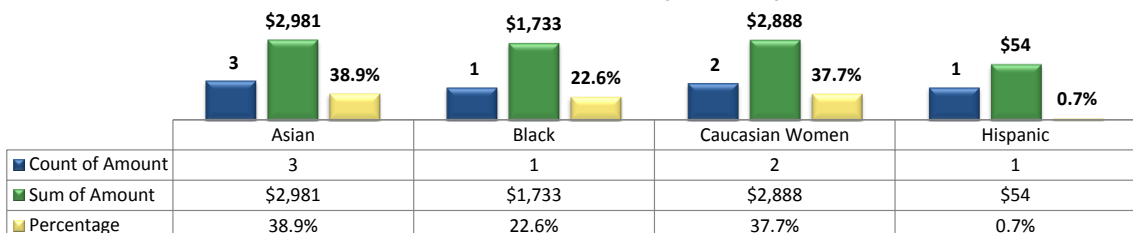
- PO/Pcards do not require the vendor type designated.

FY2015 MWSBE Awards by Certification Type



- PO/Pcards do not require that certification type be designated at the time of purchase.

FY2015 MWSBE Awards by Ethnicity



- The count in each chart represents the number of awards. The percentage represents the portion of dollars awarded to certified firms compared to the total dollar amount awarded to all certified firms.



Department of Neighborhoods

Details by Department

Jul 1, 2014 – Sep 30, 2014

Established in 2011, the Department of Neighborhoods (DON) serves as a centralized source of services and resources for residents. Through its seven divisions, the department provides citizen assistance, gang prevention outreach, inspections and the reduction of blight and substandard residential property, signs code enforcement and programs focusing on education, the concerns of people with disabilities, international communities and volunteerism. The department works in collaboration with other City departments and community partners to improve neighborhoods and help make Houston a better place to live.

Year to date in FY2015 DON awarded \$39,681, of which \$3,418 was awarded to certified firms, accounting for an 8.6% utilization over all awards. The Purchasing total comprised entirely of purchase orders and Pcards, which do not necessitate a goal, hence the lower goal percentage. As there were no exempt contracts, waivers, or non goal-oriented contracts, this was the overall percentage of certified firms utilized.

FY2015 Dollars Awarded

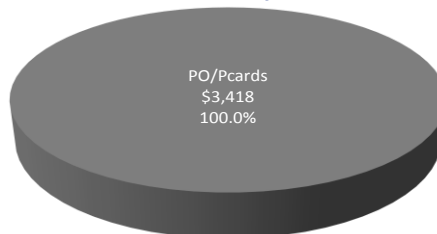
| | A | B | C = A+B | D = B/C |
|-----------------------------|------------------|----------------|----------------------|-------------|
| Contract Type | Non MWSBE Amount | MWSBE Amount | Total Amount Awarded | MWSBE % |
| Construction Total | \$0 | \$0 | \$0 | 0.0% |
| Professional Services Total | \$0 | \$0 | \$0 | 0.0% |
| Purchasing Total | \$36,263 | \$3,418 | \$39,681 | 8.6% |
| Total | \$36,263 | \$3,418 | \$39,681 | 8.6% |
| Exempt Contracts | \$0 | \$0 | \$0 | 0.0% |
| Waiver Contracts | \$0 | \$0 | \$0 | 0.0% |
| Non-Goal Oriented | \$0 | \$0 | \$0 | 0.0% |
| Grand Total | \$36,263 | \$3,418 | \$39,681 | 8.6% |

FY2015 MWSBE Awards by Vendor Type

| | A | B | C=A/Grand Total |
|--------------------|-----------------|----------------|-----------------|
| Vendor Type | Non MWSBE | MWSBE | Total Award |
| PO/Pcards | \$36,263 | \$3,418 | \$39,681 |
| Total Award | \$36,263 | \$3,418 | \$39,681 |

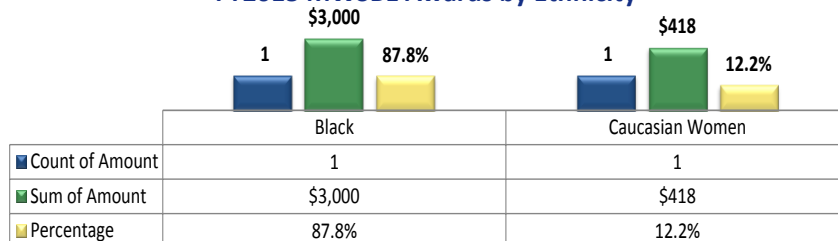
- PO/Pcards do not require the vendor type designated.

FY2015 MWSBE Awards by Certification Type



- PO/Pcards do not require that certification type be designated at the time of purchase.

FY2015 MWSBE Awards by Ethnicity



- The count in each chart represents the number of awards. The percentage represents the portion of dollars awarded to certified firms compared to the total dollar amount awarded to all certified firms.

Health and Human Services

Details by Department

Jul 1, 2014 – Sep 30, 2014

The Health and Human Services Department (HHS) provides traditional public health services and seeks to use innovative methods to meet the community's present and future needs. The department conducts numerous projects, one of which is the AIM project, whereby HHS employees go door-to-door in selected neighborhoods performing assessments, linking residents to services and providing immediate follow-up. The department also partners with nonprofit health centers and hospital district primary care clinics to enhance access to services for residents and improve the city's health profile.

Year to date in FY2015, HHS awarded \$4,807,307, of which \$121,541 was awarded to certified firms, accounting for 2.5% utilization over all awards. However of this total, \$3,285,831 was either exempt from MWSBE goals, or granted a waiver. From the remaining total of \$1,521,476, the department registered an 8.0% utilization by awarding \$121,541 to certified firms. Barring one Purchasing contract with a reduced goal of 6%, the remaining transactions were either purchase orders or Pcards, which do not necessitate a goal.

FY2015 Dollars Awarded

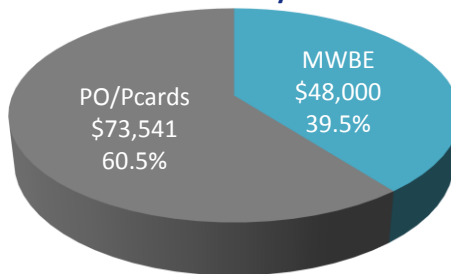
| | A | B | C = A+B | D = B/C |
|-----------------------------|--------------------|------------------|----------------------|-------------|
| Contract Type | Non MWSBE Amount | MWSBE Amount | Total Amount Awarded | MWSBE % |
| Construction Total | \$0 | \$0 | \$0 | 0.0% |
| Professional Services Total | \$0 | \$0 | \$0 | 0.0% |
| Purchasing Total | \$1,399,935 | \$121,541 | \$1,521,476 | 8.0% |
| Total | \$1,399,935 | \$121,541 | \$1,521,476 | 8.0% |
| Exempt Contracts | \$1,916,983 | \$0 | \$1,916,983 | 0.0% |
| Waiver Contracts | \$1,368,848 | \$0 | \$1,368,848 | 0.0% |
| Non-goal oriented | \$0 | \$0 | \$0 | 0.0% |
| Grand Total | \$4,685,766 | \$121,541 | \$4,807,307 | 2.5% |

FY2015 MWSBE Awards by Vendor Type

| | A | B | C=A/Grand Total |
|--------------------|--------------------|------------------|--------------------|
| Vendor Type | Non MWSBE | MWSBE | Total Award |
| Prime | \$752,000 | | \$752,000 |
| Subcontractor | | \$48,000 | \$48,000 |
| PO/Pcards | \$647,935 | \$73,541 | \$721,476 |
| Total Award | \$1,399,935 | \$121,541 | \$1,521,476 |
| | | | 8.0% |

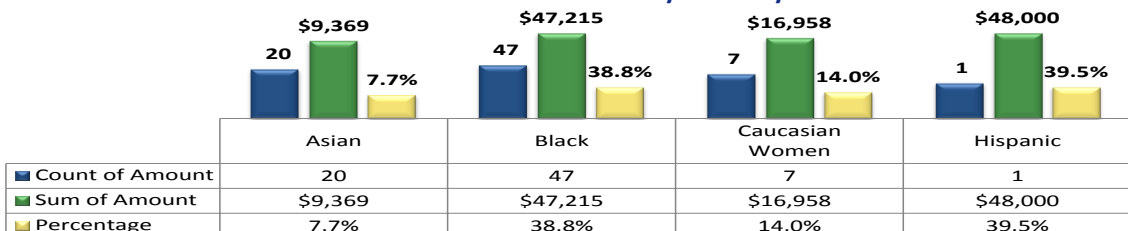
• PO/Pcards do not require the vendor type designated.

FY2015 MWSBE Awards by Certification Type



• PO/Pcards do not require that certification type be designated at the time of purchase.

FY2015 MWSBE Awards by Ethnicity



• The count in each chart represents the number of awards. The percentage represents the portion of dollars awarded to certified firms compared to the total dollar amount awarded to all certified firms.



Housing and Community Development

Details by Department

Jul 1, 2014 – Sep 30, 2014

The City of Houston's Housing and Community Development Department (HCDD) provides the leadership and financing to make affordable housing and neighborhood revitalization happen in Houston. Currently, the Department administers over \$100 million dollars annually in various federal, state and local programs. From investing in neighborhood parks, multifamily communities and economic development, to providing first-time homebuyer assistance and funds to serve the homeless, elderly and disabled — HCDD works to improve the quality of life for Houston's neighborhoods and families.

Year to date in FY2015, HCDD awarded \$19,368,165, of which \$13,640 was awarded to certified firms, amounting to a 0.1% utilization. From this amount, \$6,403,014 were either exempt contracts or non-goal oriented. From the remaining \$12,965,151, the department registered a utilization of 0.1% by awarding \$13,640 to certified firms. Construction contracts had a goal of 23% but no subcontractors had been assigned at the time this Report was released. The MWBE participation in purchasing comprised entirely of purchase orders and Pcards.

FY2015 Dollars Awarded

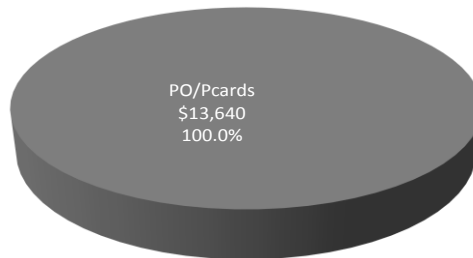
| | A | B | C = A+B | D = B/C |
|-----------------------------|---------------------|-----------------|----------------------|-------------|
| Contract Type | Non MWSBE Amount | MWSBE Amount | Total Amount Awarded | MWSBE % |
| Construction Total | \$9,500,000 | \$0 | \$9,500,000 | 0.0% |
| Professional Services Total | \$0 | \$0 | \$0 | 0.0% |
| Purchasing Total | \$3,451,512 | \$13,640 | \$3,465,151 | 0.4% |
| Total | \$12,951,512 | \$13,640 | \$12,965,151 | 0.1% |
| Exempt Contracts | \$6,353,014 | \$0 | \$6,353,014 | 0.0% |
| Waiver Contracts | \$0 | \$0 | \$0 | 0.0% |
| Non-Goal Oriented | \$50,000 | \$0 | \$50,000 | 0.0% |
| Grand Total | \$19,354,526 | \$13,640 | \$19,368,165 | 0.1% |

FY2015 MWSBE Awards by Vendor Type

| | A | B | C=A/Grand Total |
|--------------------|---------------------|-----------------|---------------------|
| Vendor Type | Non MWSBE | MWSBE | Total Award |
| Prime | \$12,633,883 | \$0 | \$12,633,883 |
| PO/Pcards | \$317,629 | \$13,640 | \$331,268 |
| Total Award | \$12,951,512 | \$13,640 | \$12,965,151 |

- PO/Pcards do not require the vendor type designated.

FY2015 MWSBE Awards by Certification Type



- PO/Pcards do not require that certification type be designated at the time of purchase.

FY2015 MWSBE Awards by Ethnicity

| | Asian | Black | Caucasian Women | Hispanic |
|-----------------|-------|---------|-----------------|----------|
| Count of Amount | 1 | 8 | 5 | 1 |
| Sum of Amount | \$899 | \$6,500 | \$5,442 | \$799 |
| Percentage | 6.6% | 47.7% | 39.9% | 5.9% |

- The count in each chart represents the number of awards. The percentage represents the portion of dollars awarded to certified firms compared to the total dollar amount awarded to all certified firms.



Houston Public Library

Details by Department

Jul 1, 2014 – Sep 30, 2014

The Houston Public Library (HPL) serves a population of 2.1 million over 634 square miles. HPL includes the Central Library, 3 Special Collection Libraries including the Houston Metropolitan Research Center, the Clayton Center for Genealogical Research, and the African-American Library at the Gregory School, 4 Regional Libraries, 31 Neighborhood Libraries, 4 Express Libraries, 1 Mobile express Library, and 1 Satellite Library.

Year to date in FY2015, HPL awarded \$265,004 of which \$24,279 was awarded to certified firms, amounting to a 9.2% utilization over all awards.

FY2015 Dollars Awarded

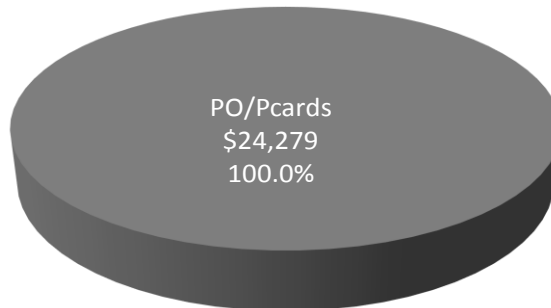
| | A | B | C = A+B | D = B/C |
|-----------------------------|------------------|-----------------|----------------------|-------------|
| Contract Type | Non MWSBE Amount | MWSBE Amount | Total Amount Awarded | MWSBE % |
| Construction Total | \$0 | \$0 | \$0 | 0.0% |
| Professional Services Total | \$0 | \$0 | \$0 | 0.0% |
| Purchasing Total | \$240,725 | \$24,279 | \$265,004 | 9.2% |
| Total | \$240,725 | \$24,279 | \$265,004 | 9.2% |
| Exempt Contracts | \$0 | \$0 | \$0 | 0.0% |
| Waiver Contracts | \$0 | \$0 | \$0 | 0.0% |
| Non-Goal Oriented | \$0 | \$0 | \$0 | 0.0% |
| Grand Total | \$240,725 | \$24,279 | \$265,004 | 9.2% |

FY2015 MWSBE Awards by Vendor Type

| | A | B | C=A/Grand Total |
|--------------------|------------------|-----------------|------------------|
| Vendor Type | Non MWSBE | MWSDBE | Total Award |
| PO/Pcards | \$240,725 | \$24,279 | \$265,004 |
| Total Award | \$240,725 | \$24,279 | \$265,004 |

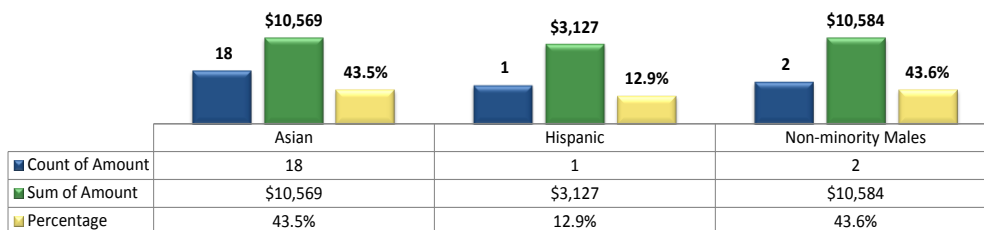
• PO/Pcards do not require the vendor type designated.

FY2015 MWSBE Awards by Certification Type



• PO/Pcards do not require that certification type be designated at the time of purchase.

FY2015 MWSBE Awards by Ethnicity



• The count in each chart represents the number of awards. The percentage represents the portion of dollars awarded to certified firms compared to the total dollar amount awarded to all certified firms.

Houston Parks and Recreation Department

Details by Department

Jul 1, 2014 – Sep 30, 2014


The Houston Parks and Recreation Department (HPARD) stewards & manages over 37,832 acres of parkland & greenspace for the City of Houston; develops & implements recreational programming for citizens of all abilities; maintains greenspace for the Houston Public Library and the Houston Health Department and manages all PRD facilities.

Year to date in FY2015, HPARD awarded \$2,118,151, of which \$54,109 was awarded to certified firms, accounting for a 2.6% utilization over all awards. Barring two contracts with reduced goals, the Purchasing total consisted entirely of purchase Orders and Pcards, which do not necessitate a goal, accounting for the lower MWSBE percent.

FY2015 Dollars Awarded

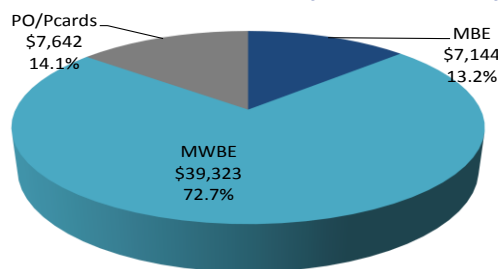
| | A | B | C = A+B | D = B/C |
|-----------------------------|--------------------|-----------------|----------------------|-------------|
| Contract Type | Non MWSBE Amount | MWSBE Amount | Total Amount Awarded | MWSBE % |
| Construction Total | \$0 | \$0 | \$0 | 0.0% |
| Professional Services Total | \$0 | \$0 | \$0 | 0.0% |
| Purchasing Total | \$2,064,042 | \$54,109 | \$2,118,151 | 2.6% |
| Total | \$2,064,042 | \$54,109 | \$2,118,151 | 2.6% |
| Exempt Contracts | \$0 | \$0 | \$0 | 0.0% |
| Waiver Contracts | \$0 | \$0 | \$0 | 0.0% |
| Non-Goal Oriented | \$0 | \$0 | \$0 | 0.0% |
| Grand Total | \$2,064,042 | \$54,109 | \$2,118,151 | 2.6% |

FY2015 MWSBE Awards by Vendor Type

| | A | B | C=A/Grand Total | |
|---|-------------|----------|-----------------|---------|
| Vendor Type  | Non MWSBE | MWSBE | Total Award | Percent |
| Prime | \$1,442,895 | | \$1,442,895 | 0.0% |
| Subcontractor | | \$46,467 | \$46,467 | 2.2% |
| PO/Pcards | \$621,148 | \$7,642 | \$628,790 | 0.4% |
| Total Award | \$2,064,042 | \$54,109 | \$2,118,151 | 2.6% |

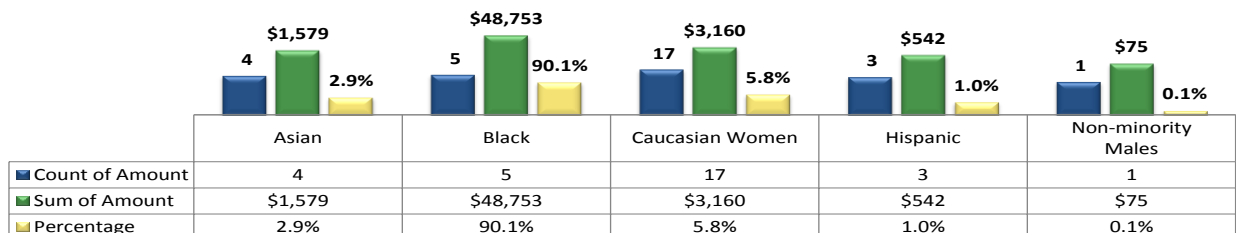
•PO/Pcards do not require the vendor type designated.

FY2015 MWSBE Awards by Certification Type



• PO/Pcards do not require that certification type be designated at the time of purchase.

FY2015 MWSBE Awards by Ethnicity



• The count in each chart represents the number of awards. The percentage represents the portion of dollars awarded to certified firms compared to the total dollar amount awarded to all certified firms.



Table of Contents

| | |
|---|-------|
| APPENDIX A: Citywide Exempt and Waiver Contracts | 32-33 |
| APPENDIX B: Contracts by Council District | 34 |
| APPENDIX C: Disadvantaged Business Enterprise (DBE) Contracts | 35 |



FY2015 Citywide Exempt Contracts

| Dept | Justification | Contract Title | Amount |
|--------------|------------------|--|--------------------|
| HCD | State HHSP Funds | Contract between the City of Houston and SEARCH Homeless Services providing \$1,353,014 in State HHSP funds for the acquisition of land at the 2000 block of Franklin for a community facility and the acquisition of vehicles for program services. | \$1,353,014 |
| HCD | Grant Funds | Loan Agreement between the City of Houston and Cottages at South Acres Ltd. for construction of a 144-unit affordable multifamily community located in the 11300 block of Scott Street. | \$1,000,000 |
| HCD | Grant Funds | Loan Agreement between the City of Houston and Volunteers of America National Services for acquisition and construction of a 112-unit affordable housing community located at 4320 Old Spanish Trail. | \$4,000,000 |
| HHS | Grant Funds | An ordinance approving a grant award from the Hogg Foundation for Mental Health. | \$1,023,881 |
| HHS | Grant Funds | The Houston Department of Health and Human Services (HDHHS) requests City Council approval of a grant award from the Houston Department of Health and Human Services Foundation, Inc. (HDHHSF) for its See To Succeed Program. | \$518,102 |
| HHS | Grant Funds | Purchase of Professional Services for older adults from three providers for the Houston Department of Health and Human Services. | \$375,000 |
| HPD | Grant Funds | Park Road and Trail Improvements in Lake Houston Park for the Parks and Recreation Department | \$172,000 |
| Total | | | \$8,441,997 |

FY2015 Citywide Contracts with Waivers

| Dept | Justification | Contract Title | Amount |
|------|---------------------------------|---|-------------|
| ARA | No available MWSBEs | Pet Microchip Supplies for the ARA Dept. S51-S25010 | \$313,500 |
| ARA | Non Divisible | Purchase Orders to Rescued Pets Movement, Inc. for Animal Transport Operations for the BARC Division of the Administration & Regulatory Affairs Department. | \$265,000 |
| ARA | Sole Source | An Ordinance approving a contract for Neuter Services on dogs and cats in neighborhoods | \$100,000 |
| FMD | No available MWSBEs | Boat Maintenance and Repair Services for the Fleet Mgt Dept. S33-L24767 4600012791 | \$969,191 |
| FMD | No available MWSBEs | Contract for Car Wash Services for the Fleet Management Department. S30-L24849 | \$2,126,000 |
| HAS | Sole Source | Sole Source Purchase of an Airfield Lighting System for the Houston Airport System S40-E25076 | \$104,570 |
| HAS | Interlocal Agreement | Reimbursable Fee Agreement between the City of Houston and the U. S. Department of Homeland Security, Customs and U. S. Border Protection for the Houston Airport System | \$7,500,000 |
| HAS | Co-op Purchasing | Purchase of Office Furniture from the State of Texas Procurement and Support Services Contract for the Houston Airport System. S54-E25109 | \$86,531 |
| HHS | Drop shipment | Medical Diagnostic & Virological Test Kits for HDHHS S21-S23963 4600011255 | \$169,113 |
| HHS | Interlocal Agreement | An Ordinance approving and authorizing a Letter of Agreement between the Houston Department of Health and Human Services and the Houston Recovery Center. | \$1,127,159 |
| HHS | Cooperative Purchasing | Purchase of a Tuberculosis Digital Imaging System through the Interlocal Agreement for Cooperative Purchasing with the Harris County Department of Education for the Houston Department of Health and Human Services. | \$72,576 |
| HITS | Non Divisible | Purchases of Professional services for the HITS Dept. S17-H25137 | \$150,000 |
| HITS | Non Divisible | Motion to Authorize Payment for the Enterprise Agreement with Dell Financial Services, LLC for Microsoft Licenses for the Fleet of City Desktops | \$4,302,829 |
| HPD | DIR | Purchase of AT&T Data Services for the Houston Police Department/S17-H25120 | \$518,180 |
| HPD | DIR | Purchase of Verizon Data (Air Card) Plan for the Houston Police Department/S17-H25127 | \$1,418,154 |
| HPD | Non Divisible | Conducted Energy Devices (CED's) Accessories, Supplies & Repair Services for HPD | \$2,237,230 |
| HPD | No available MWSBEs | A Contract to the Best Respondent for Veterinary Services for Canines for the Houston Police Department/S33-T24924. | \$450,000 |
| HPD | Non Divisible | Purchase of Training Courses through the National Association of State Boating Law Administrators (NASBLA) and its Boat Operations and Training (BOAT) for the Houston Police Department. S54-E25110 | \$77,500 |
| HPD | Drop shipment | Purchase of a Goodrich External Rescue Hoist Kit for the Houston Police Department. S55-H25095 | \$217,059 |
| HR | No subcontracting opportunities | Health Benefits Programs for the Human Resources Department 4600012878 | \$117,975 |





FY2015 Citywide Contracts with Waivers (ctd)

| | | | |
|--------------|------------------------|---|---------------------|
| LGL | Non Divisible | An Agreement with Susman Godfrey L.L.P. for representation of the City in a commercial dispute with Towers Watson & Co., f/n/a Towers Perrin. | \$610,000 |
| LGL | Co-Op U S Communities | Representation fo City in Pending Litigation With Xerox State & Local Solutions / ACS | \$500,000 |
| MYR | Co-op | Purchase of Software Enhancements and Support Services from the General Services Administration Schedule 70 Contract through the Cooperative Purchasing Program for the Mayor's Office of Public Safety and Homeland Security. S55-E25086 | \$490,400 |
| MYR | Sole Source | Sole Source Purchase of Equipment and Services for the Public Safety Video Initiative to expand and enhance Helicopter Video Uplink/Downlink Capabilities. S55-E25094 | \$337,732 |
| MYR | Cooperative Purchasing | CNA Contract for Hazard Analysis and Emergency Planning Support | \$178,314 |
| PWE | HGAC | Purchase of Remote Activated School Flashers through the Houston-Galveston Area Council for the Public Works & Engineering Department S32-S24948 | \$2,191,615 |
| PWE | HGAC | Purchase of Asphalt Road Patching Trucks Through H-GAC for the Public Works & Engineering Department. S40-E25097-H | \$1,032,360 |
| PWE | Interlocal Agreement | Purchase of Storm Sewer Grate Locking Systems from the General Services Administration Schedule 84 Contract through the Cooperative Purchasing Program for the Public Works & Engineering. S51-S25009 | \$500,000 |
| PWE | HGAC | Purchase 2" Electric Submersible Trash Pumps through the H-GAC for the Public Works & Engineering Department. S63-N25039 | \$375,854 |
| PWE | Drop shipment | Formal Bids Received for the Purchase of Streaming Current Analyzers for the Public Works and Engineering Department S50-N24943 | \$101,820 |
| PWE | HGAC | Purchase of Light-Duty Pickup Trucks through the Houston-Galveston Area Council for the Public Works & Engineering Department S38-E24746-B | \$1,441,104 |
| SPD | Drop shipment | Formal Bids Received for Personal Protective Gear for Various Departments. S44-S23117 | \$684,922 |
| SPD | Non Divisible | Occupational Medical Testing Services for Various Departments/S46-L24877. | \$1,213,808 |
| SPD | No available MWSBEs | Formal Bids Received for Emergency Medical Equipment, Supplies and Pharmaceuticals for Various Departments. S21-E24712 | \$1,737,440 |
| SPD | No available MWSBEs | Formal Bids Received for Scott Airpaks and Replacement Parts for Various Departments. S21-S24765 | \$3,028,183 |
| SPD | Co-op Purchasing | Purchase of Community Disaster Preparedness Outreach Collateral Materials for the Mayor's Office of Public Safety and Homeland Security. S08-25133-E | \$69,045 |
| SWMD | Co-op | Automated Recycling Carts for SWM S40-E25173-ILA | \$5,011,250 |
| SWMD | Co-op Purchasing | Purchase of Tier 3 Management Services and DriveCam Online Subscription Services from the Schedule 70 Contract through the Cooperative Purchasing Program for the Solid Waste Management - S19-E25098 | \$153,216 |
| SWMD | Co-op Purchasing | Purchase of automated Refuse Carts through Interlocal Agreement with the City of Tucson for Solid Waste Management Department S40-E25134-ILA | \$494,500 |
| SWMD | Interlocal Agreement | Refuse and Recycling Trucks through the H-GAC and the Texas Local Government Purchasing Cooperative for the Solid Waste Mgmt Dept. | \$4,437,352 |
| Total | | | \$46,911,484 |

Exempt Contracts \$8,441,997
 Waiver Contracts \$46,911,484
Total Exempt & Waiver Contracts \$55,353,481

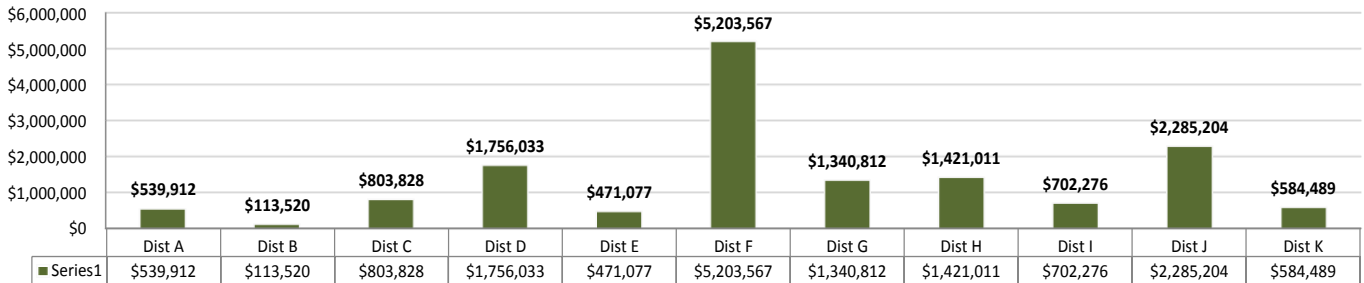




The City of Houston certifies businesses throughout a 10-county (Harris, Montgomery, San Jacinto, Liberty, Chambers, Galveston, Brazoria, Fort Bend, Waller, Austin) area. As such, this data does not show overall MWSBE participation.

**FY2015 Awarded Contracts to Certified Firms
by Council District**

The charts below represent the amount awarded by Council District for certified firms only. The data includes construction contracts, professional services contracts, purchasing contracts, purchase orders and Pcards. Exempt and non goal-oriented contracts are excluded.



| Council District | Asian | Black | Caucasian Women | Hispanic | Native American | Non-minority Males | Grand Total |
|----------------------|--------------------|--------------------|--------------------|--------------------|--------------------|--------------------|---------------------|
| Dist A | \$192,452 | \$4,623 | \$158,802 | \$76,425 | \$104,288 | \$3,321 | \$539,912 |
| Dist B | | \$41,671 | \$16,641 | \$40,762 | | \$14,446 | \$113,520 |
| Dist C | \$6,354 | \$635,757 | \$15,000 | \$144,164 | | \$2,553 | \$803,828 |
| Dist D | \$413,434 | \$1,198,987 | \$142,407 | | | \$1,205 | \$1,756,033 |
| Dist E | | \$6,983 | \$464,094 | | | | \$471,077 |
| Dist F | \$716,224 | \$4,406,147 | \$45,519 | \$35,677 | | | \$5,203,567 |
| Dist G | \$78,109 | \$1,248,056 | | \$14,648 | | | \$1,340,812 |
| Dist H | \$154,304 | \$618,090 | \$136,992 | \$204,115 | \$1,211 | \$306,299 | \$1,421,011 |
| Dist I | \$15,449 | \$653,035 | \$14,046 | \$9,162 | | \$10,584 | \$702,276 |
| Dist J | \$1,697,746 | \$413,094 | \$160,022 | \$9,120 | \$5,222 | | \$2,285,204 |
| Dist K | | \$161,867 | \$5,410 | \$417,212 | | | \$584,489 |
| Non Council District | \$258,310 | \$291,719 | \$3,016,344 | \$4,402,576 | \$1,449,056 | \$3,198,225 | \$12,616,229 |
| Grand Total | \$3,532,381 | \$9,680,028 | \$4,175,278 | \$5,353,862 | \$1,559,777 | \$3,536,633 | \$27,837,958 |

| Council District | Number of Certified Firms | Number of Certified Firms with Contracts | Percentage of Utilization |
|----------------------|---------------------------|--|---------------------------|
| Dist A | 154 | 18 | 11.7% |
| Dist B | 124 | 10 | 8.1% |
| Dist C | 191 | 13 | 6.8% |
| Dist D | 112 | 18 | 16.1% |
| Dist E | 40 | 3 | 7.5% |
| Dist F | 113 | 14 | 12.4% |
| Dist G | 163 | 6 | 3.7% |
| Dist H | 91 | 20 | 22.0% |
| Dist I | 115 | 15 | 13.0% |
| Dist J | 121 | 12 | 9.9% |
| Dist K | 104 | 9 | 8.7% |
| Non Council District | 1127 | 82 | 7.3% |
| Grand Total | 2455 | 220 | 9.0% |

| Council District | Female | Male | Grand Total |
|----------------------|---------------------|----------------------|----------------------|
| Dist A | \$ 205,929 | \$ 333,982 | \$ 539,912 |
| Dist B | \$ 40,785 | \$ 72,735 | \$ 113,520 |
| Dist C | \$ 146,430 | \$ 657,398 | \$ 803,828 |
| Dist D | \$ 245,257 | \$ 1,510,776 | \$ 1,756,033 |
| Dist E | \$ 464,094 | \$ 6,983 | \$ 471,077 |
| Dist F | \$ 45,519 | \$ 5,158,048 | \$ 5,203,567 |
| Dist G | \$ 1,246,314 | \$ 94,498 | \$ 1,340,812 |
| Dist H | \$ 183,056 | \$ 1,237,956 | \$ 1,421,011 |
| Dist I | \$ 14,046 | \$ 688,230 | \$ 702,276 |
| Dist J | \$ 160,022 | \$ 2,125,182 | \$ 2,285,204 |
| Dist K | \$ 19,583 | \$ 564,905 | \$ 584,489 |
| Non Council District | \$ 3,540,703 | \$ 9,075,526 | \$ 12,616,229 |
| Grand Total | \$ 6,311,739 | \$ 21,526,219 | \$ 27,837,958 |





FY2015 Awarded Contracts with DBE Certified Firms

The United States Department of Transportation requires recipients who receive more than \$250,000 in federal funds to establish a Disadvantaged Business Enterprise Plan and set participation goals on all federally-assisted projects as well as setting a triennial goal. On October 23, 2013, the Houston City Council approved a DBE Triennial Goal for the Houston Airport System of 29% for the participation of Disadvantaged Business Enterprises and 3.7% goal for the race/gender neutral component on all Houston Airport System contracts; funded (wholly or in part) by the U.S. Department of Transportation. While this goal is effective October 1, 2013 through September 30, 2016, the effect of the higher goals will be fully realized over time.

Year to date in FY2015, DBE Certified Firms were utilized on 2 contracts, by the Houston Airport Systems (HAS), and General Services Department (GSD). The total amount awarded to these contracts was \$3,260,000. From that amount, DBE Certified firms were awarded \$1,710,000. A 12%-30% goal has been established on these contracts. The participation of DBEs is expected to increase by the end of the contract.

FY2015 Awards on DBE Contracts

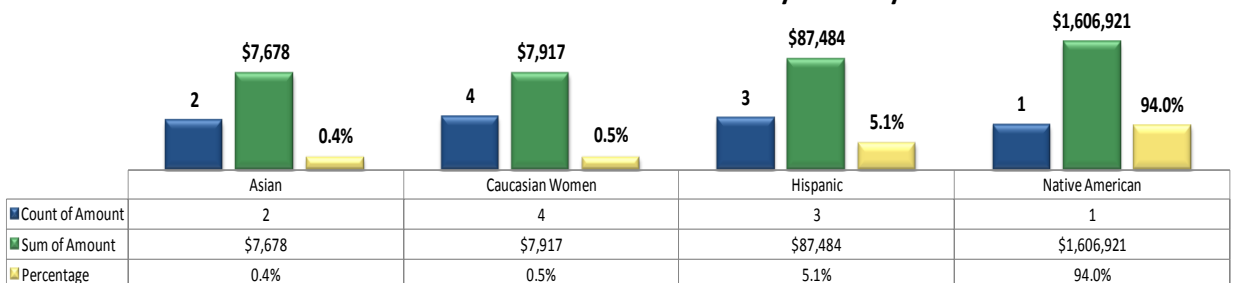
| | A | B | C = A+B | D = B/C |
|-----------------------------|--------------------|--------------------|----------------------|--------------|
| Contract Type | Non DBE Amount | DBE Amount | Total Amount Awarded | MWSBE % |
| Construction Total | \$0 | \$1,710,000 | \$1,710,000 | 100.0% |
| Professional Services Total | \$1,550,000 | \$0 | \$1,550,000 | 0.0% |
| Purchasing Total | \$0 | \$0 | \$0 | 0.0% |
| Total | \$1,550,000 | \$1,710,000 | \$3,260,000 | 52.5% |

Details of FY2015 Awards on DBE Contracts

| Department | Goals | Number of contracts | Total Amount |
|--------------------|-------|---------------------|--------------------|
| GSD | 12.0% | 1 | \$1,710,000 |
| HAS | 30.0% | 1 | \$1,550,000 |
| Grand Total | | 2 | \$3,260,000 |

- Although the HAS On-Call contracts above have a goals of 30%, the dollar amount awarded to certified DBEs will not be determined until Letters of Authorization have been issued by the Houston Airport System for each tasks.

FY2015 DBE Awards on DBE contracts by Ethnicity



*** These Contracts were not included in the overall MWSBE Awards Summary for this Report.**





Educate. Connect. **Grow.**

Created by: Katrina Williams, Staff Analyst

Co-Produced by:

Carlecia D. Wright, Office of Business Opportunity Director

Marsha E. Murray, Office of Business Opportunity Assistant Director

Arwa Harianawala, Office of Business Opportunity Management Analyst III

Morris Scott, Contract Compliance Division Manager

LaTanja Bolden, Procurement Specialist