

CITY OF HOUSTON

OFFICE

of

BUSINESS OPPORTUNITY

Minority, Women, and Small
Business Enterprise Awards Report
FY2015 (YTD)
July 1, 2014 – March 31, 2015



Carlecia D. Wright
Director



Table of Contents

<u>MWSBE Awards Summary</u>	3-5
 <u>Citywide Summary</u>	
Citywide Dollars Awarded	6
Citywide Participation Comparison by Year	6
Citywide MWSBE Awards by Certification Type	7
Citywide MWSBE Awards by Vendor Type	7
Citywide MWSBE Awards by Ethnicity and Contract Type	7
Citywide MWSBE Awards by Ethnicity	7
Citywide MWSBE Awards by Industry Type	8
Utilization of Certified Vendors by Industry Type	8
Citywide Awards by Department	9
 <u>MWSBE Awards by Department</u>	
Administration Departments	
Administration and Regulatory Affairs	11
Finance Department	12
Human Resources	13
Houston Information Technology Services	14
Legal Department	15
Mayor's Office	16
Office of Business Opportunity	17
Strategic Procurement Division	18
 Public Safety Departments	
Houston Emergency Center	19
Houston Fire Department	20
Houston Police Department	21
Municipal Courts Department	22
 Development and Maintenance Departments	
Fleet Management Department	23
General Services Department	24
Houston Airport System	25
Planning and Development Department	26
Public Works and Engineering	27
Solid Waste Management Department	28
 Human and Cultural Services	
Department of Neighborhoods	29
Health and Human Services	30
Houston Public Library	31
Houston Parks and Recreation Department	32
 Appendices	
APPENDIX A: Citywide Exempt and Waiver Contracts	34-38
APPENDIX B: Contracts by Council District	39
APPENDIX C: Disadvantaged Business Enterprise (DBE) Contracts	40





Background

In furtherance of Mayor Annise Parker's commitment to ensure the success of minority, women-owned, and small business enterprises (MWSBEs), the Office of Business Opportunity (OBO) is charged with creating a competitive and diverse business environment in the City of Houston by promoting the growth and success of these historically underutilized businesses, through their meaningful participation in the government procurement process. This progress is measured, in part, by monitoring the extent of these groups' participation on City contracts.

In compliance with Chapter 15, Article V of the City Code of Ordinances, this report details the progress city departments have made towards attaining the utilization goals established for the City's MWSBE program. In addition, for the purpose of reporting the awards to certified firms on all city-related contracts, this report includes the dollars amounts awarded to certified Disadvantaged Business Enterprises (DBE) who participate in United States Department of Transportation funded contracts (listed separately in Appendix C).

MWSBE Awards Summary

Year to date FY2015, the City of Houston awarded a total of \$922,367,653 to firms on construction, professional services, and goods & services agreements, with \$139,739,878 awarded to certified minority, women, and small, business enterprises (MWSBE) firms. Of that, \$8,673,447 were exempt contracts, \$145,488,459 were contracts with waivers, and \$10,319,751 were non-goal oriented contracts. Therefore the total dollar amount awarded on goal-oriented contracts only was \$757,885,996, of which \$136,224,396 was awarded to certified MWSBE firms, yielding an average utilization rate of 18.0%.

On analyzing participation of MWSBE firms on **goal-oriented** contracts by **ethnicity**, Black-owned businesses received the largest share—\$46,597,880 or 34.2% of the total amount awarded to certified firms. Hispanic-owned businesses came in second, \$41,734,652 awarded or 30.6% of dollars awarded. Caucasian Women-owned firms came in third with \$20,128,396 or 14.8%. Asian-owned firms were fourth with \$17,940,070 or 13.2%. Non-minority Male-owned firms were fifth with \$5,917,405 or 4.3%. Native American-owned firms continued to have the lowest participatory rate, earning \$3,355,993 or 2.5% of dollars awarded. Awards to certified firms each on these contracts totaled 2,866 with the following breakdown: , Caucasian Women – 776, Blacks – 717 Hispanics – 535, Asians – 453, Non-minority Males – 355, and Native Americans – 29.

When analyzed by **industry**, MWSBE certified firms on **goal-oriented** construction contracts were awarded \$63,086,034, which is 26.3% of the total amount of \$240,234,230 awarded in all city-related construction projects. \$46,624,209 or 13.9% of all professional services contracts awarded citywide, totaling \$335,516,889, went to certified firms. A total of \$26,514,152 was awarded to certified firms on goods & services projects, which is 14.6% of the \$182,134,877 awarded to all goods & services projects citywide.

Summary of Exempt and Contracts with Waivers

As stated above, \$8,673,447 were contracts exempt from a goal for reasons such as grant and state funds. The remaining \$145,488,459 include contracts that are subject for approval by OBO for a goal waiver due to sole source, non-divisibility, interlocal agreements, cooperative purchasing agreements, DIR, HGAC, no certified firms available, etc. Please see page 33-35 for more details.





Certification Types

Minority Business Enterprise (MBE) certification applies to firms owned and operated by minorities. MBE goals may be applied to any locally funded contract type.

Women Business Enterprise (WBE) certification applies to firms owned and operated by females. As of July 1, 2013, pursuant to amendments to Chapter 15, Article V of the City Code of Ordinances, WBEs have been reinstated on construction contracts, therefore, WBE goals are now applied to any locally funded contract types.

Small Business Enterprise (SBE) certification is race and gender neutral, and applies only to eligible firms in the construction industry. SBEs can be used, up to 4%, to meet contract specific subcontracting MWBE goals on construction related contracts.

Persons with Disabilities Business Enterprise (PDBE) certification applies to eligible firms owned and operated by a disabled veteran or individuals with an existing medically determined physical or mental impairment of a chronic or permanent character. PDBE utilization may be used to augment citywide goals set by City Council. Most PDBEs have multiple certification types. At the time that a contract is awarded, the prime contractor determines which certification type will be utilized. In most cases, PDBEs are utilized as an MBE or SBE.

Disadvantaged Business Enterprise (DBE) certification is a federal certification and applies to firms owned and operated by economically disadvantaged individuals. DBE goals apply only to U.S. Department of Transportation contracts that receive Federal financial assistance.

Goal Oriented Contracts

There are three types of goal-oriented contract and non-contract projects: construction, professional services and purchase of goods & services. These projects are goal-oriented, which requires MWSBE utilization. The following are the types of goal-oriented contracts and their annual citywide goals set by City Council.

Construction contracts are related to construction projects above \$1M. As of July 1, 2013, pursuant to amendments to Chapter 15, Article V of the City Code of Ordinances, the new citywide goal for construction projects increased from 22% to 34%, consisting of MBEs, WBEs and SBEs. While the goals were effective July 1, 2013, the effect of the amendments on city contracting will be fully realized over time.

Professional Services contracts (also known as Regulated contracts) require a professional license e.g. architect, engineer, attorney, or accountant etc. The citywide goal for professional services contracts is 24%.

Goods & Services* contracts provide for the supply of goods and non-personal or nonprofessional services above \$100K. The citywide goal for goods & services contracts is 11%.

The following are subcategories under goods & services contracts. These are non goal-oriented contract types and do not have citywide goals set by City Council. Note: the utilization of certified vendors on purchase orders and Pcards augments the citywide goal achievement percentage. Purchase orders and Pcard purchases are included in the "goods & services total" in this report.

- **Purchase orders:** direct orders for various purchases made from vendors.
- **Pcard purchases:** direct purchases from vendors using City of Houston purchasing cards

Contracts with Waivers** are contracts that don't have a goal per Chapter 15, Article V, Section 15-83, these contracts must be reviewed and approved by the Office of Business Opportunity (OBO). The following reflect the most frequent circumstances under which OBO may approve a request to waive a contract goal:

- **Emergency Contracts** - A public or administrative emergency exists which requires the goods or services being procured to be provided with unusual immediacy.
- **Specialized Contract** - If goods and services being procured are specialized, technical or of a unique nature as to require the contracting department to select its contractor without application of a goal.
- **Economic Burden or Risk** - If requiring a goal would impose an unwarranted economic burden or risk on the City or unduly delay acquisition of the goods or services, or is not in the best interest of the City.





- **No MWSBEs available** – There are no MWSBEs available in the market to perform the work required in the contract or who possess the specialized license or certification required to do the work.
- **Interlocal Agreements/Cooperative Purchasing Agreements/DIR/HGAC** - These are agreements the City enters into with other governmental entities in the interest of cooperatively sharing resources for their mutual benefit.
- **Non Divisible** - The contract cannot be divided to include the use of subcontractors.
- **Sole Source** - Contracts awarded to meet a need that can only be supplied from a firm that provides specialized and/or unique products or services.
- **Direct shipment** - Contracts where the goods are directly shipped to the customer.

** As per the recommendation of Strategic Purchasing Division, 'Purchasing' Contracts will be referred to as 'Goods & Services'. The Report has been edited to reflect this change.*

***Departments are required to request a 0% goal from OBO, however, in some cases a department has requested a 0% goal directly from City Council.*

Non Goal-Oriented Contracts – Construction contracts \$1,000,000 or less and Goods & Services contracts \$100,000 or less. These are contracts that do not require certified firms or a review from the Office of Business Opportunity.



Citywide Dollars Awarded

	A	B	C = A+B	D = B/C
Contract Type	Non MWSBE Amount	MWSBE Amount	Total Amount	MWSBE %
Construction Total	\$177,148,196	\$63,086,034	\$240,234,230	26.3%
Professional Services Total	\$288,892,680	\$46,624,209	\$335,516,889	13.9%
Goods & Services Total	\$155,620,725	\$26,514,152	\$182,134,877	14.6%
Total	\$621,661,600	\$136,224,396	\$757,885,996	18.0%
Exempt Contracts	\$8,673,447	\$0	\$8,673,447	0.0%
Waiver Contracts	\$144,180,716	\$1,307,743	\$145,488,459	0.9%
Non-Goal Oriented	\$8,112,012	\$2,207,739	\$10,319,751	21.4%
Grand Total	\$782,627,775	\$139,739,878	\$922,367,653	15.2%

- A. Non MWSBE Amount**- Dollars awarded to non-certified firms on contract and non-contract projects. Non-certified prime contractors and non-certified subcontractors are both utilized on projects, therefore this category includes prime and subcontractors.
- B. MWSBE Amount** - Dollars awarded to certified MWSBE firms on contract and non-contract projects. Certified MWSBEs can serve as both prime and subcontractors, therefore prime and subcontractors are both included in this category.
- C. Total Amount Awarded** - Total contract and non-contract dollars awarded to certified and non-certified firms.
- D. MWSBE %** - Percentage of the amount awarded to certified firms compared to the total amount awarded to certified and non-certified firms.

Year to Date Participation Citywide

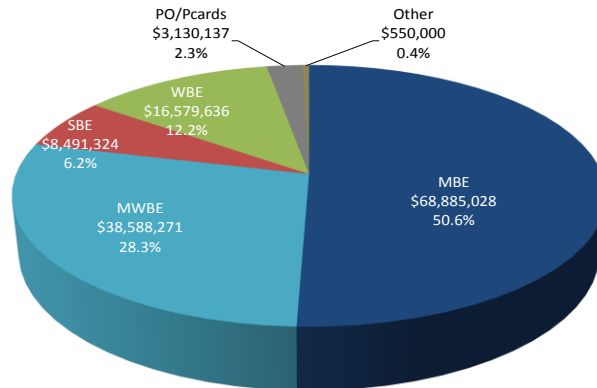
Contract Area	July 2014 - March 2015		
	Total	MWSBE	%
Construction - MBE		\$41,436,200	17.2%
Construction - SBE		\$8,491,324	3.5%
Construction - WBE		\$13,158,510	5.5%
Construction - MWBE			0.0%
Construction - Total	\$240,234,230	\$63,086,034	26.3%
Professional Services - MBE		\$20,233,356	6.0%
Professional Services - WBE		\$2,656,231	0.8%
Professional Services - MWBE		\$23,734,622	7.1%
Professional Services	\$335,516,889	\$46,624,209	13.9%
Goods & Services ⁽¹⁾			
Goods & Services - MBE		\$7,215,472	4.7%
Goods & Services - WBE		\$764,895	0.5%
Goods & Services - MWBE		\$14,853,649	9.6%
Goods & Services - Other		\$550,000	0.4%
Total Goods & Services Contracts	\$154,211,291	\$23,384,015	15.2%
Purchase Orders	\$18,472,984	\$2,646,924	14.3%
PCARD	\$9,450,602	\$483,213	5.1%
Goods & Services Total	\$182,134,877	\$26,514,152	14.6%
Total without Exempt Purchases	\$757,885,996	\$136,224,396	18.0%
Exempt Contracts	\$8,673,447	\$0	0.0%
Waiver Contracts	\$145,488,459	\$1,307,743	0.9%
Non-Goal Oriented Contracts	\$10,319,751	\$2,207,739	21.4%
Total with Exempt Purchases	\$922,367,653	\$139,739,878	15.2%

- 1) Beginning FY 2014, contracts with DBEs were tracked separately – See Appendix C for more details.
- 2) MWBE certification type was introduced to represent subcontractors whose use as an MBE or WBE was undetermined at the time the contract was awarded.
- 3) Purchase orders and Pcards have multiple certification types which do not require a designation at the time of purchase.
- 4) Beginning FY2015, contracts exempt from a goal were further categorized into Exempt Contracts and Contracts with waivers.
- 5) "Other" represents firms whose certification details were undetermined.





Citywide MWSBE Awards by Certification Type



•PO/Pcards do not require the certification type designated at the time of purchase.

Citywide MWSBE Awards by Vendor Type

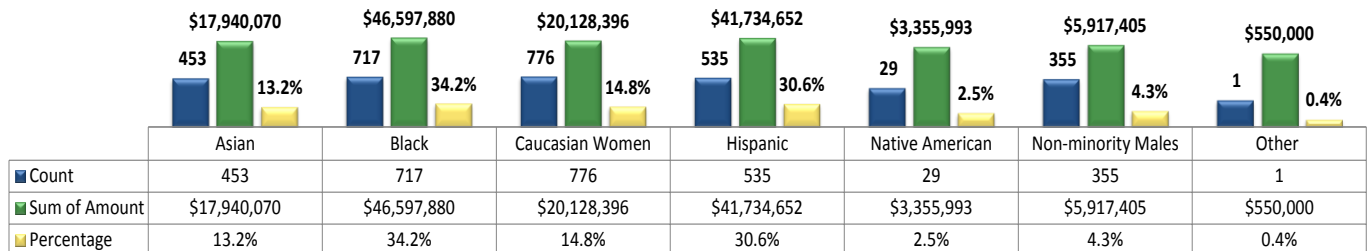
Vendor Type	A		B		C=A/Grand Total
	Non MWSBE	MWSBE	Total Award	Percent	
Prime Contract	\$595,672,277	\$33,803,283	\$629,475,560	4.5%	
Subcontract	\$1,195,873	\$99,290,976	\$100,486,850	13.1%	
PO/Pcards	\$24,793,449	\$3,130,137	\$27,923,586	0.4%	
Grand Total	\$621,661,600	\$136,224,396	\$757,885,996	18.0%	

• PO/Pcards do not require the vendor type to be designated .

Citywide MWSBE Awards by Ethnicity and Contract Type

Contract Type	Asian	Black	Caucasian Women	Hispanic	Native American	Non-minority Males	Other
Construction	\$2,833,645	\$12,338,807	\$10,065,893	\$28,882,271	\$3,303,709	\$5,661,709	
Professional Services	\$13,194,299	\$20,559,166	\$4,179,052	\$8,643,009	\$18,683	\$30,000	
Goods & Services - Contracts	\$1,504,572	\$12,959,143	\$4,690,935	\$3,674,144	\$5,222	\$0	\$550,000
PO/Pcards	\$407,554	\$740,764	\$1,192,517	\$535,228	\$28,378	\$225,696	
Grand Total	\$17,940,070	\$46,597,880	\$20,128,396	\$41,734,652	\$3,355,993	\$5,917,405	\$550,000

Citywide MWSBE Awards by Ethnicity



• The count in each chart represents the number of prime and subcontractors awards. The percentage represents the portion of dollars awarded to certified firms compared to the total dollar amount awarded to all certified firms.

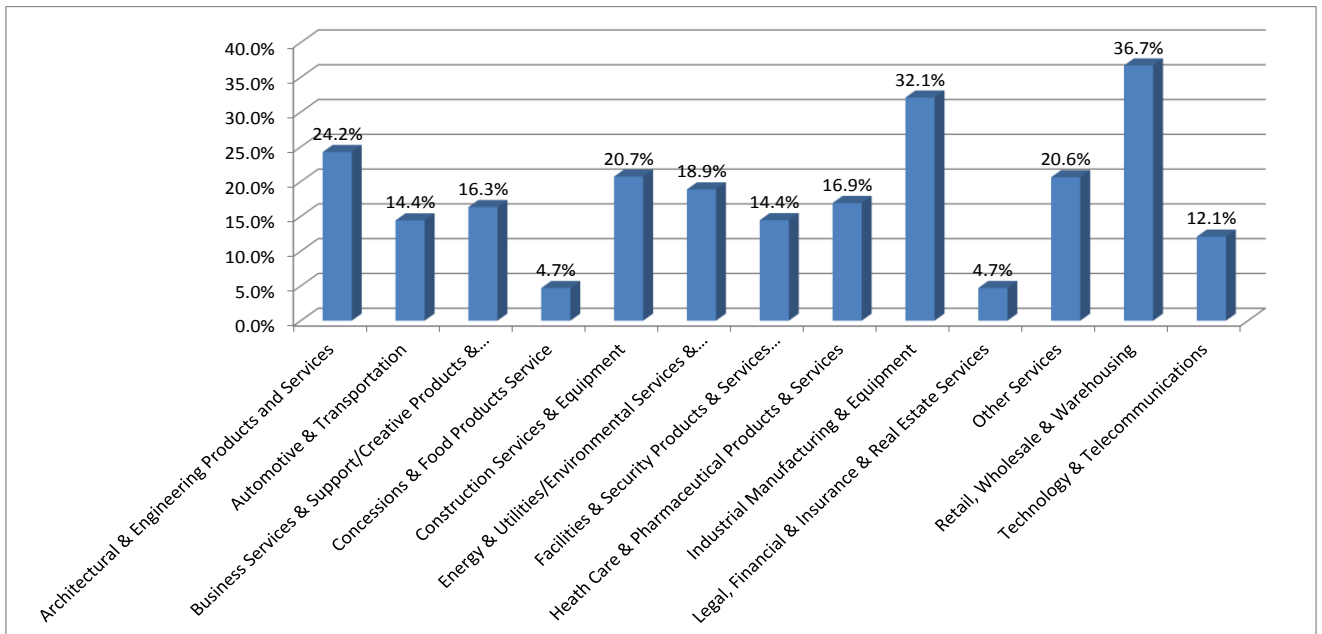




Citywide MWSBE Awards by Industry Type

	A	B	C=B/A	D	E=D/B
Industry Type	Number of Certified Firms	Number of Certified Firms used	Percentage of Utilization	Amount	Average per Vendor
Architectural & Engineering Products and Services	231	56	24.2%	\$9,417,398	\$168,168
Automotive & Transportation	111	16	14.4%	\$2,052,369	\$128,273
Business Services & Support/Creative Products & Services	398	65	16.3%	\$31,870,167	\$490,310
Concessions & Food Products Service	64	3	4.7%	\$539	
Construction Services & Equipment	753	156	20.7%	\$51,593,181	\$330,726
Energy & Utilities/Environmental Services & Equipment	106	20	18.9%	\$3,582,267	\$179,113
Facilities & Security Products & Services (Janitorial/Security/HVAC)	263	38	14.4%	\$9,419,511	\$247,882
Health Care & Pharmaceutical Products & Services	65	11	16.9%	\$2,656,946	\$241,541
Industrial Manufacturing & Equipment	53	17	32.1%	\$4,068,179	\$239,305
Legal, Financial & Insurance & Real Estate Services	149	7	4.7%	\$3,413,255	\$487,608
Other Services	97	20	20.6%	\$2,403,452	\$120,173
Retail, Wholesale & Warehousing	139	51	36.7%	\$9,639,916	\$189,018
Technology & Telecommunications	149	18	12.1%	\$4,379,917	\$243,329
Undetermined		8		\$1,176,836	\$147,104
Grand Total	2,578	486	18.9%	\$135,673,932	\$279,164

Utilization of Certified Vendors by Industry Type





FY2015 MWSBE Awards by Department July - December ⁽¹⁾							
	Non MWSBE		MWSBE		Total Award		
	A		B		C=A+B		D=B/C
Department/Division ⁽²⁾	Count	Amount	Count	Amount	Count	Total	Current Percentage
Administration & Regulatory Affairs	744	\$2,624,956	17	\$344,828	761	\$2,969,784	11.6%
City Council *	253	\$137,776	1	\$12,770	254	\$150,546	8.5%
City of Houston *	126	\$183,420	2	\$50,330	128	\$233,750	21.5%
City Secretary *	2	\$11			2	\$11	0.0%
City Controller *	193	\$702,939	3	\$59,206	196	\$762,145	7.8%
Department of Neighborhoods	302	\$599,545	4	\$63,218	306	\$662,763	9.5%
Finance Department ⁽³⁾	213	\$1,546,020	16	\$163,458	229	\$1,709,478	9.6%
Fleet Management Department	1,870	\$1,632,899	76	\$119,560	1,946	\$1,752,459	6.8%
General Services Department	3,177	\$27,610,685	241	\$8,246,203	3,418	\$35,856,888	23.0%
Houston Airport System	4,780	\$53,120,343	370	\$11,344,287	5,150	\$64,464,631	17.6%
Housing & Community Development**							
Houston Emergency Center	355	\$98,567	2	\$495	357	\$99,062	0.5%
Houston Fire Department	1,665	\$7,832,635	88	\$955,463	1,753	\$8,788,097	10.9%
Houston Information Technology Services	382	\$24,022,067	18	\$5,449,585	400	\$29,471,652	18.5%
Health and Human Services	2,284	\$2,507,656	100	\$190,524	2,384	\$2,698,180	7.1%
Houston Parks and Recreations Department	2,966	\$3,884,647	62	\$813,390	3,028	\$4,698,037	17.3%
Houston Police Department	2,324	\$14,883,872	68	\$973,393	2,392	\$15,857,265	6.1%
Houston Public Library	433	\$506,282	35	\$45,579	468	\$551,861	8.3%
Human Resources	561	\$238,768,484	109	\$26,308,158	670	\$265,076,642	9.9%
Legal Department	2,327	\$3,358,688	10	\$26,496	2,337	\$3,385,184	0.8%
Municipal Courts Department	965	\$363,240	14	\$15,269	979	\$378,509	4.0%
Mayor's Office	619	\$1,576,093	12	\$130,674	631	\$1,706,767	7.7%
Office of Business Opportunity*	80	\$22,442	1	\$350	81	\$22,792	1.5%
Planning & Development Department	142	\$364,959	11	\$91,307	153	\$456,266	20.0%
Public Works and Engineering	7,431	\$202,542,377	1,519	\$74,265,848	8,950	\$276,808,225	26.8%
Strategic Procurement Division	16	\$28,151,714	31	\$5,813,319	47	\$33,965,034	17.1%
Solid Waste Management Department	472	\$4,619,283	56	\$740,685	528	\$5,359,968	13.8%
Total	34,682	\$621,661,600	2,866	\$136,224,396	37,548	\$757,885,996	18.0%

* Departments denoted with an asterisk only include expenditures for purchase orders and Pcards, which are not goal-oriented and do not require certified firms on each purchase. However, certified firms that were utilized on purchase orders and Pcards are counted toward the goods & services goal.

(1) Excludes Exempt and non goal-oriented contracts.

(2) The amounts for Strategic Purchasing and City of Houston reflect contracts and non-contracts processed for multiple departments and cannot be applied to the certified vendor awards for one department only.

(3) Finance Department figures include General Government transactions as well.

** Housing & Community Development Contracts were omitted from this quarter's report; they will be included in the next quarter report, once the reconciliation process for contract details and amounts is complete.





Table of Contents

MWSBE Awards by Department

Administration Departments

Administration and Regulatory Affairs	11
Finance Department	12
Human Resources	13
Houston Information Technology Services	14
Legal Department	15
Mayor's Office	16
Office of Business Opportunity	17
Strategic Procurement Division	18

Public Safety Departments

Houston Emergency Center	19
Houston Fire Department	20
Houston Police Department	21
Municipal Courts Department	22

Development and Maintenance Departments

Fleet Management Department	23
General Services Department	24
Houston Airport System	25
Planning and Development Department	26
Public Works and Engineering	27
Solid Waste Management Department	28

Human and Cultural Services

Department of Neighborhoods	29
Health and Human Services	30
Houston Public Library	31
Houston Parks and Recreation Department	32



Administration and Regulatory Affairs

Details by Department

Jul 1, 2014 – Mar 31, 2015

The Administration and Regulatory Affairs Department (ARA) provides efficient and logical solutions to administrative and regulatory challenges. The department oversees Parking, Operations/3-1-1, Payroll, Administrative Services, BARC (the City's Animal Shelter and Adoption Facility), Transportation and Insurance Management.

Year to date in FY2015, ARA awarded \$15,139,133, of which \$360,026 was awarded to certified firms, accounting for a 2.4% utilization. However, from this total, \$45,198 were non goal-oriented contracts and \$12,124,151 were contracts with waivers. Even so, 33.6% of non goal-oriented contracts utilized MWSBE firms. From the remaining \$2,969,784, the department registered an 11.6% utilization by awarding \$344,828 to certified firms.

FY2015 Dollars Awarded

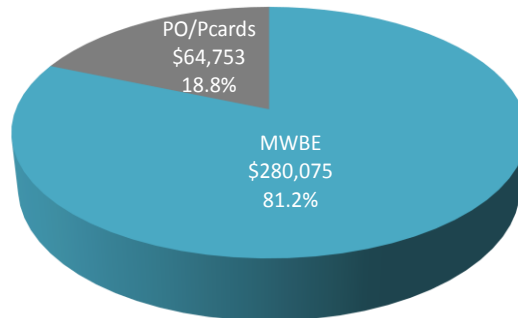
Contract Type	A		B		C = A+B		D = B/C	
	Non MWSBE Amount	MWSBE Amount	Total Amount Awarded				MWSBE %	
Construction Total	\$0	\$0	\$0				0.0%	
Professional Services Total	\$0	\$0	\$0				0.0%	
Goods & Services Total	\$2,624,956	\$344,828	\$2,969,784				11.6%	
Total	\$2,624,956	\$344,828	\$2,969,784				11.6%	
Exempt Contracts	\$0	\$0	\$0				0.0%	
Waiver Contracts	\$12,124,151	\$0	\$12,124,151				0.0%	
Non-Goal Oriented	\$30,000	\$15,198	\$45,198				33.6%	
Grand Total	\$14,779,107	\$360,026	\$15,139,133				2.4%	

FY2015 MWSBE Awards by Vendor Type

Vendor Type	A		B		C=A/Grand Total	
	Non MWSBE	MWSBE	Total Award		Percent	
Prime	\$2,128,425		\$2,128,425		0.0%	
Subcontract		\$280,075	\$280,075		9.4%	
PO/Pcards	\$496,531	\$64,753	\$561,284		2.2%	
Total Award	\$2,624,956	\$344,828	\$2,969,784		11.6%	

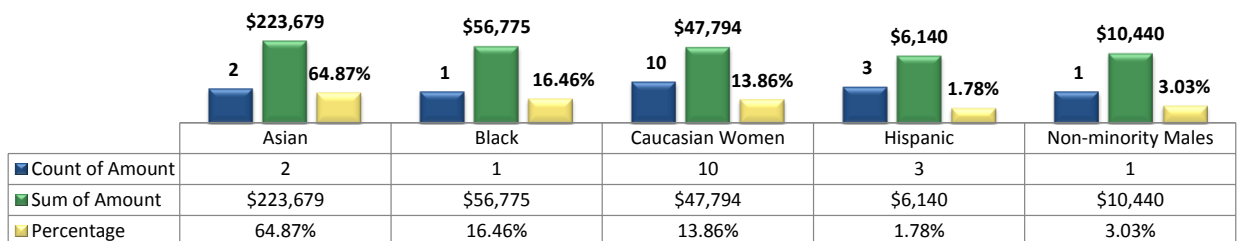
• PO/Pcards do not require the vendor type designated.

FY2015 MWSBE Awards by Certification Type



• PO/Pcards do not require that certification type be designated at the time of purchase.

FY2015 MWSBE Awards by Ethnicity



• The count in each chart represents the number of awards. The percentage represents the portion of dollars awarded to certified firms compared to the total dollar amount awarded to all certified firms.

Finance

Details by Department

Jul 1, 2014 – Mar 31, 2015

The Finance Department's (FIN) mission is to safeguard the fiscal integrity of the City, and enable City stakeholders to do the same. The department's responsibilities are distributed among the Director's Office, Administrative Office of City Council, Financial Planning and Analysis, Financial Reporting and Operations, Performance Improvement, Strategic Purchasing, and Treasury and Capital Management.

General Government (GG) transactions are included in the summary. GG transactions are citywide expenditures, primarily in the form of purchase orders and Pcards.

Year to date in FY2015, the department awarded \$2,837,118, of which \$163,458 was awarded to certified firms, accounting for a 5.8% utilization. However, from this total, \$1,127,640 were contracts with waivers. From the remaining \$1,709,478, the department registered a 9.6% utilization by awarding \$163,458 to certified firms.

FY2015 Dollars Awarded

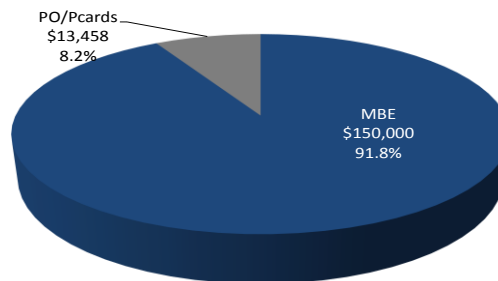
	A	B	C = A+B	D = B/C
Contract Type	Non MWSBE Amount	MWSBE Amount	Total Amount Awarded	MWSBE %
Construction Total	\$0	\$0	\$0	0.0%
Professional Services Total	\$1,350,000	\$150,000	\$1,500,000	10.0%
Goods & Services Total	\$135,555	\$13,458	\$149,013	9.0%
Goods & Services Total (GG)	\$60,464	\$0	\$60,464	0.0%
Total	\$1,546,020	\$163,458	\$1,709,478	9.6%
Exempt Contracts	\$0	\$0	\$0	0.0%
Waiver Contracts	\$1,127,640	\$0	\$1,127,640	0.0%
Non-Goal Oriented	\$0	\$0	\$0	0.0%
Grand Total	\$2,673,660	\$163,458	\$2,837,118	5.8%

FY2015 MWSBE Awards by Vendor Type

	A	B	C=A/Grand Total
Vendor Type	Non MWSBE	MWSBE	Total Award
Prime	\$1,350,000		\$1,350,000
Subcontract		\$150,000	\$150,000
PO/Pcards	\$196,020	\$13,458	\$209,478
Total Award	\$1,546,020	\$163,458	\$1,709,478

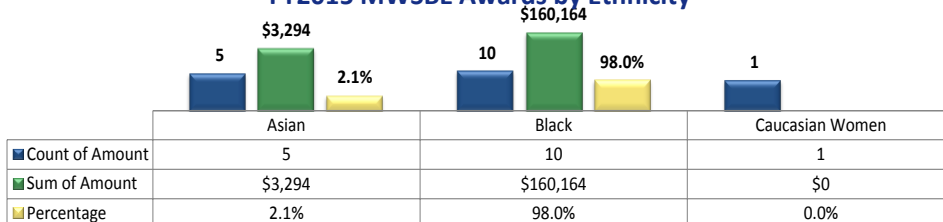
• PO/Pcards do not require the vendor type designated.

FY2015 MWSBE Awards by Certification Type



• PO/Pcards do not require that certification type be designated at the time of purchase.

FY2015 MWSBE Awards by Ethnicity



• The count in each chart represents the number of awards. The percentage represents the portion of dollars awarded to certified firms compared to the total dollar amount awarded to all certified firms.



Human Resources

Details by Department

Jul 1, 2014 – Mar 31, 2015

The Human Resources Department (HR) is committed to the recruitment, retention and development of a highly diverse workforce, serving more than 21,000 city employees across 25 city departments. HR manages services for Safety and Risk Management, Workers' Compensation, Benefits Administration, Talent Management, Strategic Planning and Citywide Corporate Training.

Year to date in FY2015, HR awarded \$265,194,617, of which \$26,308,158 was awarded to certified firms, accounting for an 9.9% utilization. From this total, \$117,975 were granted a waiver. The percentage of certified firms from the remaining amount of \$265,076,642 was 9.9%. Professional Services contracts were mainly Health benefit contracts and Temporary employment contracts with reduced goals between 5%-6%. OBO participated in the goal setting process and has reviewed and approved these contracts. Goods & Services contracts comprised mainly of purchase orders and Pcards.

FY2015 Dollars Awarded

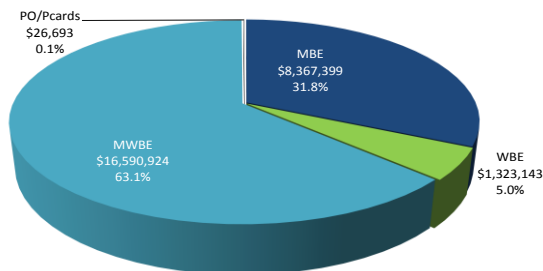
	A	B	C = A+B	D = B/C
Contract Type	Non MWSBE Amount	MWSBE Amount	Total Amount Awarded	MWSBE %
Construction Total	\$0	\$0	\$0	0.0%
Professional Services Total	\$238,353,010	\$26,281,466	\$264,634,476	9.9%
Goods & Services Total	\$415,474	\$26,693	\$442,166	6.0%
Total	\$238,768,484	\$26,308,158	\$265,076,642	9.9%
Exempt Contracts	\$0	\$0	\$0	0.0%
Waiver Contracts	\$117,975	\$0	\$117,975	0.0%
Non-Goal Oriented	\$0	\$0	\$0	0.0%
Grand Total	\$238,886,459	\$26,308,158	\$265,194,617	9.9%

FY2015 MWSBE Awards by Vendor Type

	A	B	C=A/Grand Total
Vendor Type	Non MWSBE	MWSBE	Total Award
Prime	\$238,353,010	\$9,323,662	\$247,676,672
Subcontract		\$16,957,804	\$16,957,804
PO/Pcards	\$415,474	\$26,693	\$442,166
Total Award	\$238,768,484	\$26,308,158	\$265,076,642
			9.9%

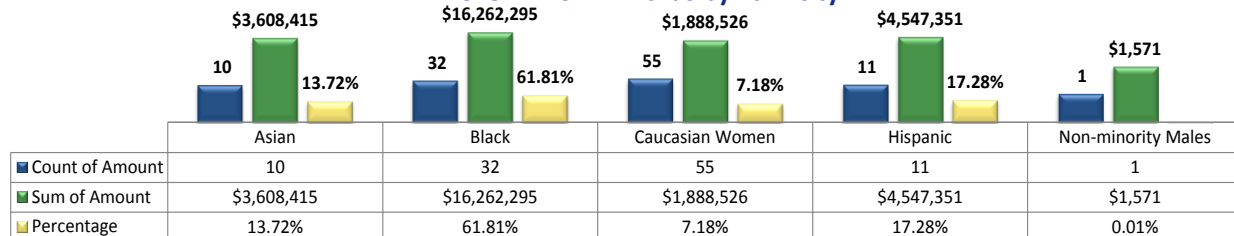
• PO/Pcards do not require the vendor type designated.

FY2015 MWSBE Awards by Certification Type



• PO/Pcards do not require that certification type be designated at the time of purchase.

FY2015 MWSBE Awards by Ethnicity



• The count in each chart represents the number of awards. The percentage represents the portion of dollars awarded to certified firms compared to the total dollar amount awarded to all certified firms.



Houston Information Technology Services

Details by Department

Jul 1, 2014 – Mar 31, 2015

The Houston Information Technology Services Department (HITS) primarily focuses on IT governance, the building of customer service centric relationships/partnerships, and operational efficiency. The department's projects includes the Radio Replacement Project, replacing the existing infrastructure with a state-of-the-art system to enhance reliability and efficiency. HITS also manages the City's SAP ERP organization and the Customer Service Center (CSC), which is a single point of contact for all City users to direct questions and report problems regarding IT services.

Year to date in FY2015, the department awarded \$40,379,021, of which \$5,449,585 was awarded to certified firms, accounting for 13.5% utilization over all awards. However from this total, \$10,907,369 was granted a waiver. From the remaining \$29,471,652, the department registered an 18.5% utilization by awarding \$5,449,585 to certified firms.

FY2015 Dollars Awarded

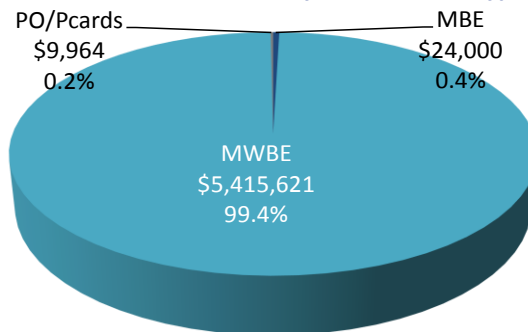
	A	B	C = A+B	D = B/C
Contract Type	Non MWSBE Amount	MWSBE Amount	Total Amount Awarded	MWSBE %
Construction Total	\$0	\$0	\$0	0.0%
Professional Services Total	\$879,108	\$92,921	\$972,029	9.6%
Goods & Services Total	\$23,142,958	\$5,356,664	\$28,499,623	18.8%
Total	\$24,022,067	\$5,449,585	\$29,471,652	18.5%
Exempt Contracts	\$0	\$0	\$0	0.0%
Waiver Contracts	\$10,907,369	\$0	\$10,907,369	0.0%
Non-Goal Oriented	\$0	\$0	\$0	0.0%
Grand Total	\$34,929,436	\$5,449,585	\$40,379,021	13.5%

FY2015 MWSBE Awards by Vendor Type

	A	B	C=A/Grand Total
Vendor Type	Non MWSBE	MWSBE	Total Award
Prime	\$23,525,837		\$23,525,837
Subcontract	\$266,667	\$5,439,621	\$5,706,288
PO/Pcards	\$229,563	\$9,964	\$239,527
Total Award	\$24,022,067	\$5,449,585	\$29,471,652
			18.5%

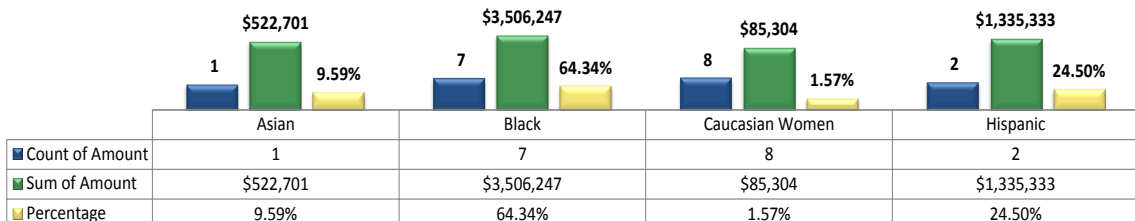
• PO/Pcards do not require the vendor type designated.

FY2015 MWSBE Awards by Certification Type



• PO/Pcards do not require that certification type be designated at the time of purchase.

FY2015 MWSBE Awards by Ethnicity



• The count in each chart represents the number of awards. The percentage represents the portion of dollars awarded to certified firms compared to the total dollar amount awarded to all certified firms.

Legal Department

Details by Department

Jul 1, 2014 - Mar 31, 2015

The Legal Department (LGL) strives to provide the highest quality municipal legal services to the City, its elected and appointed officials, and its employees in the most efficient manner feasible.

Year to date in FY2015, the department awarded \$5,245,184, of which \$26,496 was awarded to certified firms, accounting for 0.5% utilization over all awards. However from this total, \$1,860,000 were granted a waiver. From the remaining \$3,385,184, the department registered a 0.8% utilization by awarding \$26,496 to certified firms. Goods & Services contracts comprised entirely of purchase orders and Pcards which do not necessitate a goal. The Professional services contracts did not have a goal at the time of the Report's publication.

FY2014 Dollars Awarded

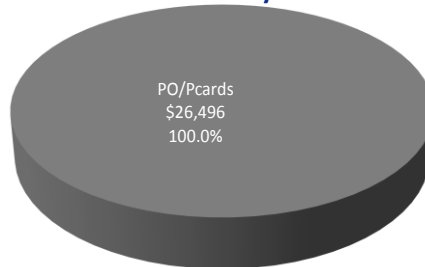
	A	B	C = A+B	D = B/C
Contract Type	Non MWSBE Amount	MWSBE Amount	Total Amount Awarded	MWSBE %
Construction Total	\$0	\$0	\$0	0.0%
Professional Services Total	\$2,770,000	\$0	\$2,770,000	0.0%
Goods & Services Total	\$588,688	\$26,496	\$615,184	4.3%
Total	\$3,358,688	\$26,496	\$3,385,184	0.8%
Exempt Contracts	\$0	\$0	\$0	0.0%
Waiver Contracts	\$1,860,000	\$0	\$1,860,000	0.0%
Non-Goal Oriented	\$0	\$0	\$0	0.0%
Grand Total	\$5,218,688	\$26,496	\$5,245,184	0.5%

FY2014 MWSBE Awards by Vendor Type

	A	B	C=A/Grand Total
Vendor Type	Non MWSBE	MWSBE	Total Award
Prime	\$2,770,000	\$2,770,000	0.0%
PO/Pcards	\$588,688	\$26,496	0.8%
Total Award	\$3,358,688	\$26,496	\$3,385,184

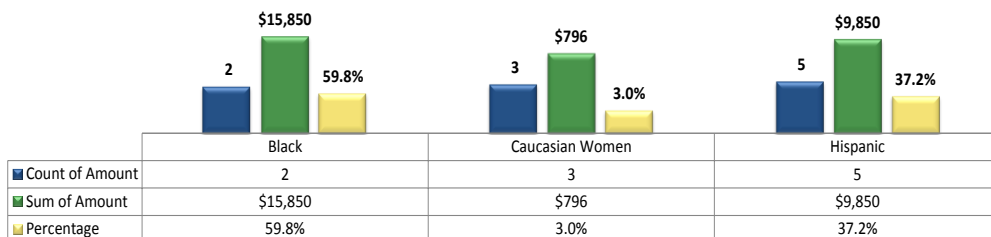
- PO/Pcards do not require the vendor type designated.

FY2014 MWSBE Awards by Certification Type



- PO/Pcards do not require that certification type be designated at the time of purchase.

FY2014 MWSBE Awards by Ethnicity



- The count in each chart represents the number of awards. The percentage represents the portion of dollars awarded to certified firms compared to the total dollar amount awarded to all certified firms.

Mayor's Office

Details by Department

Jul 1, 2014 – Mar 31, 2015

The Mayor's Office (MYR) is responsible for the general management of the City and for seeing that laws and ordinances are enforced. Divisions of the Mayor's Office include, but are not limited to, CitizensNet, Crime Victims Assistance, Cultural Affairs, Economic Development, Green Houston, HTV (Municipal Channel), Intergovernmental Relations, International Trade and Development, Public Safety and Homeland Security, and Special Events.

Year to date, in FY2015, the Mayor's office awarded \$3,495,517, of which \$616,077 was awarded to certified firms, amounting to a 17.6% utilization. From this amount however, waiver contracts totaled \$1,788,750. Even so, certified firms were utilized in 27.1% of waiver contracts. From the remaining \$1,706,767, the department registered a 7.7% utilization by awarding \$130,674 to certified firms. Included in the Professional Services contracts, was one with a 7% goal, pertaining to the HOT fund, with the amount to Subcontractors undetermined at the time of award.

FY2015 Dollars Awarded

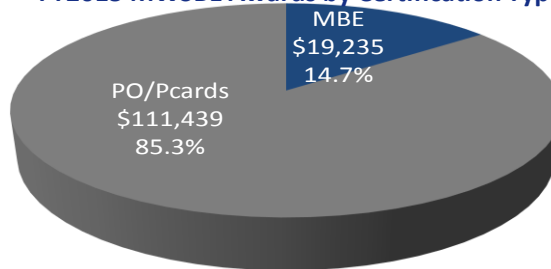
	A	B	C = A+B	D = B/C
Contract Type	Non MWSBE Amount	MWSBE Amount	Total Amount Awarded	MWSBE %
Construction Total	\$0	\$0	\$0	0.0%
Professional Services Total	\$907,050	\$0	\$907,050	0.0%
Goods & Services Total	\$669,043	\$130,674	\$799,717	16.3%
Total	\$1,576,093	\$130,674	\$1,706,767	7.7%
Exempt Contracts	\$0	\$0	\$0	0.0%
Waiver Contracts	\$1,303,347	\$485,403	\$1,788,750	27.1%
Non-Goal Oriented	\$0	\$0	\$0	0.0%
Grand Total	\$2,879,439	\$616,077	\$3,495,517	17.6%

FY2015 MWSBE Awards by Vendor Type C=A/Grand Total

Vendor Type	Non MWSBE	MWSBE	Total Award	Percent
Prime	\$1,062,675		\$1,062,675	0.0%
Subcontract		\$19,235	\$19,235	1.1%
PO/Pcards	\$513,417	\$111,439	\$624,857	6.5%
Total Award	\$1,576,093	\$130,674	\$1,706,767	7.7%

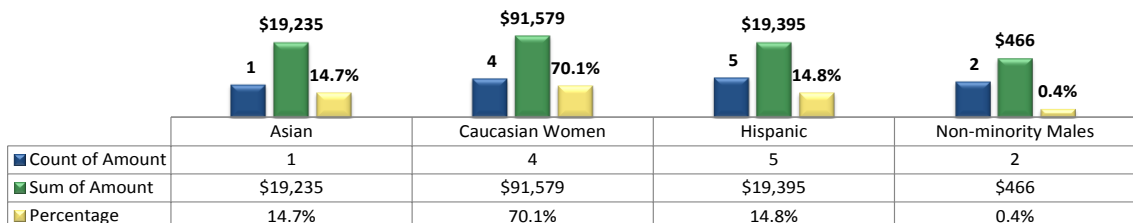
• PO/Pcards do not require the vendor type designated.

FY2015 MWSBE Awards by Certification Type



• PO/Pcards do not require that certification type be designated at the time of purchase.

FY2015 MWSBE Awards by Ethnicity



• The count in each chart represents the number of awards. The percentage represents the portion of dollars awarded to certified firms compared to the total dollar amount awarded to all certified firms.

Office of Business Opportunity

Details by Department

Jul 1, 2014 - Mar 31, 2015

The Office of Business Opportunity (OBO) is committed to creating a competitive and diverse business environment in the City of Houston by promoting the growth and success of local small businesses, with special emphasis on historically underutilized groups by ensuring their meaningful participation in the government procurement process.

Year to date in FY2015, the Office awarded \$22,792, of which \$350 was awarded to certified firms, amounting to a 1.5% utilization. All transactions were P-card purchases that do not necessitate a goal, hence the low percentage of utilization.

FY2014 Dollars Awarded

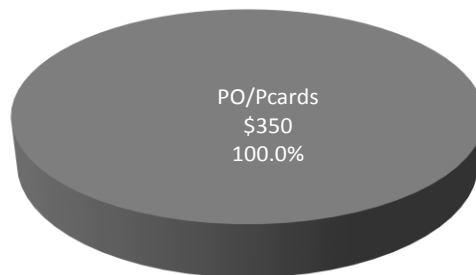
	A	B	C = A+B	D = B/C
Contract Type	Non MWSBE Amount	MWSBE Amount	Total Amount Awarded	MWSBE %
Construction Total	\$0	\$0	\$0	0.0%
Professional Services Total	\$0	\$0	\$0	0.0%
Goods & Services Total	\$22,442	\$350	\$22,792	1.5%
Total	\$22,442	\$350	\$22,792	1.5%
Exempt Contracts	\$0	\$0	\$0	0.0%
Waiver Contracts	\$0	\$0	\$0	0.0%
Non-Goal Oriented	\$0	\$0	\$0	0.0%
Grand Total	\$22,442	\$350	\$22,792	1.5%

FY2014 MWSBE Awards by Vendor Type

	A	B	C=A/Grand Total
Vendor Type <input type="text"/>	Non MWSBE	S/MWBE Total Award	Percent
PO/Pcards	\$22,442	\$350	1.5%
Total Award	\$22,442	\$350	1.5%

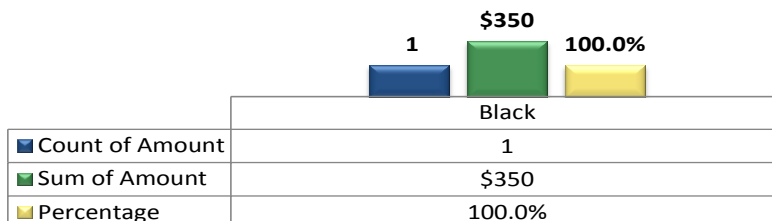
- PO/Pcards do not require the vendor type designated.

FY2014 MWSBE Awards by Certification Type



- PO/Pcards do not require that certification type be designated at the time of purchase.

FY2014 MWSBE Awards by Ethnicity



- The count in each chart represents the number of awards. The percentage represents the portion of dollars awarded to certified firms compared to the total dollar amount awarded to all certified firms.

Strategic Procurement Division

Details by Department

Jul 1, 2014 – Mar 31, 2015

The Strategic Procurement Division (SPD) falls under the operational direction of the Finance Department. The division manages and facilitates procurement services, overseeing all aspects of the procurement process, and is a guide for potential and current suppliers doing business with the City. Amongst other responsibilities, the division also works with City departments to renew their contracts/develop new contracts, as well as work with them to prepare Requests for Proposals (RFPs).

Year to date in FY2015, SPD awarded \$51,593,766, of which \$6,039,723 was awarded to certified firms, accounting for an overall utilization of 11.7%. Of this total, \$17,628,732 was either granted a waiver, or was non goal-oriented. Even so, 56.4% of non goal-oriented contracts used certified firms. From the remaining \$33,965,034, the department registered a 17.1% utilization by awarding \$5,813,319 to certified firms.

FY2015 Dollars Awarded

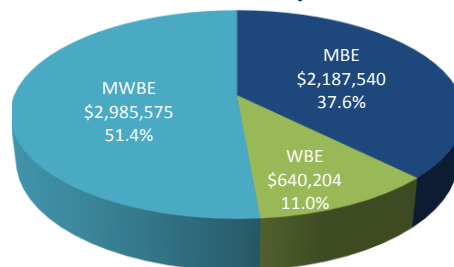
	A	B	C = A+B	D = B/C
Contract Type	Non MWSBE Amount	MWSBE Amount	Total Amount Awarded	MWSBE %
Construction Total	\$0	\$0	\$0	0.0%
Professional Services Total	\$703,000	\$222,000	\$925,000	24.0%
Goods & Services Total	\$27,448,714	\$5,591,319	\$33,040,034	16.9%
Total	\$28,151,714	\$5,813,319	\$33,965,034	17.1%
Exempt Contracts	\$0	\$0	\$0	0.0%
Waiver Contracts	\$17,280,503	\$69,045	\$17,349,548	0.4%
Non Goal Oriented	\$121,826	\$157,359	\$279,185	56.4%
Grand Total	\$45,554,043	\$6,039,723	\$51,593,766	11.7%

FY2015 MWSBE Awards by Vendor Type

	A	B	C=A/Grand Total
Vendor Type	Non MWSBE	MWSBE	Total Award
Prime	\$28,151,714	\$1,210,923	\$29,362,638
Subcontract		\$4,602,396	\$4,602,396
Total Award	\$28,151,714	\$5,813,319	\$33,965,034
			17.1%

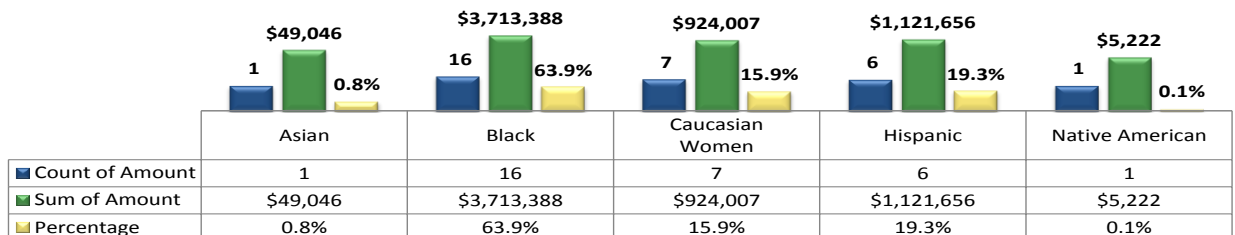
- PO/Pcards do not require the vendor type designated.

FY2015 MWSBE Awards by Certification Type



- PO/Pcards do not require that certification type be designated at the time of purchase.

FY2015 MWSBE Awards by Ethnicity



- The count in each chart represents the number of awards. The percentage represents the portion of dollars awarded to certified firms compared to the total dollar amount awarded to all certified firms.

Houston Emergency Center

Details by Department


Jul 1, 2014 – Mar 31, 2015

The development of the Houston Emergency Center (HEC) post 2003 has been instrumental in consolidating and streamlining the efforts of what were previously three separate emergency communication centers for Houston's 9-1-1. HEC provides 24/7 emergency services; the facility is equipped with state-of-the-art emergency communications technology, utilized by the center's 9-1-1 call takers and emergency dispatchers from the Houston Police and Fire Departments. The Center is integral to providing a common protocol for interagency transaction exchange between 9-1-1, Police, Fire, EMS and Emergency Management.

Year to date in FY2015, HEC awarded \$99,062, of which \$495 was awarded to certified firms, accounting for a 0.5% utilization. Goods & Services transactions consisted entirely of either purchase orders or Pcards, which do not necessitate a goal, hence the considerably low percentage. **FY2015 Dollars Awarded**

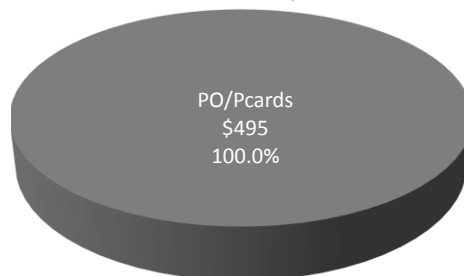
	A	B	C = A+B	D = B/C
Contract Type	Non MWSBE Amount	MWSBE Amount	Total Amount Awarded	MWSBE %
Construction Total	\$0	\$0	\$0	0.0%
Professional Services Total	\$0	\$0	\$0	0.0%
Goods & Services Total	\$98,567	\$495	\$99,062	0.5%
Total	\$98,567	\$495	\$99,062	0.5%
Exempt Contracts	\$0	\$0	\$0	0.0%
Waiver Contracts	\$0	\$0	\$0	0.0%
Non-Goal Oriented	\$0	\$0	\$0	0.0%
Grand Total	\$98,567	\$495	\$99,062	0.5%

FY2015 MWSBE Awards by Vendor Type

		A	B	C=A/Grand Total	
Vendor Type		Non MWSBE	MWSBE	Total Award	Percent
PO/Pcards		\$98,567	\$495	\$99,062	0.5%
Total Award		\$98,567	\$495	\$99,062	0.5%

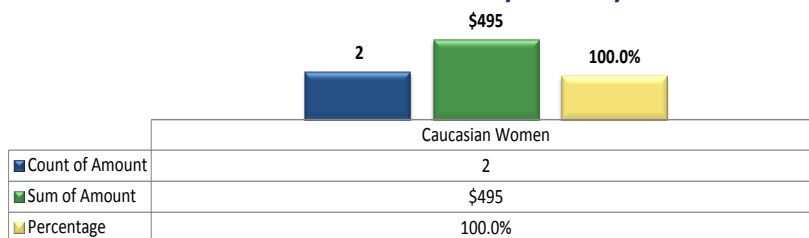
- PO/Pcards do not require the vendor type designated.

FY2015 MWSBE Awards by Certification Type



- PO/Pcards do not require that certification type be designated at the time of purchase.

FY2015 MWSBE Awards by Ethnicity



- The count in each chart represents the number of awards. The percentage represents the portion of dollars awarded to certified firms compared to the total dollar amount awarded to all certified firms.



Houston Fire Department

Details by Department

Jul 1, 2014 – Mar 31, 2015

The Houston Fire Department (HFD) is the third largest fire department in the United States and is responsible for preserving life and property to a population of more than 2 million in an area totaling 654 square miles. While the department provides crucial services such as prevention and enforcement, public education, pre-hospital emergency care and transportation, and fire control, their responsibilities are constantly evolving; hazardous materials removal, technical rescue, tactical medicine, swift water rescue, and social service calls are also services the department undertakes.

Year to date in FY2015, the Houston Fire Department (HFD) awarded \$11,149,036, of which \$1,606,938 was awarded to certified firms, accounting for a 14.4% utilization. Of this \$2,360,939 were either exempt or granted waivers. However, the waiver contract did utilize 29.6% participation. From the remaining \$8,788,097, the department registered a 10.9% utilization by awarding \$955,463 to certified companies.

FY2015 Dollars Awarded

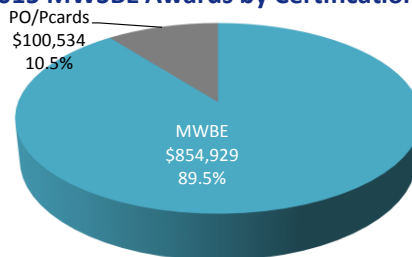
	A	B	C = A+B	D = B/C
Contract Type	Non MWSBE Amount	MWSBE Amount	Total Amount Awarded	MWSBE %
Construction Total	\$0	\$0	\$0	0.0%
Professional Services Total	\$0	\$0	\$0	0.0%
Goods & Services Total	\$7,832,635	\$955,463	\$8,788,097	10.9%
Total	\$7,832,635	\$955,463	\$8,788,097	10.9%
Exempt Contracts	\$159,464	\$0	\$159,464	0.0%
Waiver Contracts	\$1,550,000	\$651,475	\$2,201,475	29.6%
Non-Goal Oriented	\$0	\$0	\$0	0.0%
Grand Total	\$9,542,099	\$1,606,938	\$11,149,036	14.4%

FY2015 MWSBE Awards by Vendor Type

	A	B	C=A/Grand Total
Vendor Type	Non MWSBE	MWSBE	Total Award
Prime	\$6,662,079		\$6,662,079
Subcontract		\$854,929	\$854,929
PO/Pcards	\$1,170,555	\$100,534	\$1,271,090
Total Award	\$7,832,635	\$955,463	\$8,788,097
			10.9%

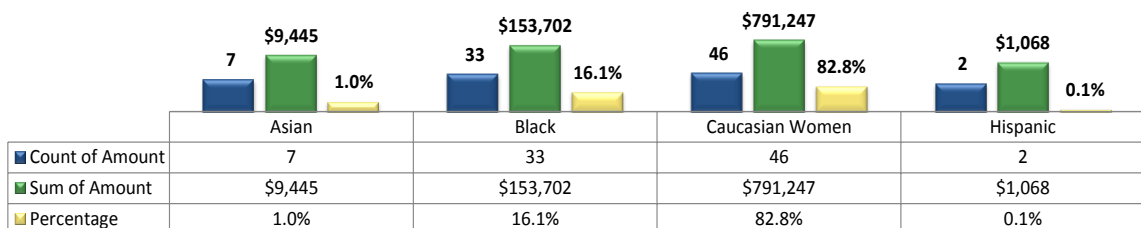
- PO/Pcards do not require the vendor type designated.

FY2015 MWSBE Awards by Certification Type



- PO/Pcards do not require that certification type be designated at the time of purchase.

FY2015 MWSBE Awards by Ethnicity



- The count in each chart represents the number of awards. The percentage represents the portion of dollars awarded to certified firms compared to the total dollar amount awarded to all certified firms.

Houston Police Department

Details by Department

Jul 1, 2014 – Mar 31, 2015

Staffed with 5,400 sworn police officers and more than 1,600 civilian employees, the Houston Police Department (HPD) is the fifth largest police agency in the United States. The department's divisions include: Auto Theft, Crime Lab, Robbery, Special Operations, and Vice.

Year to date, in FY2015, HPD awarded \$31,376,765, of which \$973,393 was awarded to certified firms, accounting for 3.1% utilization over all awards. However from this amount, approximately \$15,519,501 was either exempt from MWBE goals, granted a waiver, or non goal-oriented. From the remaining \$15,857,265, the department registered a 6.1% utilization by awarding a total of \$973,393 to certified firms. Professional Services and Goods & Services contracts both included contracts with reduced goals, hence the reduced MWSBE percentage.

FY2015 Dollars Awarded

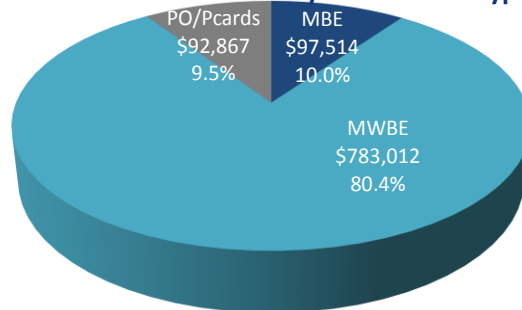
	A	B	C = A+B	D = B/C
Contract Type	Non MWSBE Amount	MWSBE Amount	Total Amount	MWSBE %
Construction Total	\$0	\$0	\$0	0.0%
Professional Services Total	\$475,140	\$39,081	\$514,221	7.6%
Goods & Services Total	\$14,408,732	\$934,312	\$15,343,044	6.1%
Total	\$14,883,872	\$973,393	\$15,857,265	6.1%
Exempt Contracts	\$172,000	\$0	\$172,000	0.0%
Waiver Contracts	\$15,270,078	\$0	\$15,270,078	0.0%
Non-Goal Oriented	\$77,423	\$0	\$77,423	0.0%
Grand Total	\$30,403,373	\$973,393	\$31,376,765	3.1%

FY2015 MWSBE Awards by Vendor Type C=A/Grand Total

Vendor Type	Non MWSBE	MWSBE	Total Award	Percent
Prime	\$12,961,198		\$12,961,198	0.0%
Subcontract		\$880,526	\$880,526	5.6%
PO/Pcards	\$1,922,674	\$92,867	\$2,015,540	0.6%
Total Award	\$14,883,872	\$973,393	\$15,857,265	6.1%

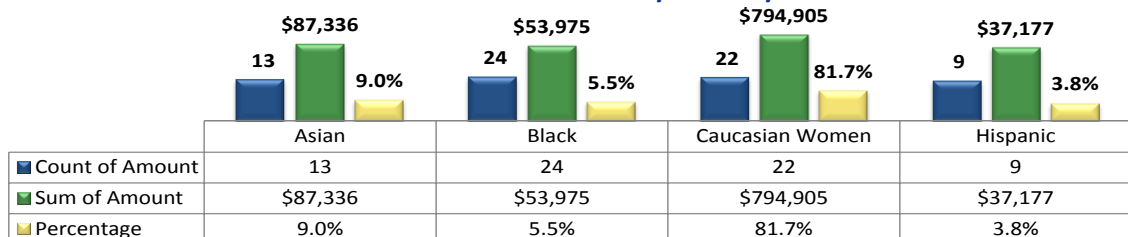
• PO/Pcards do not require the vendor type designated.

FY2015 MWSBE Awards by Certification Type



• PO/Pcards do not require that certification type be designated at the time of purchase.

FY2015 MWSBE Awards by Ethnicity



• The count in each chart represents the number of awards. The percentage represents the portion of dollars awarded to certified firms compared to the total dollar amount awarded to all certified firms.

Municipal Courts Department

Details by Department

Jul 1, 2014 – Mar 31, 2015


The mission of the Municipal Courts Department (MCD) is to provide an accessible legal forum for individuals to have their court matters heard in a fair and efficient manner, while providing a high level of integrity, professionalism and customer service.

Year to date in FY2015, MCD awarded \$378,509, of which \$15,269 was awarded to certified firms, accounting for 4.0% utilization over all awards. Transactions consisted almost entirely of either purchase orders or Pcards, which do not necessitate a goal, and one Goods & Services contract with a reduced goal, hence the considerably low percentage.

FY2015 Dollars Awarded

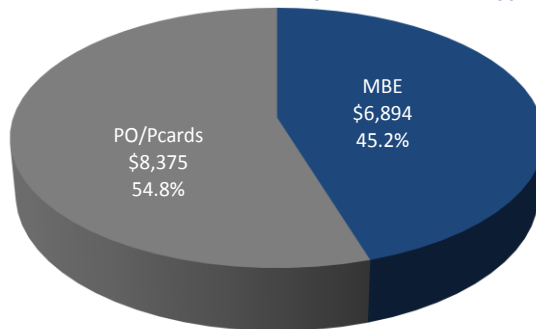
	A	B	C = A+B	D = B/C
Contract Type	Non MWSBE Amount	MWSBE Amount	Total Amount Awarded	MWSBE %
Construction Total	\$0	\$0	\$0	0.0%
Professional Services Total	\$0	\$0	\$0	0.0%
Goods & Services Total	\$363,240	\$15,269	\$378,509	4.0%
Total	\$363,240	\$15,269	\$378,509	4.0%
Exempt Contracts	\$0	\$0	\$0	0.0%
Waiver Contracts	\$0	\$0	\$0	0.0%
Non-Goal Oriented	\$0	\$0	\$0	0.0%
Grand Total	\$363,240	\$15,269	\$378,509	4.0%

FY2015 MWSBE Awards by Vendor Type

		A	B	C=A/Grand Total	
Vendor Type		Non MWSBE	MWSBE	Total Award	Percent
Prime		\$139,569		\$139,569	0.0%
Subcontract			\$6,894	\$6,894	1.8%
PO/Pcards		\$223,671	\$8,375	\$232,046	2.2%
Total Award		\$363,240	\$15,269	\$378,509	4.0%

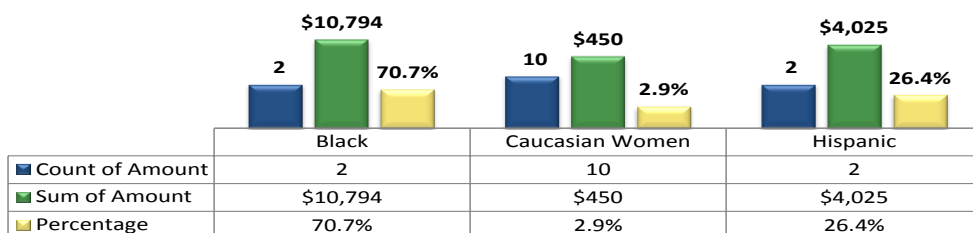
• PO/Pcards do not require the vendor type designated.

FY2015 MWSBE Awards by Certification Type



• PO/Pcards do not require that certification type be designated at the time of purchase.

FY2015 MWSBE Awards by Ethnicity



• The count in each chart represents the number of awards. The percentage represents the portion of dollars awarded to certified firms compared to the total dollar amount awarded to all certified firms.



Fleet Management Department

Details by Department

Jul 1, 2014 – Mar 31, 2015

The mission of the Fleet Management Department (FMD) is to maximize the use and value of the City's vehicle assets. The department partners with other City departments to provide quality services and reliable, safe, and environmentally-efficient vehicles in a cost-effective and transparent manner.

Year to date in FY2015, FMD awarded \$14,593,688 of which \$119,560 was awarded to certified firms, accounting for a 0.8% utilization over all awards. However of this total, \$12,841,228 were granted a waiver or non goal-oriented. From the remaining \$1,752,459, the department registered a 6.8% utilization by awarding \$119,560 to certified firms. Goods & Services total comprised almost entirely of purchase orders and Pcards, hence the lower goal percentage.

FY2015 Dollars Awarded

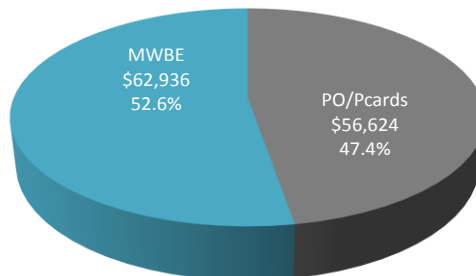
	A	B	C = A+B	D = B/C
Contract Type	Non MWSBE Amount	MWSBE Amount	Total Amount Awarded	MWSBE %
Construction Total	\$0	\$0	\$0	0.0%
Professional Services Total	\$0	\$0	\$0	0.0%
Goods & Services Total	\$1,632,899	\$119,560	\$1,752,459	6.8%
Total	\$1,632,899	\$119,560	\$1,752,459	6.8%
Exempt Contracts	\$0	\$0	\$0	0.0%
Waiver Contracts	\$12,786,978	\$0	\$12,786,978	0.0%
Non-goal Oriented	\$54,250	\$0	\$54,250	0.0%
Grand Total	\$14,474,128	\$119,560	\$14,593,688	0.8%

FY2015 MWSBE Awards by Vendor Type

	A	B	C=A/Grand Total
Vendor Type	Non MWSBE	MWSBE	Total Award
Prime	\$509,210		\$509,210
Subcontract		\$62,936	\$62,936
PO/Pcards	\$1,123,689	\$56,624	\$1,180,313
Total Award	\$1,632,899	\$119,560	\$1,752,459
			6.8%

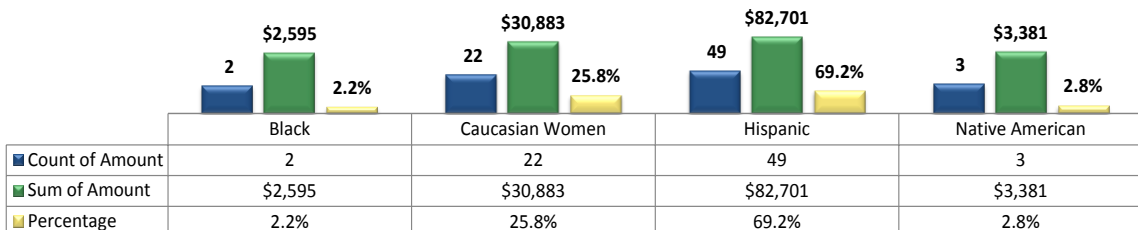
- PO/Pcards do not require the vendor type designated.

FY2015 MWSBE Awards by Certification Type



- PO/Pcards do not require that certification type be designated at the time of purchase.

FY2015 MWSBE Awards by Ethnicity



- The count in each chart represents the number of awards. The percentage represents the portion of dollars awarded to certified firms compared to the total dollar amount awarded to all certified firms.

General Services Department

Details by Department

Jul 1, 2014 – Mar 31, 2015

The General Services Department (GSD) was established in the year 2000 to construct and maintain the City's building portfolio, and providing a comprehensive suite of services to over 300 facilities; representing 7.7 million square feet of occupied space. GSD assists in identifying the appropriate real estate solutions and provides design and construction services for the development of a facility. Divisions include: Asset Management & Strategic Planning, Design & Construction, Financial & Energy Administrative Services, Property Management, and Security Management.

Year to date in FY2015, GSD awarded \$40,496,970, of which \$9,240,327 was awarded to certified firms, accounting for a 22.8% utilization over all awards. However of this total, \$4,640,082 were contracts with waivers or non goal-oriented. Even so, 24.0% certified firms were utilized on the non goal-oriented contracts. From the remaining \$35,856,888, the department registered a 23.0% utilization by awarding \$8,246,203 to certified firms.

FY2015 Dollars Awarded

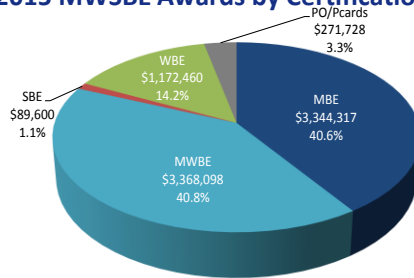
	A	B	C = A+B	D = B/C
Contract Type	Non MWSBE Amount	MWSBE Amount	Total Amount Awarded	MWSBE %
Construction Total	\$550,126	\$2,257,496	\$2,807,622	80.4%
Professional Services Total	\$19,319,240	\$4,946,505	\$24,265,745	20.4%
Goods & Services Total	\$7,741,319	\$1,042,202	\$8,783,521	11.9%
Total	\$27,610,685	\$8,246,203	\$35,856,888	23.0%
Exempt Contracts	\$0	\$0	\$0	0.0%
Waiver Contracts	\$490,936	\$0	\$490,936	0.0%
Non-Goal Oriented	\$3,155,023	\$994,123	\$4,149,146	24.0%
Grand Total	\$31,256,644	\$9,240,327	\$40,496,970	22.8%

FY2015 MWSBE Awards by Vendor Type

Vendor Type	Non MWSBE	MWSBE	Total Award	Percent
Prime	\$25,882,006	\$3,628,149	\$29,510,155	10.1%
Subcontract	\$402,503	\$4,346,326	\$4,748,829	12.1%
PO/Pcards	\$1,326,175	\$271,728	\$1,597,904	0.8%
Total Award	\$27,610,685	\$8,246,203	\$35,856,888	23.0%

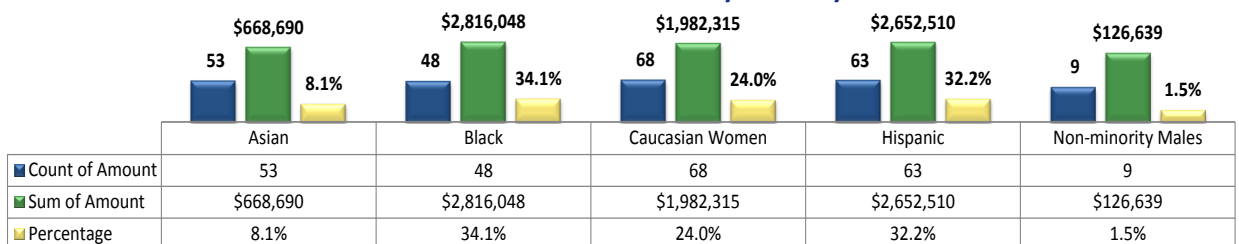
- PO/Pcards do not require the vendor type designated.

FY2015 MWSBE Awards by Certification Type



- PO/Pcards do not require that certification type be designated at the time of purchase.

FY2015 MWSBE Awards by Ethnicity



- The count in each chart represents the number of awards. The percentage represents the portion of dollars awarded to certified firms compared to the total dollar amount awarded to all certified firms.

Houston Airport System

Details by Department

Jul 1, 2014 – Mar 31, 2015

The Houston Airport System (HAS) ranks as one of the largest multi-airport systems in the world. The system consists of: George Bush Intercontinental Airport (IAH)—ranked as the 7th largest U.S. airport, William P. Hobby Airport (HOU), and Ellington Airport (EFD). The 3 airport system serves more than 50 million passengers annually.

Year to date in FY2015, HAS awarded \$98,056,076, of which \$11,418,145 were awarded to certified firms, accounting for 11.6% utilization over all awards. However of this total, from this amount \$33,591,446 were either granted a waiver, or were non goal-oriented. Even so, 14.1% of non goal-oriented contracts utilized certified firms. From the remaining \$64,464,631, the department registered a 17.6% utilization by awarding \$11,344,287 to certified firms.

This award amount does not include federally funded contracts with DBE goals that are subject to 49CFR Part 26. See appendix for details.

FY2015 Dollars Awarded

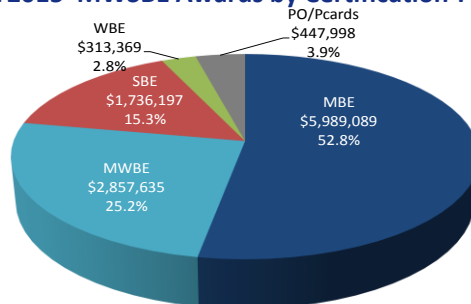
	A	B	C = A+B	D = B/C
Contract Type	Non MWSBE Amount	MWSBE Amount	Total Amount Awarded	MWSBE %
Construction Total	\$17,875,412	\$7,335,947	\$25,211,359	29.1%
Professional Services Total	\$954,439	\$245,072	\$1,199,511	20.4%
Goods & Services Total	\$34,290,492	\$3,763,268	\$38,053,760	9.9%
Total	\$53,120,343	\$11,344,287	\$64,464,631	17.6%
Exempt Contracts	\$0	\$0	\$0	0.0%
Waiver Contracts	\$33,066,522	\$0	\$33,066,522	0.0%
Non-Goal Oriented	\$451,066	\$73,858	\$524,924	14.1%
Grand Total	\$86,637,931	\$11,418,145	\$98,056,076	11.6%

FY2015 MWSBE Awards by Vendor Type

	A	B	C=A/Grand Total
Vendor Type	Non MWSBE	MWSBE	Total Award
Prime	\$49,225,265	\$220,447	\$49,445,713
Subcontract	\$392,942	\$10,675,842	\$11,068,785
PO/Pcards	\$3,502,136	\$447,998	\$3,950,133
Total Award	\$53,120,343	\$11,344,287	\$64,464,631

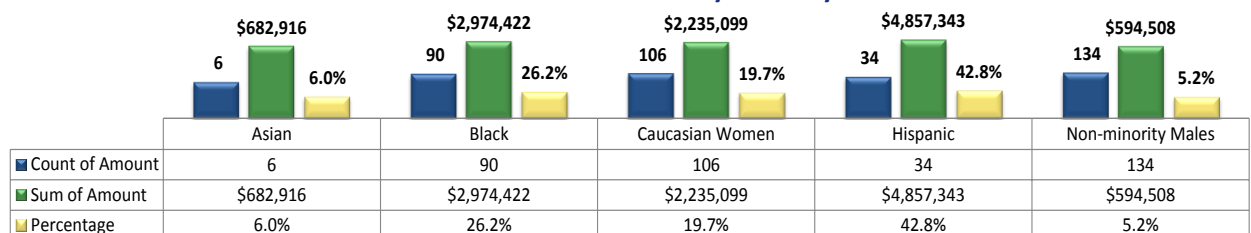
• PO/Pcards do not require the vendor type designated.

FY2015 MWSBE Awards by Certification Type



• PO/Pcards do not require that certification type be designated at the time of purchase.

FY2015 MWSBE Awards by Ethnicity



• The count in each chart represents the number of awards. The percentage represents the portion of dollars awarded to certified firms compared to the total dollar amount awarded to all certified firms.

Planning & Development Department

Details by Department

Jul 1, 2014 – Mar 31, 2015


The Planning and Development Department's (P&D) mission is to work to ensure that Houston remains a vibrant and sustainable city, by partnering with decision makers and the community to balance a spectrum of needs and interests while addressing the dynamics of growth and change.

Year to date in 2015, P&D awarded \$456,266 of which \$91,307 was awarded to certified firms, accounting for 20.0% utilization over all awards. The sharp increase in participation over last quarter is attributed to a goods & services contract with a 24% goal.

FY2014 Dollars Awarded

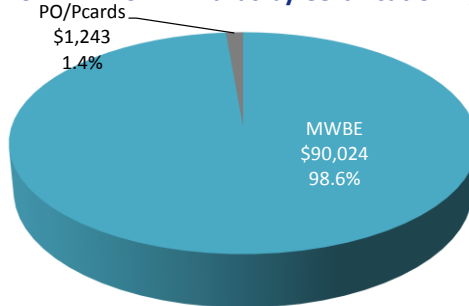
	A	B	C = A+B	D = B/C
Contract Type	Non MWSBE Amount	MWSBE Amount	Total Amount Awarded	MWSBE %
Construction Total	\$0	\$0	\$0	0.0%
Professional Services Total	\$0	\$0	\$0	0.0%
Goods & Services Total	\$364,959	\$91,307	\$456,266	20.0%
Total	\$364,959	\$91,307	\$456,266	20.0%
Exempt Contracts	\$0	\$0	\$0	0.0%
Waiver Contracts	\$0	\$0	\$0	0.0%
Non-Goal Oriented	\$0	\$0	\$0	0.0%
Grand Total	\$364,959	\$91,307	\$456,266	20.0%

FY2014 MWSBE Awards by Vendor Type

		A	B	C=A/Grand Total	
Vendor Type		Non MWSBE	MWSBE	Total Award	Percent
Prime		\$285,077		\$285,077	0.0%
Subcontract			\$90,024	\$90,024	100.0%
PO/Pcards		\$79,882	\$1,283	\$81,165	1.4%
Total Award		\$364,959	\$91,307	\$456,266	20.0%

- PO/Pcards do not require the vendor type designated.

FY2014 MWSBE Awards by Certification Type



- PO/Pcards do not require that certification type be designated at the time of purchase.

FY2014 MWSBE Awards by Ethnicity

	Count of Amount	Sum of Amount	Percentage
Asian	10	\$91,267	100.0%
Caucasian Women	1	\$40	0.0%

- The count in each chart represents the number of awards. The percentage represents the portion of dollars awarded to certified firms compared to the total dollar amount awarded to all certified firms.

Public Works and Engineering

Details by Department

Jul 1, 2014 – Mar 31, 2015

The Public Works and Engineering (PWE) department is tasked with providing the range of services integral to maintaining the City's infrastructure. Administration, planning, maintenance, construction management and technical engineering all fall under the umbrella of the department's responsibilities, including distribution of billions of gallons of water, and maintenance of over 16,000 miles of streets.

Year to date in FY2015 PWE awarded \$307,003,981, of which \$75,334,869 was awarded to certified firms, accounting for 24.5% utilization over all awards. However of this total, \$30,195,756 was either exempt, granted a waiver, or non goal-oriented. From the remaining \$276,808,225, the department registered a 26.8% utilization by awarding \$74,265,848 to certified firms.

FY2015 Dollars Awarded

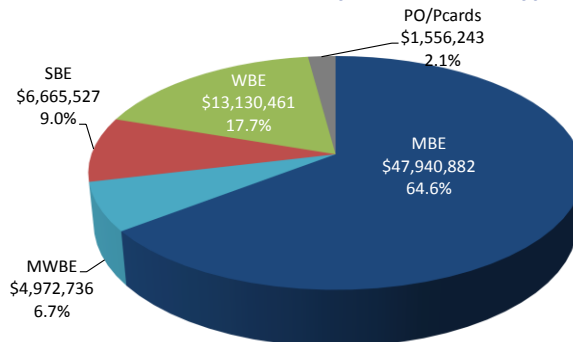
	A	B	C = A+B	D = B/C
Contract Type	Non MWSBE Amount	MWSBE Amount	Total Amount Awarded	MWSBE %
Construction Total	\$158,722,658	\$53,492,591	\$212,215,249	25.2%
Professional Services Total	\$23,181,691	\$13,883,975	\$37,065,666	37.5%
Goods & Services Total	\$20,638,028	\$6,889,282	\$27,527,310	25.0%
Total	\$202,542,377	\$74,265,848	\$276,808,225	26.8%
Exempt Contracts	\$1,000,000	\$0	\$1,000,000	0.0%
Waiver Contracts	\$23,904,309	\$101,820	\$24,006,129	0.4%
Non Goal Oriented	\$4,222,426	\$967,201	\$5,189,626	18.6%
Grand Total	\$231,669,112	\$75,334,869	\$307,003,981	24.5%

FY2015 MWSBE Awards by Vendor Type

Vendor Type	A	B	C=A/Grand Total
	Non MWSBE	MWSBE	Total Award
Prime	\$194,183,003	\$18,760,560	\$212,943,563
Subcontract	\$133,761	\$53,949,045	\$54,082,807
PO/Pcards	\$8,225,613	\$1,556,243	\$9,781,856
Total Award	\$202,542,377	\$74,265,848	\$276,808,225
			26.8%

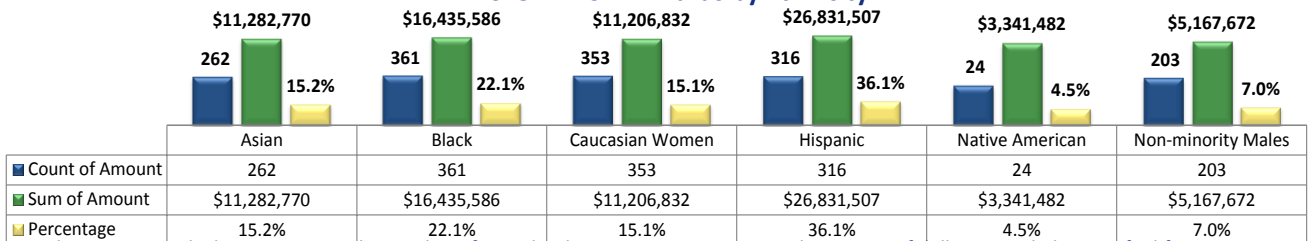
• PO/Pcards do not require the vendor type designated.

FY2015 MWSBE Awards by Certification Type



• PO/Pcards do not require that certification type be designated at the time of purchase.

FY2015 MWSBE Awards by Ethnicity



• The count in each chart represents the number of awards. The percentage represents the portion of dollars awarded to certified firms compared to the total dollar amount awarded to all certified firms.



Solid Waste Management Department

Details by Department

Jul 1, 2014 – Mar 31, 2015

The Solid Waste Management Department (SWMD) provides solid waste services to Houstonians through the collection, disposal, and recycling of discarded material in an efficient and environmentally cost effective manner. The department is responsible for solid waste services to over 423,000 households (of which 376,820 homes are directly serviced by the department).

Year to date in FY2015, SWMD awarded \$16,167,958, of which \$740,685 was awarded to certified firms, accounting for the 4.6% utilization over all awards. However, of this total approximately \$10,807,990 were granted a waiver. From the remaining \$5,359,968, the department registered a 13.8% utilization by awarding \$740,685 to certified firms.

FY2015 Dollars Awarded

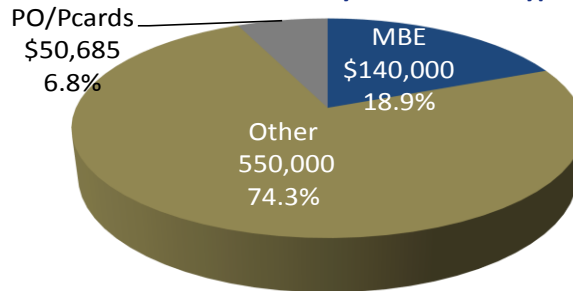
	A	B	C = A+B	D = B/C
Contract Type	Non MWSBE Amount	MWSBE Amount	Total Amount Awarded	MWSBE %
Construction Total	\$0	\$0	\$0	0.0%
Professional Services Total	\$0	\$140,000	\$140,000	100.0%
Goods & Services Total	\$4,619,283	\$600,685	\$5,219,968	11.5%
Total	\$4,619,283	\$740,685	\$5,359,968	13.8%
Exempt Contracts	\$0	\$0	\$0	0.0%
Waiver Contracts	\$10,807,990	\$0	\$10,807,990	0.0%
Non-Goal Oriented	\$0	\$0	\$0	0.0%
Grand Total	\$15,427,273	\$740,685	\$16,167,958	4.6%

FY2015 MWSBE Awards by Vendor Type

	A	B	C=A/Grand Total
Vendor Type	Non MWSBE	MWSBE	Total Award
Prime	\$4,450,000	\$104,902	\$4,554,902
Subcontract		\$585,098	\$585,098
PO/Pcards	\$169,283	\$50,685	\$219,968
Total Award	\$4,619,283	\$740,685	\$5,359,968
			13.8%

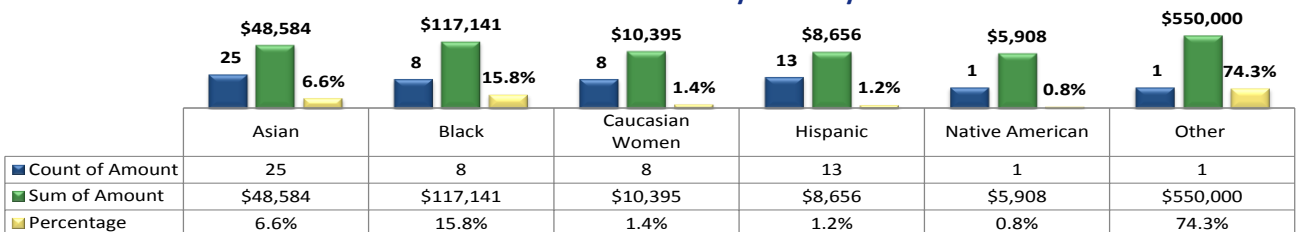
• PO/Pcards do not require the vendor type designated.

FY2015 MWSBE Awards by Certification Type



• PO/Pcards do not require that certification type be designated at the time of purchase.

FY2015 MWSBE Awards by Ethnicity



- The count in each chart represents the number of awards. The percentage represents the portion of dollars awarded to certified firms compared to the total dollar amount awarded to all certified firms.
- 'Other' represents contracts whose participation details were undetermined at the time of this Report's publication.



Department of Neighborhoods

Details by Department

Jul 1, 2014 – Mar 31, 2015

Established in 2011, the Department of Neighborhoods (DON) serves as a centralized source of services and resources for residents. Through its seven divisions, the department provides citizen assistance, gang prevention outreach, inspections and the reduction of blight and substandard residential property, signs code enforcement and programs focusing on education, the concerns of people with disabilities, international communities and volunteerism. The department works in collaboration with other City departments and community partners to improve neighborhoods and help make Houston a better place to live.

Year to date in FY2015 DON awarded \$662,763, of which \$63,218 was awarded to certified firms, accounting for an 9.5% utilization over all awards. As there were no exempt contracts, waivers, or non goal-oriented contracts, this was the overall percentage of certified firms utilized.

FY2015 Dollars Awarded

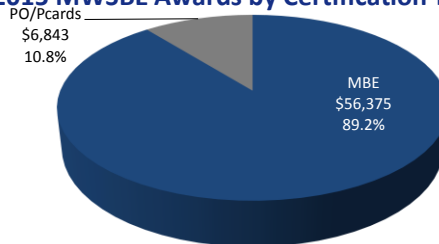
	A	B	C = A+B	D = B/C
Contract Type	Non MWSBE Amount	MWSBE Amount	Total Amount Awarded	MWSBE %
Construction Total	\$0	\$0	\$0	0.0%
Professional Services Total	\$0	\$0	\$0	0.0%
Goods & Services Total	\$599,545	\$63,218	\$662,763	9.5%
Total	\$599,545	\$63,218	\$662,763	9.5%
Exempt Contracts	\$0	\$0	\$0	0.0%
Waiver Contracts	\$0	\$0	\$0	0.0%
Non-Goal Oriented	\$0	\$0	\$0	0.0%
Grand Total	\$599,545	\$63,218	\$662,763	9.5%

FY2015 MWSBE Awards by Vendor Type

	A	B	C=A/Grand Total	
Vendor Type	Non MWSBE	MWSBE	Total Award	Percent
Prime	\$456,125		\$456,125	0.0%
Subcontract		\$56,375	\$56,375	8.5%
PO/Pcards	\$143,420	\$6,843	\$150,263	1.0%
Total Award	\$599,545	\$63,218	\$662,763	9.5%

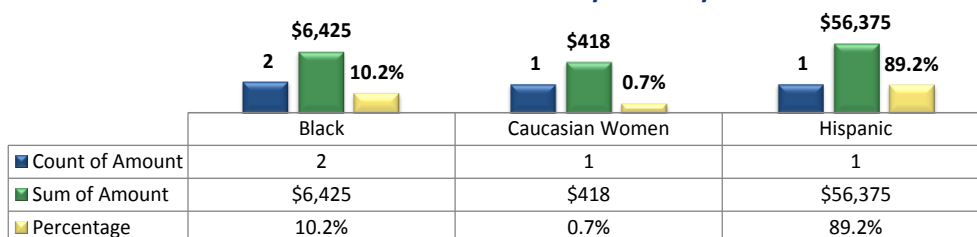
- PO/Pcards do not require the vendor type designated.

FY2015 MWSBE Awards by Certification Type



- PO/Pcards do not require that certification type be designated at the time of purchase.

FY2015 MWSBE Awards by Ethnicity



- The count in each chart represents the number of awards. The percentage represents the portion of dollars awarded to certified firms compared to the total dollar amount awarded to all certified firms.

Health and Human Services

Details by Department

Jul 1, 2014 – Mar 31, 2015

The Health and Human Services Department (HHS) provides traditional public health services and seeks to use innovative methods to meet the community's present and future needs. The department conducts numerous projects, one of which is the AIM project, whereby HHS employees go door-to-door in selected neighborhoods performing assessments, linking residents to services and providing immediate follow-up. The department also partners with nonprofit health centers and hospital district primary care clinics to enhance access to services for residents and improve the city's health profile.

Year to date in FY2015, HHS awarded \$11,448,080, of which \$190,524 was awarded to certified firms, accounting for 1.7% utilization over all awards. However of this total, \$8,749,900 was either exempt from MWSBE goals, or granted a waiver. From the remaining total of \$2,698,180, the department registered a 7.1% utilization by awarding \$190,524 to certified firms.

FY2015 Dollars Awarded

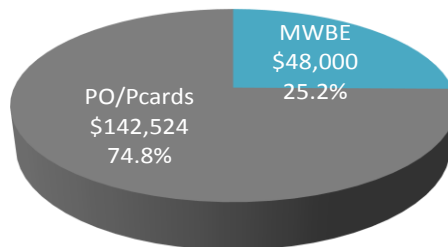
	A	B	C = A+B	D = B/C
Contract Type	Non MWSBE Amount	MWSBE Amount	Total Amount Awarded	MWSBE %
Construction Total	\$0	\$0	\$0	0.0%
Professional Services Total	\$0	\$0	\$0	0.0%
Goods & Services Total	\$2,507,656	\$190,524	\$2,698,180	7.1%
Total	\$2,507,656	\$190,524	\$2,698,180	7.1%
Exempt Contracts	\$7,341,983	\$0	\$7,341,983	0.0%
Waiver Contracts	\$1,407,917	\$0	\$1,407,917	0.0%
Non-goal oriented	\$0	\$0	\$0	0.0%
Grand Total	\$11,257,556	\$190,524	\$11,448,080	1.7%

FY2015 MWSBE Awards by Vendor Type

Vendor Type	Non MWSBE	MWSBE	Total Award	Percent
Prime	\$752,000		\$752,000	0.0%
Subcontract		\$48,000	\$48,000	1.8%
PO/Pcards	\$1,755,656	\$142,524	\$1,898,180	5.3%
Total Award	\$2,507,656	\$190,524	\$2,698,180	7.1%

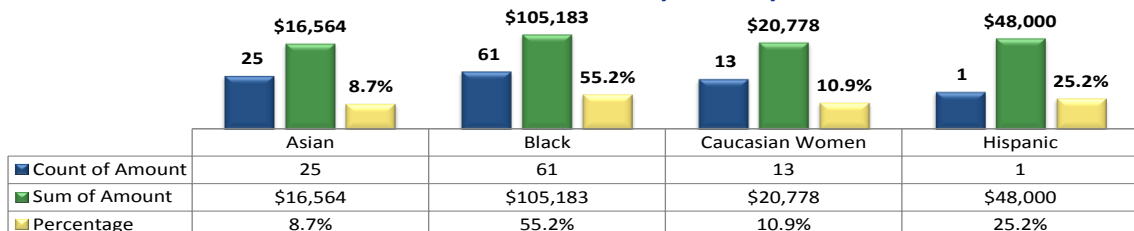
• PO/Pcards do not require the vendor type designated.

FY2015 MWSBE Awards by Certification Type



• PO/Pcards do not require that certification type be designated at the time of purchase.

FY2015 MWSBE Awards by Ethnicity



• The count in each chart represents the number of awards. The percentage represents the portion of dollars awarded to certified firms compared to the total dollar amount awarded to all certified firms.

Houston Public Library

Details by Department

Jul 1, 2014 – Mar 31, 2015


The Houston Public Library (HPL) serves a population of 2.1 million over 634 square miles. HPL includes the Central Library, 3 Special Collection Libraries including the Houston Metropolitan Research Center, the Clayton Center for Genealogical Research, and the African-American Library at the Gregory School, 4 Regional Libraries, 31 Neighborhood Libraries, 4 Express Libraries, 1 Mobile express Library, and 1 Satellite Library.

Year to date in FY2015, HPL awarded \$551,861 of which \$45,579 was awarded to certified firms, amounting to an 8.3% utilization over all awards.

FY2015 Dollars Awarded

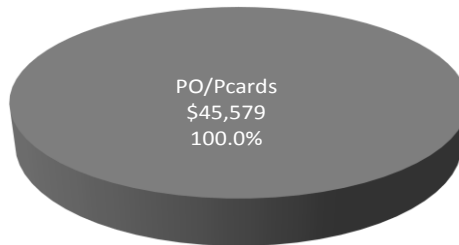
	A	B	C = A+B	D = B/C
Contract Type	Non MWSBE Amount	MWSBE Amount	Total Amount Awarded	MWSBE %
Construction Total	\$0	\$0	\$0	0.0%
Professional Services Total	\$0	\$0	\$0	0.0%
Goods & Services Total	\$506,282	\$45,579	\$551,861	8.3%
Total	\$506,282	\$45,579	\$551,861	8.3%
Exempt Contracts	\$0	\$0	\$0	0.0%
Waiver Contracts	\$0	\$0	\$0	0.0%
Non-Goal Oriented	\$0	\$0	\$0	0.0%
Grand Total	\$506,282	\$45,579	\$551,861	8.3%

FY2015 MWSBE Awards by Vendor Type

		A	B	C=A/Grand Total
Vendor Type 	Non MWSBE	MWSDBE	Total Award	Percent
PO/Pcards	\$506,282	\$45,579	\$551,861	8.3%
Total Award	\$506,282	\$45,579	\$551,861	8.3%

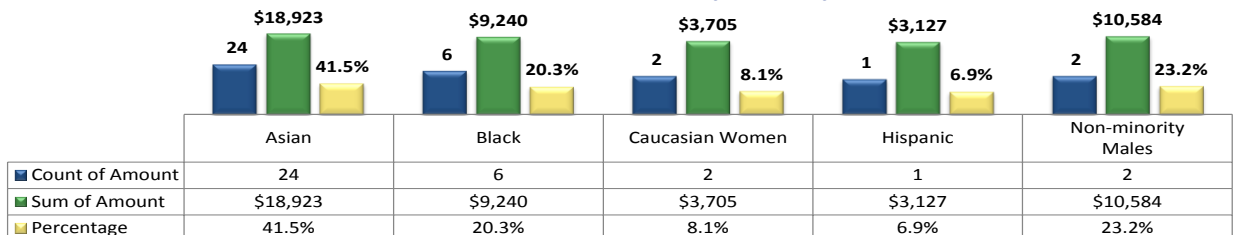
- PO/Pcards do not require the vendor type designated.

FY2015 MWSBE Awards by Certification Type



- PO/Pcards do not require that certification type be designated at the time of purchase.

FY2015 MWSBE Awards by Ethnicity



- The count in each chart represents the number of awards. The percentage represents the portion of dollars awarded to certified firms compared to the total dollar amount awarded to all certified firms.

Houston Parks and Recreation Department

Details by Department

Jul 1, 2014 – Mar 31, 2015

The Houston Parks and Recreation Department (HPARD) stewards & manages over 37,832 acres of parkland & greenspace for the City of Houston; develops & implements recreational programming for citizens of all abilities; maintains greenspace for the Houston Public Library and the Houston Health Department and manages all PRD facilities.

Year to date in FY2015, HPARD awarded \$4,873,037, of which \$813,390 was awarded to certified firms, accounting for a 16.7% utilization over all awards. In addition to purchase orders and Pcards, which do not necessitate a goal, goods & services contracts included two contracts with reduced goals, accounting for the lower MWSBE percent in goods & services.

FY2015 Dollars Awarded

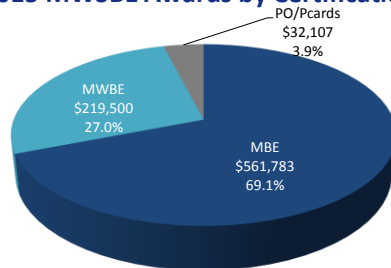
	A	B	C = A+B	D = B/C
Contract Type	Non MWSBE Amount	MWSBE Amount	Total Amount Awarded	MWSBE %
Construction Total	\$0	\$0	\$0	0.0%
Professional Services Total	\$0	\$623,190	\$623,190	100.0%
Goods & Services Total	\$3,884,647	\$190,200	\$4,074,847	4.7%
Total	\$3,884,647	\$813,390	\$4,698,037	17.3%
Exempt Contracts	\$0	\$0	\$0	0.0%
Waiver Contracts	\$175,000	\$0	\$175,000	0.0%
Non-Goal Oriented	\$0	\$0	\$0	0.0%
Grand Total	\$4,059,647	\$813,390	\$4,873,037	16.7%

FY2015 MWSBE Awards by Vendor Type

	A	B	C=A/Grand Total
Vendor Type	Non MWSBE	MWSBE	Total Award
Prime	\$2,346,054	\$554,639	\$2,900,693
Subcontract		\$226,644	\$226,644
PO/Pcards	\$1,538,593	\$32,107	\$1,570,700
Total Award	\$3,884,647	\$813,390	\$4,698,037

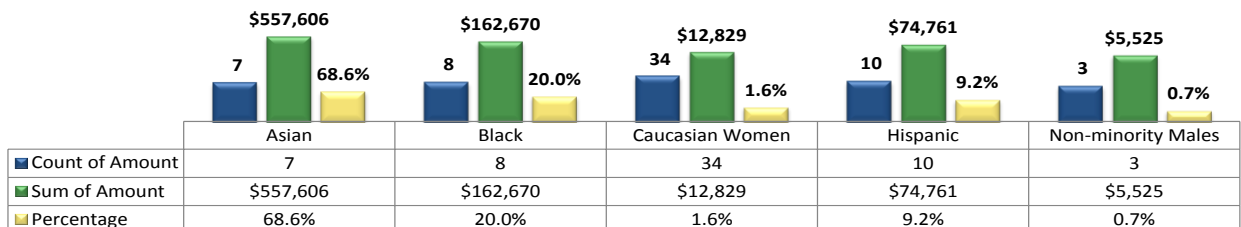
• PO/Pcards do not require the vendor type designated.

FY2015 MWSBE Awards by Certification Type



• PO/Pcards do not require that certification type be designated at the time of purchase.

FY2015 MWSBE Awards by Ethnicity



• The count in each chart represents the number of awards. The percentage represents the portion of dollars awarded to certified firms compared to the total dollar amount awarded to all certified firms.



Table of Contents

APPENDIX A: Citywide Exempt and Waiver Contracts	34-38
APPENDIX B: Contracts by Council District	39
APPENDIX C: Disadvantaged Business Enterprise (DBE) Contracts	40



FY2015 Citywide Exempt Contracts

Dept	Justification	Contract Title	Amount
HFD	Grant Fund	Personal Radiation Monitors and Associated Equipment for the Houston Fire Department S62-E25165	\$159,464
HHS	Grant Fund	An ordinance approving a grant award from the Hogg Foundation for Mental Health.	\$1,023,881
HHS	Grant Fund	The Houston Department of Health and Human Services (HDHHS) requests City Council approval of a grant award from the Houston Department of Health and Human Services Foundation, Inc. (HDHHSF) for its See To Succeed Program.	\$518,102
HHS	Grant Fund	Purchase of Professional Services for older adults from three providers for the Houston Department of Health and Human Services.	\$125,000
HHS	Grant Fund	Purchase of Professional Services for older adults from three providers for the Houston Department of Health and Human Services.	\$125,000
HHS	Grant Fund	Purchase of Professional Services for older adults from three providers for the Houston Department of Health and Human Services.	\$125,000
HHS	Grant Fund	Professional Services for Older Adults for HDHHS	\$3,325,000
HHS	Grant Funds	An ordinance authorizing a contract between HDHHS and Easter Seals Greater Houston, Inc.	\$100,000
HHS	Non Divisible	Elderly services through the Harris County Area Agency on Aging	\$2,000,000
HPD	Grant Fund	Park Road and Trail Improvements in Lake Houston Park for the Parks and Recreation Department	\$172,000
PWE	Emergency	Emergency On-Site Biosolids Transportation and Landfill Disposal Services for the Department of Public Works and Engineering Department. S12-E25349	\$1,000,000
Total			\$8,673,447



FY2015 Citywide Contracts with Waivers

Dept	Justification	Contract Title	Amount
ARA	No available MWSBES	Pet Microchip Supplies for the ARA Dept. S51-S25010	\$313,500
ARA	Non-Divisible	Purchase Orders to Rescued Pets Movement, Inc. for Animal Transport Operations for the BARC Division of the Administration & Regulatory Affairs Department.	\$265,000
ARA	Sole Source	An Ordinance approving a contract for Neuter Services on dogs and cats in neighborhoods	\$100,000
ARA	Sole Source	Contract for Chameleon/CMS, WebChameleon App Server and ChamGPS Software, and software maintenance and support services for the City of Houston Department of Administrative and Regulatory Affairs; and ratifying Purchase Order No. 4500195034	\$622,526
ARA	Non-Divisible	Ordinance Authorizing Purchase of a Boiler & Machinery Insurance Policy.	\$173,875
ARA	Economic Burden	An ordinance authorizing an agreement between the City of Houston and Emancipet, Inc., for Citywide Low-Cost Mobile Spay/Neuter Services	\$260,000
ARA	No available MWSBES	Ordinance Authorizing Purchase of General Property Insurance	\$9,648,922
ARA	No available MWSBES	Ordinance Authorizing Purchase of Terrorism Insurance	\$504,487
ARA	Drop Shipment	Formal Bids Received for Veterinary Supplies for Administration and Regulatory Affairs Department. S21-S23952	\$235,840
FIN	Sole Source	Spending Authority to Purchase Electricity from Entergy Texas, Inc. for City of Houston Facilities. S12-E25342	\$1,127,640
FMD	No available MWSBES	Boat Maintenance and Repair Services for the Fleet Mgt Dept. S33-L24767 4600012791	\$969,191
FMD	No available MWSBES	Contract for Car Wash Services for the Fleet Management Department. S30-L24849	\$2,126,000
FMD	Co-Op Purchasing Agreement	Purchase of Medium & Heavy Duty Cabs & Chassis & Truck Bodies for Various Departments S40-E25153-B & H	\$8,078,000
FMD	No available MWSBES	Sewer Cleaning Equipment Maintenance, Repair and Replacement Parts Services for the Fleet Management Department S33-L24937, 4600012912	\$1,613,788
GSD	Sole source	General Services Administration Schedule 70 contracts through the cooperative Purchasing Program for the Mayors Office of Public Safety and Homeland Security, Ord #2014-1031	\$174,000
GSD	Direct Shipment	Formal Bids Received for Commercial Refrigerators, Gas Ranges, Gas Ovens, Microwave Ovens and Griddles for the General Services Department on behalf of the Houston Fire Department. S08-N25268	\$113,799
GSD	Non-Divisible	Purchase of X-Ray Scanners and Walk-Thru Metal Detectors from State of Texas Procurement and Support Services Contract for the General Services Department. S19-E25289	\$109,453
GSD	Interlocal Agreement	Purchase of Bedding Sets from Texas Correctional Industries for General Services Department on behalf of the Houston Fire Department. S53-E25258	\$93,685
HAS	Sole Source	Sole Source Purchase of an Airfield Lighting System for the Houston Airport System S40-E25076	\$104,570
HAS	Interlocal Agreement	Reimbursable Fee Agreement between the City of Houston and the U. S. Department of Homeland Security, Customs and U. S. Border Protection for the Houston Airport System	\$7,500,000
HAS	Co-Op Purchasing Agreement	Purchase of Office Furniture from the State of Texas Procurement and Support Services Contract for the Houston Airport System. S54-E25109	\$86,531
HAS	Direct Shipment	Self Propelled Atrium Lift for HAS	\$273,100
HAS	Interlocal Agreement	Universal Circuit Breaker Test Set through the Master Intergovernmental Cooperative Purchasing Agreement (MICPA) with U.S. Communities for the Houston Airport System S58-E25190	\$76,565
HAS	Intergovernmental	An ordinance approving the letter Agreement between the City of Houston and Southwest Airlines, Co., for the Checked Baggage Recapitalization Screening Construction Services Project, Project No. 690B (A-000604-00003-4-01-01; A-000604-0002-4-01-010)	\$14,005,374
HAS	Economic Burden	Professional Services Contract with Turner & Townsend, Inc. for Executive Program Manager Services for the Houston Airport System (HAS); Project No. 800 (WBS A-000800-0001-1-01-01)	\$6,000,000
HAS	Sole Source	Sole Source Contract for Professional Services Agreement for Noise Operations and Monitoring System, Airport Operations Management, Maintenance and Support Agreement.	\$1,981,870
HAS	Interlocal Agreement	Interlocal Agreement with Texas A&M Engineering Extension Service (TEEX) for Aircraft Rescue and Fire Fighting (ARFF) Training Services for George Bush Intercontinental Airport/Houston (IAH) and William P. Hobby (HOU)	\$1,490,000
HAS	No available MWSBES	Approve an Ordinance Authorizing a Software Maintenance Agreement between the City of Houston and Hyland Software, Inc. from the GSA Schedule 70 Contract/S17-H25297	\$432,069
HAS	No available MWSBES	Professional Services Agreement with Walter P. Moore for a Parking Operations Assessment at George Bush Intercontinental Airport/Houston and William P. Hobby Airport	\$152,000
HAS	No available MWSBES	Formal Bids Received for Runway and Taxiway Repair Materials, Part II, for the Houston Airport System. S36-S25070	\$639,360
HAS	Sole Source	Approve the Sole Source Purchase of Audio Control Services for the Houston Airport System T23152-SS	\$325,084
HFD	HGAC	Houston Galveston Area Council (H-GAC) for the HFD S58-E25187-H	\$651,475
HFD	No justification	Professional Background Investigation and Motor Vehicle Report Services	
HFD	Sole Source	Purchase Personal Protective Equipment (Bunker Gear) for the Houston Fire Department	\$1,050,000





FY2015 Citywide Contracts with Waivers (ctd)

HFD	Sole Source	Sole Source Contract for Maintenance and Repair Services on Stryker Stretcher Cots for the Houston Fire Department - S12-L25316	\$500,000
HHS	Drop shipment	Medical Diagnostic & Virological Test Kits for HDHHS S21-S23963 4600011255	\$169,113
HHS	Interlocal Agreement	An Ordinance approving and authorizing a Letter of Agreement between the Houston Department of Health and Human Services and the Houston Recovery Center.	\$1,127,159
HHS	Co-Op Purchasing Agreement	Purchase of a Tuberculosis Digital Imaging System through the Interlocal Agreement for Cooperative Purchasing with the Harris County Department of Education for the Houston Department of Health and Human Services.	\$72,576
HHS	Co-Op Purchasing Agreement	Purchase of Yellow Fever Vaccine from the State of Texas Procurement and Support Services Contract for the Houston Department of Health and Human Services. S08-E-25229	\$39,069
HITS	Non-Divisible	Purchases of Professional services for the HITS Dept.S17-H25137	\$150,000
HITS	DIR	Citywide Cisco SMARTnet Maintenance Agreement through the Texas Department of Information Resources S17-H25143	\$1,600,000
HITS	Co-Op Buyboard	HexisCyber Solution through the Texas Local Government Purchasing Cooperative (BuyBoard) for the HITS Dept. S17-H25225	\$1,440,000
HITS	Non-Divisible	Motion to Authorize Payment for the Enterprise Agreement with Dell Financial Services, LLC for Microsoft Licenses for the Fleet of City Desktops	\$4,302,829
HITS	Co-Op / DIR	Proofpoint Enterprise Protection Support Services for the HITS Dept. S17-H25224	\$3,414,540
HPD	DIR	Purchase of AT&T Data Services for the Houston Police Department/S17-H25120	\$518,180
HPD	DIR	Purchase of Verizon Data (Air Card) Plan for the Houston Police Department/S17-H25127	\$1,418,154
HPD	Non-Divisible	Conducted Energy Devices (CED's) Accessories, Supplies & Repair Services for HPD	\$2,237,230
HPD	No available MWSBEs	A Contract to the Best Respondent for Veterinary Services for Canines for the Houston Police Department/S33-T24924.	\$450,000
HPD	Non-Divisible	Purchase of Training Courses through the National Association of State Boating Law Administrators (NASBLA) and its Boat Operations and Training (BOAT) for the Houston Police Department. S54-E25110	\$77,500
HPD	Drop shipment	Purchase of a Goodrich External Rescue Hoist Kit for the Houston Police Department. S55-H25095	\$217,059
HPD	Buy Board Contract #432-13	Night Vision Surveillance Equipment through the Texas Local Government Purchasing Cooperative (Buyboard) for the Houston Police Department S19-E25193	\$85,440
HPD	Sole source	Purchase of Software & Services for Line Up Rooms for HPD	\$43,105
HPD	Drop shipment	Purchase of Custom Designed Armored Security Vehicle for HPD S38-N25084	\$479,452
HPD	No available MWSBEs	Validation and Staff Training for Forensic DNA Analysis Robotics for the Houston Forensic Science, LGC 2014-0890	\$84,000
HPD	Interlocal Agreement	Utility Vehicles and Full Size 4-Door Sedans Through the Houston Galveston Area Council and the Texas Local Government Purchasing Cooperative for the Houston Police Department S38-E25126-B&H-1	\$120,094
HPD	Non-Divisible	Utility Vehicles and Full-Size 4 Door Sedans Through the Houston-Galveston Area Council and the Texas Local Government Purchasing Cooperative for the Houston Police Department S39-E25126-B&H	\$4,492,789
HPD	Sole Source	Approve the Sole Source Purchase of Imaging workstations, Software and Maintenance Services for the Houston Police Department/S17-H25326	\$145,847
HPD	DIR	Approve Spending Authority to Lease High-Speed Document Printers and Associated Accessories through the Texas Department of Information Resources for the Houston Police Department. S17-H25333	\$628,074
HPD	Non-Divisible	Purchase of a Automated DNA Robotic Workstation and Associated Equipment from the State of Texas Procurement and Support Services Contract for the Houston Forensic Science Center. S19-E25298	\$165,584
HPD	Sole Source	Sole Source Purchase of Training Services from Bell Helicopter Training Academy for the Houston Police Department. S19-E25341	\$61,000
HPD	HGAC	Purchase of Intermediate 4-Door Sedans and Light Duty 1/2 Ton Pickup Trucks Through the Houston-Galveston Area Council (H-GAC) for the Houston Police Department. S58-N25304	\$566,131
HPD	Co-Op Purchasing Agreement	Purchase of Light Duty Vehicles Through the Texas Local Government Purchasing Cooperative, The State of Texas Procurement and Support Services Contract and the Houston-Galveston Area Council for the Houston Police Department. S58-N25305	\$283,931
HPD	Co-Op Purchasing Agreement	Purchase of Light Duty Vehicles Through the Texas Local Government Purchasing Cooperative, The State of Texas Procurement and Support Services Contract and the Houston-Galveston Area Council for the Houston Police Department. S58-N25305	\$3,134,128
HPD	Co-Op Purchasing Agreement	Purchase of a Forensic Comparison Microscope from the State of Texas Procurement and Support Services Contract through the State of Texas Cooperative Purchasing Program for the Houston Forensic Science Center. S63-N25296E	\$62,380





FY2015 Citywide Contracts with Waivers (ctd)

HR	No subcontracting opportunities	Health Benefits Programs for the Human Resources Department 4600012878	\$117,975
LGL	Non-Divisible	An Agreement with Susman Godfrey L.L.P. for representation of the City in a commercial dispute with Towers Watson & Co., f/n/a Towers Perrin.	\$610,000
LGL	Co-Op U S Communities	Representation fo City in Pending Litigation With Xerox State & Local Solutions / ACS	\$500,000
LGL	Emergency	Legal Services Associated with Regulatory Reviews, Claim Audits & Appeals related to Ambulance Billing for LGL	\$100,000
LGL	Non-Divisible	An agreement with Alvarez & Marsal, Global Forensic & Dispute Services, LLC for professional services to the City in the context of pending litigation with Xerox State and Local Solutions, Inc., a/k/a and f/n/a ACS State and Local Solutions, Inc.	\$500,000
LGL	Non-Divisible	An agreement with Peter Lawrence for professional services to the City in the context of pending litigation with Xerox State and Local Solutions, Inc.	\$150,000
MYR	Co-op	Purchase of Software Enhancements and Support Services from the General Services Administration Schedule 70 Contract through the Cooperative Purchasing Program for the Mayor's Office of Public Safety and Homeland Security. S55-E25086	\$490,400
MYR	Sole Source	Sole Source Purchase of Equipment and Services for the Public Safety Video Initiative to expand and enhance Helicopter Video Uplink/Downlink Capabilities. S55-E25094	\$337,732
MYR	Co-Op Purchasing Agreement	CNA Contract for Hazard Analysis and Emergency Planning Support	\$178,314
MYR	Interlocal Agreement	Community/Disaster Preparedness Education Outreach Programs	\$485,403
MYR	No available MWSBEs	Closed Captioning Service for the Mayor's Office S33-L23838 4611227	\$58,500
MYR	Sole Source	Approve an ordinance Awarding a Sole Source Contract for Streaming Video Services for the Municipal Channel. S36-H25328	\$238,400
PRD	Interlocal Agreement	Interlocal Agreement between the City of Houston and the Houston Parks Board LGC for construction of improvements at Avenue Place Park and appropriate funds	\$25,000
PRD	Interlocal Agreement	Inter-local Agreement with Harris County Department of Education for the CASE for Kids City Connections Program	\$150,000
PWE	HGAC	Purchase of Remote Activated School Flashers through the Houston-Galveston Area Council for the Public Works & Engineering Department S32-S24948	\$2,191,615
PWE	HGAC	Purchase of Asphalt Road Patching Trucks Through H-GAC for the Public Works & Engineering Department. S40-E25097-H	\$1,032,360
PWE	Interlocal Agreement	Purchase of Storm Sewer Grate Locking Systems from the General Services Administration Schedule 84 Contract through the Cooperative Purchasing Program for the Public Works & Engineering. S51-S25009	\$500,000
PWE	HGAC	Purchase 2" Electric Submersible Trash Pumps through the H-GAC for the Public Works & Engineering Department. S63-N25039	\$375,854
PWE	Drop shipment	Formal Bids Received for the Purchase of Streaming Current Analyzers for the Public Works and Engineering Department S50-N24943	\$101,820
PWE	HGAC	Purchase of Light-Duty Pickup Trucks through the Houston-Galveston Area Council for the Public Works & Engineering Department S38-E24746-B	\$1,441,104
PWE	Federal Funds	Arterial Travel Time System Along Multiple Corridors Within the City. N310650-0077-4	\$1,880,145
PWE	Co-Op Purchasing Agreement	Cleaning and Janitorial Serivices for the Public Works and Engineering and Fleet Management Departments S55-L25215	\$8,260,480
PWE	Emergency	Emergency Filter Under-drain Repairs for Department of Public work & Engineering S12-E25136	\$520,950
PWE	Interlocal Agreement	Interlocal Agreement for Greater West Houston Subregional Planning Study	\$2,945
PWE	No available MWSBEs	Plumbing Supplies for various Departments S57-S24918	\$3,076,993
PWE	No available MWSBEs	Professional Service Contract for PWE	\$600,000
PWE	Co-Op Purchasing Agreement	Purchase of Utility Carts for PWE S58-E-25253-H	\$224,866
PWE	Sole Source	Software & Hardware Technical Support & Maintenance Services for Data Collection Mobile Unit for PWE 4600010953	\$104,855
PWE	HGAC	Street Maintenance and Earth Moving Equipment Through the Houston Galveston Area Council for the Public Works & Engineering Department, S40-E25167-H	\$2,350,175
PWE	Non-Divisible	Purchase of GPS Monitoring and Tracking Services for the Department of Public Works & Engineering/S17-H25351	\$690,551
PWE	Co-Op Purchasing Agreement	Purchase of Office Furniture from State of Texas Procurement and Support Services Contract for Various Departments. S54-E25330	\$69,849
PWE	Drop Shipment	Formal Bids Received for Concrete and High Density Polyethylene Drainage Materials for the Department of Public Works and Engineering. S56-S25116	\$198,786





FY2015 Citywide Contracts with Waivers (ctd)

PWE	Non-Divisible	Purchase of QuickView Haloptic Camera Systems through the Houston Galveston Area Council for the Department of Public Works & Engineering. S62-E25277	\$156,500
PWE	Sole Source	Approve the Sole Source Purchase of Grit Classifiers for the Department of Public Works & Engineering. S63-E25271-SS	\$226,282
SPD	Drop shipment	Formal Bids Received for Personal Protective Gear for Various Departments. S44-S23117	\$684,922
SPD	Non-Divisible	Occupational Medical Testing Services for Various Departments/S46-L24877.	\$1,213,808
SPD	No available MWSBEs	Formal Bids Received for Emergency Medical Equipment, Supplies and Pharmaceuticals for Various Departments. S21-E24712	\$1,737,440
SPD	No available MWSBEs	Formal Bids Received for Scott Airpaks and Replacement Parts for Various Departments. S21-S24765	\$3,028,183
SPD	Co-Op Purchasing Agreement	Purchase of Community Disaster Preparedness Outreach Collateral Materials for the Mayor's Office of Public Safety and Homeland Security. S08-25133-E	\$69,045
SPD	Drop shipment	Communication Security Equipment and Components for Various Departments. S35-S23555	\$283,435
SPD	No available MWSBEs	Formal Bid Received for Equipment, Caterpillar Engine Replacement Parts and Repair Services fro Various Departments. S06-S23551	
SPD	Direct Shipment	Formal Bids Received for Automotive, Cummins Repair Parts and Services for Various Departments. S40-S23215	
SPD	Interlocal agreement	Uniforms through the Master Intergovernmental Cooperative Purchasing Agreement with U. S. Communities for Various Departments. S32-S23514.	\$1,805,579
SPD	Interlocal agreement	Record Storage and Retrieval Services for Various Departments. LC-N-0734-039-20516	\$5,520,114
SPD	No available MWSBEs	Contract eMag Solutions, LLC for Professional Services for Various Departments/S17-H25300	\$750,000
SPD	No available MWSBEs	Formal Bids Received for Barcoded Traffic, Non-Traffic and Parking Citations for Various Departments. S06-25064	\$250,125
SPD	Co-Op Purchasing Agreement	Purchase of Office Furniture from State of Texas Procurement and Support Services Contract for Various Departments. S54-E25330	\$165,136
SPD	Co-Op Purchasing Agreement	Purchase of Office Furniture from State of Texas Procurement and Support Services Contract for Various Departments. S54-E25330	\$173,623
SPD	Drop Shipment	Formal Bids Received for Aluminum Traffic Sign Blanks for Various Departments. S57-S24803	\$1,668,137
SWMD	Co-op	Automated Recycling Carts for SWM S40-E25173-ILA	\$5,011,250
SWMD	Co-Op Purchasing Agreement	Purchase of Tier 3 Management Services and DriveCam Online Subscription Services from the Schedule 70 Contract through the Cooperative Purchasing Program for the Solid Waste Management - S19-E25098	\$153,216
SWMD	Co-Op Purchasing Agreement	Purchase of automated Refuse Carts through Interlocal Agreement with the City of Tucson for Solid Waste Management Department S40-E25134-ILA	\$494,500
SWMD	Interlocal Agreement	Refuse and Recycling Trucks through the H-GAC and the Texas Local Government Purchasing Cooperative for the Solid Waste Mgmt Dept.	\$4,437,352
SWMD	Non-Divisible	Purchase of Cabs & Chassis and Rear-Steer Heavy Trash Loader Bodies Through the Houston-Galveston Area Council and the Texas Local Government Purchasing Cooperative for Solid Waste Management Department. S58-E25287	\$711,672
Total			\$145,488,459

Exempt Contracts \$8,673,447
 Waiver Contracts \$145,488,459
Total Exempt & Waiver Contracts \$154,161,906

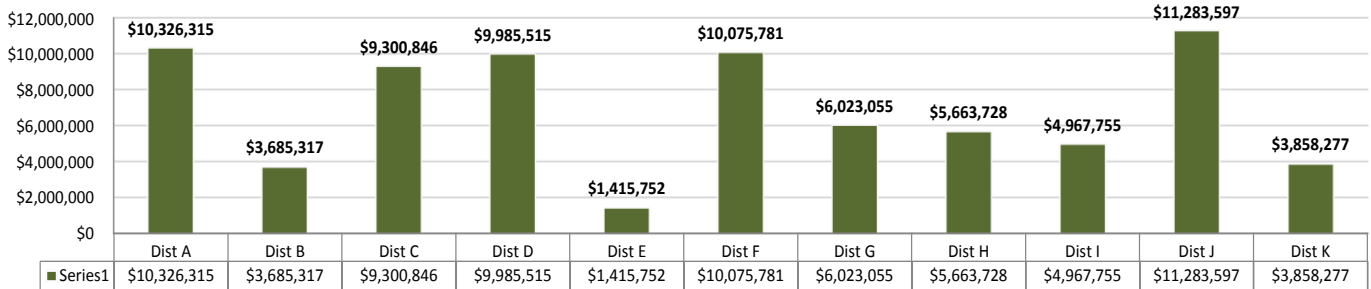




The City of Houston certifies businesses throughout a 10-county (Harris, Montgomery, San Jacinto, Liberty, Chambers, Galveston, Brazoria, Fort Bend, Waller, Austin) area. As such, this data does not show overall MWSBE participation.

**FY2015 Awarded Contracts to Certified Firms
by Council District**

The charts below represent the amount awarded by Council District for certified firms only. The data includes construction contracts, professional services contracts, goods & services contracts, purchase orders and Pcards. Exempt and non goal-oriented contracts are excluded.



Council District	Asian	Black	Caucasian Women	Hispanic	Native American	Non-minority Males	Grand Total
Dist A	\$1,938,237	\$5,684,217	\$1,098,931	\$295,228	\$1,093,359	\$216,343	\$10,326,315
Dist B		\$1,391,945	\$212,182	\$2,002,009		\$79,181	\$3,685,317
Dist C	\$229,155	\$3,918,271	\$1,876,005	\$3,269,246		\$8,168	\$9,300,846
Dist D	\$3,255,297	\$5,891,557	\$833,628	\$1,241		\$3,792	\$9,985,515
Dist E		\$82,829	\$1,307,925		\$24,997		\$1,415,752
Dist F	\$2,019,992	\$7,415,510	\$134,308	\$505,971			\$10,075,781
Dist G	\$345,049	\$4,563,965	\$274,699	\$818,142		\$21,200	\$6,023,055
Dist H	\$687,071	\$1,129,206	\$329,733	\$2,396,779	\$3,381	\$1,117,558	\$5,663,728
Dist I	\$80,960	\$1,075,530	\$328,754	\$3,409,763		\$72,748	\$4,967,755
Dist J	\$6,226,024	\$4,570,925	\$277,306	\$204,120	\$5,222		\$11,283,597
Dist K	\$7,030	\$1,399,892	\$2,246	\$2,449,109			\$3,858,277
Non Council District	\$3,151,254	\$9,474,033	\$13,452,679	\$26,383,044	\$2,229,033	\$4,398,416	\$59,088,458
Other							\$550,000
Grand Total	\$17,940,070	\$46,597,880	\$20,128,396	\$41,734,652	\$3,355,993	\$5,917,405	\$136,224,396

Council District	Number of Certified Firms	Number of Certified Firms with Contracts	Percentage of Utilization
Dist A	164	40	24.4%
Dist B	130	27	20.8%
Dist C	198	29	14.6%
Dist D	122	28	23.0%
Dist E	45	7	15.6%
Dist F	114	26	22.8%
Dist G	173	27	15.6%
Dist H	94	35	37.2%
Dist I	122	33	27.0%
Dist J	126	32	25.4%
Dist K	112	16	14.3%
Non Council District	1178	187	15.9%
Grand Total	2578	487	18.9%

Council District	Female	Male	Grand Total
Dist A	\$ 5,512,351	\$ 4,813,964	\$ 10,326,315
Dist B	\$ 2,082,445	\$ 1,602,872	\$ 3,685,317
Dist C	\$ 7,999,114	\$ 1,301,732	\$ 9,300,846
Dist D	\$ 2,385,521	\$ 7,599,994	\$ 9,985,515
Dist E	\$ 1,374,940	\$ 40,812	\$ 1,415,752
Dist F	\$ 3,056,259	\$ 7,019,522	\$ 10,075,781
Dist G	\$ 4,076,064	\$ 1,946,991	\$ 6,023,055
Dist H	\$ 733,686	\$ 4,930,042	\$ 5,663,728
Dist I	\$ 550,754	\$ 4,417,001	\$ 4,967,755
Dist J	\$ 3,973,332	\$ 7,310,265	\$ 11,283,597
Dist K	\$ 751,625	\$ 3,106,652	\$ 3,858,277
Non Council District	\$ 20,974,581	\$ 38,113,878	\$ 59,088,458
Other			\$ 550,000
Grand Total	\$ 53,470,671	\$ 82,203,725	\$ 136,224,396





FY2015 Awarded Contracts with DBE Certified Firms

The United States Department of Transportation requires recipients who receive more than \$250,000 in federal funds to establish a Disadvantaged Business Enterprise Plan and set participation goals on all federally-assisted projects as well as setting a triennial goal. On October 23, 2013, the Houston City Council approved a DBE Triennial Goal for the Houston Airport System of 29% for the participation of Disadvantaged Business Enterprises and 3.7% goal for the race/gender neutral component on all Houston Airport System contracts; funded (wholly or in part) by the U.S. Department of Transportation. While this goal is effective October 1, 2013 through September 30, 2016, the effect of the higher goals will be fully realized over time.

Year to date in FY2015, DBE Certified Firms were utilized on 5 contracts, by the Houston Airport Systems (HAS), General Services Department (GSD), and Public Works & Engineering. The total amount awarded to these contracts was \$8,811,095. From that amount, DBE Certified firms were awarded \$2,649,263. A 4%-35% goal has been established on these contracts. The breakdown of DBE participation amongst Subcontractors for Professional Services was undetermined at the time of the Report's publication. The participation of DBEs is expected to increase by the end of the contract.

FY2015 Awards on DBE Contracts

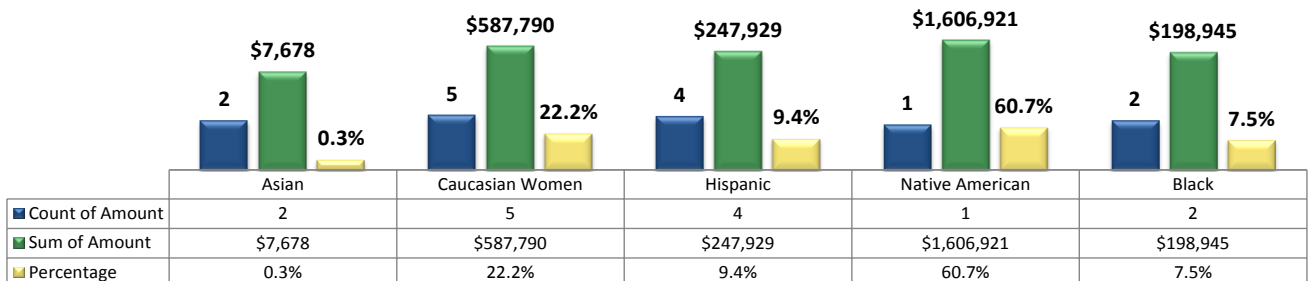
	A	B	C = A+B	D = B/C
Contract Type	Non DBE Amount	DBE Amount	Total Amount Awarded	MWSBE %
Construction Total	\$4,611,831	\$2,649,263	\$7,261,095	36.5%
Professional Services Total	\$1,550,000	\$0	\$1,550,000	0.0%
Goods & Services Total	\$0	\$0	\$0	0.0%
Total	\$6,161,831	\$2,649,263	\$8,811,095	30.1%

Details of FY2015 Awards on DBE Contracts

Department	Goals	Number of contracts	Total Amount
GSD	12.0%	1	\$1,710,000
HAS	30.0%	1	\$1,550,000
HAS	35.0%	1	\$579,873
PWE	4.0%	1	\$960,080
PWE	8.0%	1	\$4,011,142
Grand Total		5	\$8,811,095

- Although the HAS On-Call contracts above have a goals of 30%, the dollar amount awarded to certified DBEs will not be determined until Letters of Authorization have been issued by the Houston Airport System for each tasks.

FY2015 DBE Awards on DBE contracts by Ethnicity



*** These Contracts were not included in the overall MWSBE Awards Summary for this Report.**





Educate. Connect. Grow.

Created by: Katrina Williams, Staff Analyst

Co-Produced by:

Carlecia D. Wright, Office of Business Opportunity Director

Marsha E. Murray, Office of Business Opportunity Assistant Director

Arwa Harianawala, Office of Business Opportunity Management Analyst III

Morris Scott, Contract Compliance Division Manager

LaTanja Bolden, Procurement Specialist

Monica Dennis, Procurement Specialist