


CITY OF HOUSTON

OFFICE

BUSINESS OPPORTUNITY

Minority, Women, and Small Business Enterprise Awards Report FY2014 (YTD)

July 1, 2013 – December 31, 2013



Carlecia D. Wright
Director



Table of Contents

<u>MWSBE Awards Summary</u>	3-4
 <u>Citywide Summary</u>	
Citywide Dollars Awarded	5
Year to date Participation Citywide	5
Citywide MWSBE Awards by Certification Type	6
Citywide MWSBE Awards by Vendor Type	6
Citywide MWSBE Awards by Ethnicity and Contract Type	6
Citywide MWSBE Awards by Ethnicity	6
Citywide Awards Summary by Department	7
 <u>MWSBE Awards by Department</u>	
 Administration Departments	
Administration and Regulatory Affairs	8
Finance Department	9
Human Resources	10
Houston Information Technology Services	11
Legal Department	12
Mayor's Office	13
Strategic Purchasing Division	14
 Public Safety Departments	
Houston Emergency Center	15
Houston Fire Department	16
Houston Police Department	17
Municipal Courts Department	18
 Development and Maintenance Departments	
Fleet Management Department	19
General Services Department	20
Houston Airport System	21
Planning & development Department	22
Public Works and Engineering	23
Solid Waste Management Department	24
 Human and Cultural Services	
Department of Neighborhoods	25
Health and Human Services	26
Housing and Community Development	27
Houston Public Library	28
Houston Parks and Recreation Department	29
 Appendices	
APPENDIX A: Citywide Exempt and Waiver Contracts	31-32
APPENDIX B: Contracts by Council District	33
APPENDIX C: Disadvantaged Business Enterprise (DBE) Contracts	34





Background

In furtherance of Mayor Annise Parker's commitment to ensure the success of minority, women-owned, and small business enterprises (MWSBEs), the Office of Business Opportunity (OBO) is charged with creating a competitive and diverse business environment in the City of Houston by promoting the growth and success of these historically underutilized businesses, through their meaningful participation in the government procurement process. This progress is measured, in part, by monitoring the extent of these groups' participation on City contracts.

In compliance with Chapter 15, Article V of the City Code of Ordinances, this report details the progress city departments have made towards attaining the utilization goals established for the City's MWSBE program. In addition, for the purpose of reporting the awards to certified firms on all city-related contracts, this report includes the dollars amounts awarded to certified Disadvantaged Business Enterprises (DBE) who participate in United States Department of Transportation funded contracts (listed separately in Appendix C).

MWSBE Awards Summary

In the first half of FY2014, the City of Houston awarded a total of \$434,223,562 to firms on construction, professional services, and purchasing agreements, with \$84,556,918 awarded to certified minority, women, and small, business enterprises (MWSBE) firms. Of that, \$68,965,230 were exempt contracts, \$46,492,662 were contracts with waivers, and \$9,525,778 were non-goal oriented contracts. Therefore the total dollar amount awarded on goal-oriented contracts only was \$309,239,891, of which \$76,983,765 was awarded to certified MWSBE firms, yielding an average utilization rate of 24.9%.

On analyzing participation of MWSBE firms on **goal-oriented** contracts by **ethnicity**, Hispanic-owned businesses continued the trend from previous years of receiving the largest share—\$32,248,464 or 41.9% of the total amount awarded to certified firms. Asian-owned businesses were awarded \$18,155,535 or 23.6% of dollars awarded. Black-owned firms came in third with \$13,396,455 or 17.4%. Caucasian Women-owned firms were awarded \$8,432,385 or 11%. Non-minority Male-owned firms were awarded \$3,640,061 or 4.7%. Native American-owned firms continued to have the lowest participatory rate, earning \$1,110,865 or 1.4% of dollars awarded. Awards to certified firms on these contracts totaled 2247 with the following breakdown: Hispanics – 610, Asians – 332, Blacks – 497, Caucasian Women – 549, Non-minority Males – 235 and Native Americans – 24.

When analyzed by **industry**, MWSBE certified firms on **goal-oriented** construction contracts were awarded \$26,623,428, which is 20.7% of the total amount of \$128,908,404 awarded in all city-related construction projects. \$16,099,744 or 29.4% of all professional services contracts awarded citywide, totaling \$54,827,014, went to certified firms. A total of \$34,260,592 was awarded to certified firms on purchasing projects, which is 27.3% of the \$125,504,474 awarded to all purchasing projects citywide.

Summary of Exempt and Contracts with Waivers

As stated above, \$68,965,230 were contracts exempt from a goal for reasons such as intergovernmental agreements, emergency etc. The remaining \$46,492,662 include contracts that were approved by OBO for a goal waiver due to sole source, non-divisible, no certified firms available and etc. For the latter, additional MWSBE firms are needed to participate on these contract opportunities. Please see page 31-32 for more details. For more information on the difference between contracts with waivers and exempt contracts, see pg 4.





Certification Types

Minority Business Enterprise (MBE) certification applies to firms owned and operated by minorities. MBE goals may be applied to any locally funded contract type.

Women Business Enterprise (WBE) certification applies to firms owned and operated by females. As of July 1, 2013, pursuant to amendments to Chapter 15, Article V of the City Code of Ordinances, WBEs have been reinstated on construction contracts, therefore, WBE goals are now applied to any locally funded contract types.

Small Business Enterprise (SBE) certification is race and gender neutral, and applies only to eligible firms in the construction industry. SBEs can be used, up to 4%, to meet contract specific subcontracting MWBE goals on construction related contracts.

Persons with Disabilities Business Enterprise (PDBE) certification applies to eligible firms owned and operated by a disabled veteran or individuals with an existing medically determined physical or mental impairment of a chronic or permanent character. PDBE utilization may be used to augment citywide goals set by City Council. Most PDBEs have multiple certification types. At the time that a contract is awarded, the prime contractor determines which certification type will be utilized. In most cases, PDBEs are utilized as an MBE or SBE.

Disadvantaged Business Enterprise (DBE) certification is a federal certification and applies to firms owned and operated by economically disadvantaged individuals. DBE goals apply only to U.S. Department of Transportation contracts that receive Federal financial assistance.

Contract Types and Goals

There are three types of contract and non-contract projects: construction, professional services and purchasing. These projects can either be goal-oriented, which require MWSBE utilization, or non-goal-oriented, which do not require MWSBE utilization. The following are goal-oriented contract types and their annual citywide goals set by City Council.

Construction contracts are related to construction projects only. As of July 1, 2013, pursuant to amendments to Chapter 15, Article V of the City Code of Ordinances, the new citywide goal for construction projects increased from 22% to 34%, consisting of MBEs, WBEs and SBEs. While the goals were effective July 1, 2013, the effect of the amendments on city contracting will be fully realized over time.

Professional Services contracts require a professional license e.g. architect, engineer, attorney, or accountant etc. The citywide goal for professional services contracts is 24%.

Purchasing contracts provide for the supply of goods and non-personal or nonprofessional services. The citywide goal for purchasing contracts is 11%.

The following are subcategories under Purchasing contracts. These are non goal-oriented contract types and do not have citywide goals set by City Council. Note: the utilization of certified vendors on purchase orders and Pcards augments the citywide goal achievement percentage. Purchase orders and Pcard purchases are included in the "purchasing total" in this report.

- **Purchase orders:** direct orders for various purchases made from vendors.
- **Pcard purchases:** direct purchases from vendors using City of Houston purchasing cards

Exempt contracts are non goal-oriented and do not have assigned goals. The following reflects types of exempt contracts:

- **Emergency Contracts** - Contracts awarded due to an emergency to meet an immediate need.
- **Interlocal Agreements/Cooperative Purchasing Agreements/DIR/HGAC** - These are agreements the City enters into with other governmental entities in the interest of cooperatively sharing resources for their mutual benefit.

Contracts with Waivers* are contracts that are approved for a zero percent goal by the Office of Business Opportunity as defined by Chapter 15, Article v, Section 15-83. The following reflect some of the reasons that would allow a goal to be waived on a contract:

- **No MWSBEs available** - These contracts do not have MWSBEs available in the market to perform the work or require a specialize license to do the work required.
- **Non Divisible** - The contract can not be divided to include the use of MWSDBE subcontractors.
- **Sole Source** - Contracts awarded to meet a need that can only be supplied from a firm that provides specialized and/or unique products or services.
- **Direct shipment** - Contracts where the goods are directly shipped to the customer.

**Departments are required to request a 0% goal from OBO, however in some cases a department has requested a 0% goal directly from City Council.*

Non Goal-Oriented Contracts – Construction contracts \$1,000,000 or less and Purchasing contracts \$100,000 or less.





Citywide Dollars Awarded

	A	B	C = A+B	D = B/C
Contract Type	Non MWSBE Amount	MWSBE Amount	Total Amount Awarded	MWSBE %
Construction Total	\$102,284,976	\$26,623,428	\$128,908,404	20.7%
Professional Services Total	\$38,727,269	\$16,099,744	\$54,827,014	29.4%
Purchasing Total	\$91,243,881	\$34,260,592	\$125,504,474	27.3%
Total	\$232,256,126	\$76,983,765	\$309,239,891	24.9%
Exempt Contracts	\$67,774,565	\$1,190,665	\$68,965,230	1.7%
Waiver Contracts	\$43,533,878	\$2,958,785	\$46,492,662	6.4%
Non-Goal Oriented	\$6,102,075	\$3,423,703	\$9,525,778	35.9%
Grand Total	\$349,666,644	\$84,556,918	\$434,223,562	19.5%

- A. Non MWSBE Amount** - Dollars awarded to non-certified firms on contract and non-contract projects. Non-certified prime contractors and non-certified subcontractors are both utilized on projects, therefore this category includes prime and subcontractors.
- B. MWSBE Amount** - Dollars awarded to certified MWSBE firms on contract and non-contract projects. Certified MWSBEs can serve as both prime and subcontractors, therefore prime and subcontractors are both included in this category.
- C. Total Amount Awarded** - Total contract and non-contract dollars awarded to certified and non-certified firms.
- D. MWSBE %** - Percentage of the amount awarded to certified firms compared to the total amount awarded to certified and non-certified firms.

Year to Date Participation Citywide

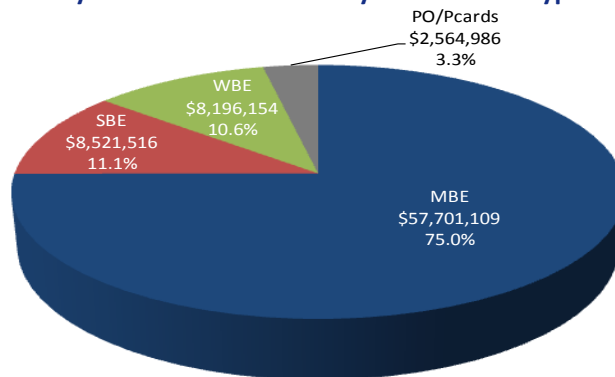
Contract Area	July 2013 - December 2013		
	Total	MWSDBE	%
Construction - MBE		\$14,879,044	11.5%
Construction - SBE		\$8,521,516	6.6%
Construction - WBE		\$3,222,868	2.5%
Construction - Total	\$128,908,404	\$26,623,428	20.7%
Professional Services - MBE		\$12,828,319	23.4%
Professional Services - WBE		\$3,271,425	6.0%
Professional Services	\$54,827,014	\$16,099,744	29.4%
Purchasing⁽¹⁾			
Purchasing Contracts - MBE		\$29,993,746	28.3%
Purchasing Contracts - WBE		\$1,701,860	1.6%
Total Purchasing Contracts	\$105,918,209	\$31,695,606	29.9%
Purchase Orders	\$13,809,608	\$2,273,605	16.5%
PCARD	\$5,776,657	\$291,381	5.0%
Purchasing Total	\$125,504,474	\$34,260,592	27.3%
Total without Exempt Purchases	\$309,239,891	\$76,983,765	24.9%
Exempt Contracts	\$68,965,230	\$1,190,665	1.7%
Waiver Contracts	\$46,492,662	\$2,958,785	6.4%
Non-Goal Oriented Contracts	\$9,525,778	\$3,423,703	35.9%
Total with Exempt Purchases	\$434,223,562	\$84,556,918	19.5%

1) Purchase orders and Pcards have multiple certification types which do not require a designation at the time of purchase.





Citywide MWSBE Awards by Certification Type



• PO/Pcards do not require the certification type designated at the time of purchase.

Citywide MWSBE Awards by Vendor Type

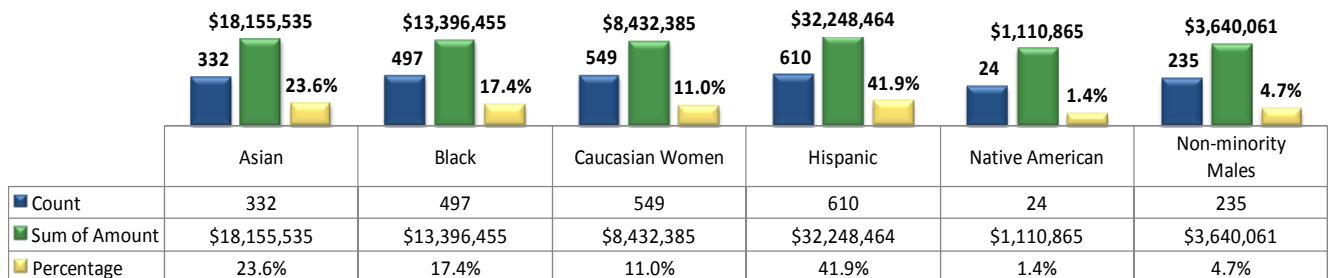
Vendor Type	A		B		C=A/Grand Total
	Non MWSBE	MWSBE	Total Award	Percent	
Prime Contract	\$214,206,882	\$23,591,899	\$237,798,781	7.6%	
Subcontract	\$1,027,966	\$50,826,879	\$51,854,845	16.4%	
PO/Pcards	\$17,021,279	\$2,564,986	\$19,586,265	0.8%	
Grand Total	\$232,256,126	\$76,983,765	\$309,239,891	24.9%	

• PO/Pcards do not require the vendor type to be designated.

Citywide MWSBE Awards by Ethnicity and Contract Type

						Non-minority	
Contract Type	Asian	Black	Caucasian Women	Hispanic	Native American	Males	Grand Total
Construction	\$3,622,565	\$2,602,396	3,335,847	\$12,631,685	\$1,057,415	3,373,521	\$26,623,428
Professional Services	\$4,801,715	\$4,135,320	3,273,071	\$3,840,541	\$49,098	-	\$16,099,744
Purchasing - Contracts	\$9,514,705	\$6,047,716	903,111	\$15,230,075			\$31,695,606
PO/Pcards	\$216,550	\$611,023	\$920,356	\$546,163	\$4,352	\$266,541	\$2,564,986
Grand Total	\$18,155,535	\$13,396,455	8,432,385	\$32,248,464	\$1,110,865	3,640,061	\$76,983,765

Citywide MWSBE Awards by Ethnicity



• The count in each chart represents the number of prime and subcontractors awards. The percentage represents the portion of dollars awarded to certified firms compared to the total dollar amount awarded to all certified firms.





FY2014 MWSBE Awards by Department July - December ⁽¹⁾							
Department/Division ⁽²⁾	Non MWSBE		MWSBE		Total Award		
	A		B		C=A+B		D=B/C
	Count	Amount	Count	Amount	Count	Total	Current Percentage
Administration & Regulatory Affairs	604	\$4,292,696	15	\$1,303,664	619	\$5,596,360	23.3%
City Council *	173	\$43,984	4	\$652	177	\$44,636	1.5%
City of Houston *	25	\$57,123	4	\$30,373	29	\$87,496	34.7%
City Secretary *	1	\$85			1	\$85	0.0%
City Controller *	111	\$85,223	2	\$286	113	\$85,509	0.3%
Department of Neighborhoods	195	\$781,862	8	\$91,632	203	\$873,494	10.5%
Finance Department ⁽³⁾	158	\$17,789,044	13	\$74,021	171	\$17,863,065	0.4%
Fleet Management Department	1,033	\$666,386	14	\$30,143	1,047	\$696,529	4.3%
General Services Department	1,883	\$19,832,899	233	\$8,650,358	2,116	\$28,483,258	30.4%
Houston Airport System	2,680	\$15,277,334	271	\$3,853,009	2,951	\$19,130,342	20.1%
Housing & Community Development	216	\$16,582,408	27	\$1,573,035	243	\$18,155,443	8.7%
Houston Emergency Center	234	\$131,784	13	\$12,568	247	\$144,352	8.7%
Houston Fire Department	1,255	\$1,137,415	73	\$187,490	1,328	\$1,324,905	14.2%
Houston Information Technology Services	244	\$14,394,235	21	\$3,896,603	265	\$18,290,838	21.3%
Health and Human Services	1,136	\$1,344,958	30	\$74,642	1,166	\$1,419,599	5.3%
Houston Parks and Recreations Department	2,256	\$1,246,324	41	\$83,196	2,297	\$1,329,520	6.3%
Houston Police Department	1,594	\$12,884,307	103	\$3,826,940	1,697	\$16,711,248	22.9%
Houston Public Library	285	\$184,928	39	\$45,033	324	\$229,961	19.6%
Human Resources	315	\$3,940,479	31	\$208,757	346	\$4,149,236	5.0%
Legal Department	950	\$850,660	5	\$1,447,018	955	\$2,297,678	63.0%
Municipal Courts Department	629	\$6,913,088	19	\$1,223,126	648	\$8,136,214	15.0%
Mayor's Office	364	\$1,474,296	98	\$35,880	462	\$1,510,177	2.4%
Office of Business Opportunity	34	\$15,733			34	\$15,733	0.0%
Planning & Development Department	68	\$38,102	4	\$1,019	72	\$39,121	2.6%
Public Works and Engineering	5,074	\$103,506,403	1,131	\$38,892,563	6,205	\$142,398,965	27.3%
Strategic Purchasing Division	8	\$4,573,096	22	\$10,483,542	30	\$15,056,639	69.6%
Solid Waste Management Department	316	\$4,211,274	26	\$958,215	342	\$5,169,489	18.5%
Total	21,841	\$232,256,126	2,247	\$76,983,765	24,088	\$309,239,891	24.9%

* Departments denoted with an asterisk only include expenditures for purchase orders and Pcards, which are not goal-oriented and do not require certified firms on each purchase. However, certified firms that were utilized on purchase orders and Pcards are counted toward the purchasing goal.

(1) Excludes Exempt and non goal-oriented contracts.

(2) The amounts for Strategic Purchasing and City of Houston reflect contracts and non-contracts processed for multiple departments and cannot be applied to the certified vendor awards for one department only.

(3) Most of Finance contracts are based on revenue and collections. Although the total award to MWSBE firms cannot be determined for these type of contracts at this time, their professional services contracts have goals between 6-24% and purchasing contracts have goals between 11-14%. Therefore the total dollars awarded to certified firms are anticipated to increase before the end of each contract.

Note: As the Office of Business opportunity (OBO) did not utilize MWSBE certified firms year to date FY2014, the department will not have a department page allocated.



Administration and Regulatory Affairs

Details by Department

Jul 1, 2013 - Dec 31, 2013

The Administration and Regulatory Affairs Department (ARA) provides efficient and logical solutions to administrative and regulatory challenges. The department oversees Parking, Operations/3-1-1, Payroll, Administrative Services, BARC (the City's Animal Shelter and Adoption Facility), Transportation and Insurance Management.

Year to date in FY2014, ARA awarded \$6,105,366, of which \$1,812,670 was awarded to certified firms, accounting for a 29.7% utilization. However, from this total, \$509,006 were non goal-oriented contracts. From the remaining \$5,596,360, the department registered a 23.3% utilization by awarding \$1,303,664 to certified firms.

FY2014 Dollars Awarded

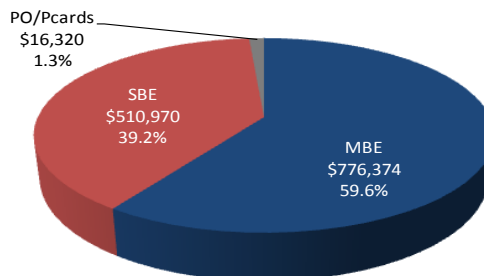
	A	B	C = A+B	D = B/C
Contract Type	Non MWSBE Amount	MWSBE Amount	Total Amount Awarded	MWSBE %
Construction Total	\$3,905,443	\$1,287,344	\$5,192,787	24.8%
Professional Services Total	\$0	\$0	\$0	0.0%
Purchasing Total	\$387,253	\$16,320	\$403,573	4.0%
Total	\$4,292,696	\$1,303,664	\$5,596,360	23.3%
Exempt Contracts	\$0	\$0	\$0	0.0%
Waiver Contracts	\$0	\$0	\$0	0.0%
Non-Goal Oriented	\$0	\$509,006	\$509,006	100.0%
Grand Total	\$4,292,696	\$1,812,670	\$6,105,366	29.7%

FY2014 MWSBE Awards by Vendor Type

	A	B	C=A/Grand Total
Vendor Type	Non MWSBE	MWSBE	Total Award
Prime Contract	\$3,629,214		\$3,629,214
Subcontract	\$276,229	\$1,287,344	\$1,563,573
PO/Pcards	\$387,253	\$16,320	\$403,573
Total Award	\$4,292,696	\$1,303,664	\$5,596,360
			23.3%

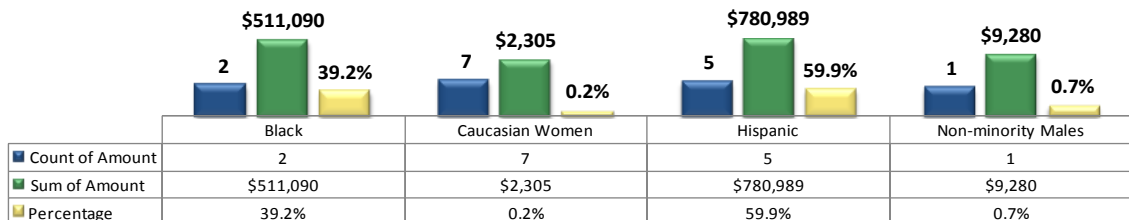
- PO/Pcards do not require the vendor type designated.

FY2014 MWSBE Awards by Certification Type



- PO/Pcards do not require that certification type be designated at the time of purchase.

FY2014 MWSBE Awards by Ethnicity



- The count in each chart represents the number of awards. The percentage represents the portion of dollars awarded to certified firms compared to the total dollar amount awarded to all certified firms.

Finance

Details by Department

Jul 1, 2013 - Dec 31, 2013

The Finance Department's (FIN) mission is to safeguard the fiscal integrity of the City, its component units and other dependent entities, and enable City stakeholders to do the same. The department's responsibilities are distributed among the Director's Office, Administrative Office of City Council, Financial Planning and Analysis, Financial Reporting and Operations, Performance Improvement, Strategic Purchasing, and Treasury and Capital Management.

General Government (GG) transactions are included in the summary. GG transactions are citywide expenditures, primarily in the form of Purchase Orders and Pcards.

Year to date in FY2014, the department awarded \$17,863,065, of which \$74,021 was awarded to certified firms, accounting for a 0.4% utilization.

Most of the Finance contracts are based on revenue and collections. Although the total award to MWSBE firms cannot be determined for these type of contracts at this time, their professional services contracts have goals between 6-24% and purchasing contracts have goals between 11-14%. Therefore the total dollars awarded to certified firms are anticipated to increase before the end of each contract.

FY2014 Dollars Awarded

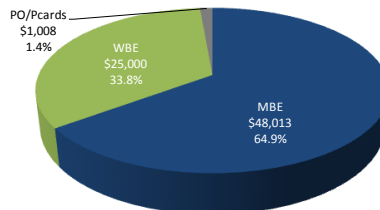
	A	B	C = A+B	D = B/C
Contract Type	Non MWSBE Amount	MWSBE Amount	Total Amount Awarded	MWSBE %
Construction Total	\$0	\$0	\$0	0.0%
Professional Services Total	\$15,880,645	\$73,013	\$15,953,658	0.5%
Purchasing Total	\$1,757,054	\$556	\$1,757,610	0.0%
Purchasing Total (GG)	\$151,345	\$452	\$151,798	0.3%
Total	\$17,789,044	\$74,021	\$17,863,065	0.4%
Exempt Contracts	\$0	\$0	\$0	0.0%
Waiver Contracts	\$0	\$0	\$0	0.0%
Non-Goal Oriented	\$0	\$0	\$0	0.0%
Grand Total	\$17,789,044	\$74,021	\$17,863,065	0.4%

FY2014 MWSBE Awards by Vendor Type

	A	B	C=A/Grand Total
Vendor Type	Non MWSBE	MWSBE	Total Award
Prime Contract	\$17,380,645		\$17,380,645
Subcontract		\$73,013	\$73,013
PO/Pcards	\$408,399	\$1,008	\$409,408
Total Award	\$17,789,044	\$74,021	\$17,863,065

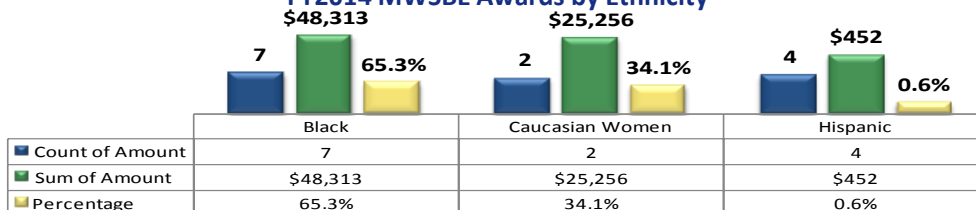
- PO/Pcards do not require the vendor type designated.

FY2014 MWSBE Awards by Certification Type



- PO/Pcards do not require that certification type be designated at the time of purchase.

FY2014 MWSBE Awards by Ethnicity



- The count in each chart represents the number of awards. The percentage represents the portion of dollars awarded to certified firms compared to the total dollar amount awarded to all certified firms.

Human Resources

Details by Department

Jul 1, 2013 - Dec 31, 2013

The Human Resources Department (HR) is committed to the recruitment, retention and development of a highly diverse workforce, serving more than 21,000 city employees across 25 city departments. HR manages services for Safety and Risk Management, Workers' Compensation, Benefits Administration, Talent Management, Strategic Planning and Citywide Corporate Training.

Year to date in FY2014, HR awarded \$4,575,036, of which \$208,757 was awarded to certified firms, accounting for a 4.6% utilization. However from this total, \$425,800 were granted a waiver. The percentage of certified firms from the remaining amount of \$4,149,236 was 5.0%.

FY2014 Dollars Awarded

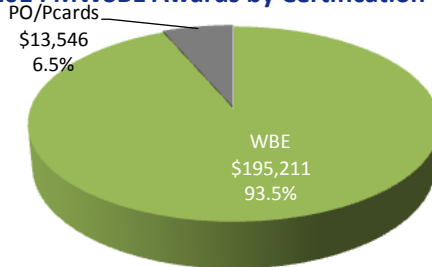
	A	B	C = A+B	D = B/C
Contract Type	Non MWSBE Amount	MWSBE Amount	Total Amount Awarded	MWSBE %
Construction Total	\$0	\$0	\$0	0.0%
Professional Services Total	\$0	\$0	\$0	0.0%
Purchasing Total	\$3,940,479	\$208,757	\$4,149,236	5.0%
Total	\$3,940,479	\$208,757	\$4,149,236	5.0%
Exempt Contracts	\$0	\$0	\$0	0.0%
Waiver Contracts	\$425,800	\$0	\$425,800	0.0%
Non-Goal Oriented	\$0	\$0	\$0	0.0%
Grand Total	\$4,366,279	\$208,757	\$4,575,036	4.6%

FY2014 MWSBE Awards by Vendor Type

	A	B	C=A/Grand Total
Vendor Type	Non MWSBE	MWSBE	Total Award
Prime Contract	\$3,709,007		\$3,709,007
Subcontract		\$195,211	\$195,211
PO/Pcards	\$231,472	\$13,546	\$245,018
Total Award	\$3,940,479	\$208,757	\$4,149,236
			5.0%

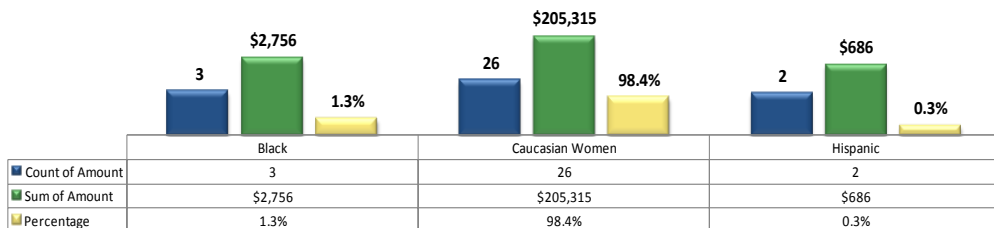
• PO/Pcards do not require the vendor type designated.

FY2014 MWSBE Awards by Certification Type



• PO/Pcards do not require that certification type be designated at the time of purchase.

FY2014 MWSBE Awards by Ethnicity



• The count in each chart represents the number of awards. The percentage represents the portion of dollars awarded to certified firms compared to the total dollar amount awarded to all certified firms.

Houston Information Technology Services

Details by Department

Jul 1, 2013 - Dec 31, 2013

The Houston Information Technology Services Department (HITS) primarily focuses on IT governance, the building of customer service centric relationships/partnerships, and operational efficiency. The department's projects includes the Radio Replacement Project, replacing the existing infrastructure with a state-of-the-art system to enhance reliability and efficiency. HITS also manages the City's SAP ERP organization and the Customer Service Center (CSC), which is a single point of contact for all City users to direct questions and report problems regarding IT services.

Year to date in FY2014, the department awarded \$21,520,285, of which \$3,896,603 was awarded to certified firms, accounting for 18.1% utilization over all awards. However from this total, \$3,229,447 was either exempt, granted a waiver, or non goal-oriented. From the remaining \$18,290,838, the department registered a 21.3% utilization by awarding \$3,896,603 to certified firms.

FY2014 Dollars Awarded

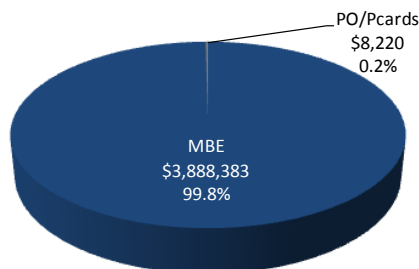
	A	B	C = A+B	D = B/C
Contract Type	Non MWSBE Amount	MWSBE Amount	Total Amount Awarded	MWSBE %
Construction Total	\$0	\$0	\$0	0.0%
Professional Services Total	\$152,000	\$0	\$152,000	0.0%
Purchasing Total	\$14,242,235	\$3,896,603	\$18,138,838	21.5%
Total	\$14,394,235	\$3,896,603	\$18,290,838	21.3%
Exempt Contracts	\$972,144	\$0	\$972,144	0.0%
Waiver Contracts	\$2,195,703	\$0	\$2,195,703	0.0%
Non-Goal Oriented	\$61,600	\$0	\$61,600	0.0%
Grand Total	\$17,623,682	\$3,896,603	\$21,520,285	18.1%

FY2014 MWSBE Awards by Vendor Type

	A	B	C=A/Grand Total
Vendor Type	Non MWSBE	MWSBE	Total Award
Prime Contract	\$14,240,214	\$150,000	\$14,390,214
Subcontract		\$3,738,383	\$3,738,383
PO/Pcards	\$154,021	\$8,220	\$162,241
Total Award	\$14,394,235	\$ 3,896,603	\$ 18,290,838
			21.3%

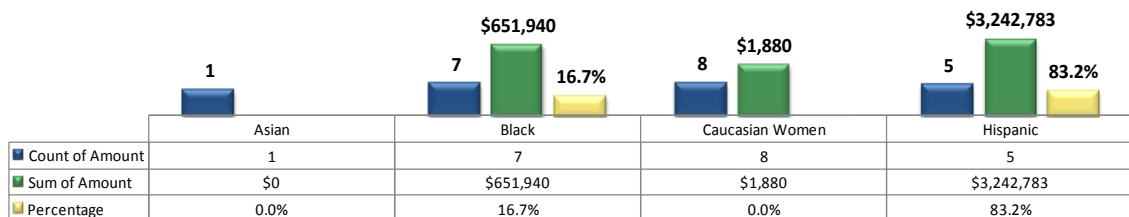
- PO/Pcards do not require the vendor type designated.

FY2014 MWSBE Awards by Certification Type



- PO/Pcards do not require that certification type be designated at the time of purchase.

FY2014 MWSBE Awards by Ethnicity



- The count in each chart represents the number of awards. The percentage represents the portion of dollars awarded to certified firms compared to the total dollar amount awarded to all certified firms.

Legal Department Details by Department

Jul 1, 2013 - Dec 31, 2013

The Legal Department strives to provide the highest quality municipal legal services to the City, its elected and appointed officials, and its employees in the most efficient manner feasible.

Year to date in FY2014, the department awarded \$3,672,678, of which \$1,447,018 was awarded to certified firms, accounting for 39.4% utilization over all awards. However from this total, \$1,375,000 were exempt contracts or granted a waiver. From the remaining \$2,297,678, the department registered a 63% utilization by awarding \$1,447,018 to certified firms.

FY2014 Dollars Awarded

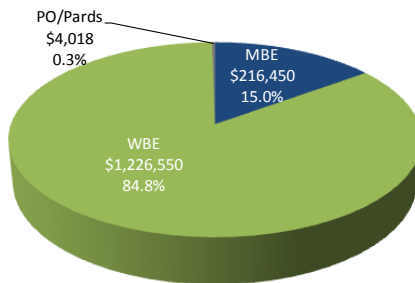
	A	B	C = A+B	D = B/C
Contract Type	Non MWSBE Amount	MWSBE Amount	Total Amount Awarded	MWSBE %
Construction Total	\$0	\$0	\$0	0.0%
Professional Services Total	\$350,000	\$1,443,000	\$1,793,000	80.5%
Purchasing Total	\$500,660	\$4,018	\$504,678	0.8%
Total	\$850,660	\$1,447,018	\$2,297,678	63.0%
Exempt Contracts	\$475,000	\$0	\$475,000	0.0%
Waiver Contracts	\$900,000	\$0	\$900,000	0.0%
Non-Goal Oriented	\$0	\$0	\$0	0.0%
Grand Total	\$2,225,660	\$1,447,018	\$3,672,678	39.4%

FY2014 MWSBE Awards by Vendor Type

	A	B	C=A/Grand Total
Vendor Type	Non MWSBE	MWSBE	Total Award
Prime Contract	\$582,797	\$1,226,550	\$1,809,347
Subcontract		\$216,450	\$216,450
PO/Pcards	\$267,863	\$4,018	\$271,881
Total Award	\$850,660	\$1,447,018	\$2,297,678
			63.0%

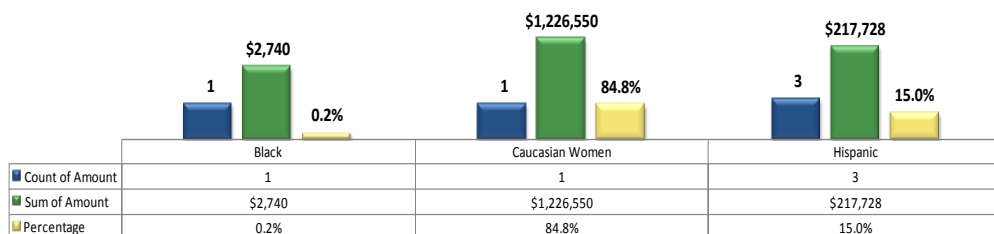
• PO/Pcards do not require the vendor type designated.

FY2014 MWSBE Awards by Certification Type



• PO/Pcards do not require that certification type be designated at the time of purchase.

FY2014 MWSBE Awards by Ethnicity



• The count in each chart represents the number of awards. The percentage represents the portion of dollars awarded to certified firms compared to the total dollar amount awarded to all certified firms.

Mayor's Office

Details by Department

Jul 1, 2013 - Dec 31, 2013

The Mayor's Office (MYR) is responsible for the general management of the City and for seeing that laws and ordinances are enforced. Divisions of the Mayor's Office include, but are not limited to, CitizensNet, Crime Victims Assistance, Cultural Affairs, Economic Development, Green Houston, HTV (Municipal Channel), Intergovernmental Relations, International Trade and Development, Public Safety and Homeland Security, and Special Events.

Year to date in FY2014, the Mayor's office awarded \$3,350,598, of which \$719,103 was awarded to certified firms, amounting to a 21.5% utilization. From this amount however, exempt contracts amounted to \$1,840,421. Even so, 37.1% of exempt contracts were awarded to certified firms. From the remaining \$1,510,177, the department registered a 2.4% utilization by awarding \$35,880 to certified firms.

FY2014 Dollars Awarded

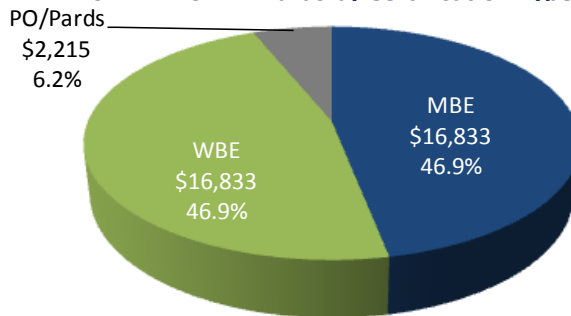
	A	B	C = A+B	D = B/C
Contract Type	Non MWSBE Amount	MWSBE Amount	Total Amount Awarded	MWSBE %
Construction Total	\$0	\$0	\$0	0.0%
Professional Services Total	\$1,302,205	\$33,666	\$1,335,871	2.5%
Purchasing Total	\$172,091	\$2,215	\$174,305	1.3%
Total	\$1,474,296	\$35,880	\$1,510,177	2.4%
Exempt Contracts	\$1,157,199	\$683,222	\$1,840,421	37.1%
Waiver Contracts	\$0	\$0	\$0	0.0%
Non-Goal Oriented	\$0	\$0	\$0	0.0%
Grand Total	\$2,631,495	\$719,103	\$3,350,598	21.5%

FY2014 MWSBE Awards by Vendor Type

	A	B	C=A/Grand Total
Vendor Type	Non MWSBE	MWSBE	Total Award
Prime Contract	\$1,302,205		\$1,302,205
Subcontract	\$0	\$33,666	\$33,666
PO/Pcards	\$172,091	\$2,215	\$174,305
Total Award	\$1,474,296	\$ 35,880	\$1,510,177
			2.4%

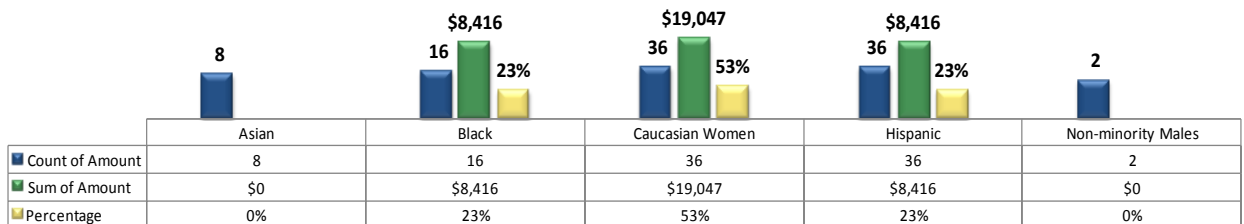
• PO/Pcards do not require the vendor type designated.

FY2014 MWSBE Awards by Certification Type



• PO/Pcards do not require that certification type be designated at the time of purchase.

FY2014 MWSBE Awards by Ethnicity



• The count in each chart represents the number of awards. The percentage represents the portion of dollars awarded to certified firms compared to the total dollar amount awarded to all certified firms.

Strategic Purchasing Division

Details by Department

Jul 1, 2013 - Dec 31, 2013

The Strategic Purchasing Division falls under the operational direction of the Finance Department. The division manages and facilitates procurement services, overseeing all aspects of the procurement process, and is a guide for potential and current suppliers to doing business with the City. Amongst other responsibilities, the division also works with City departments to renew their contracts/develop new contracts, as well as work with them to prepare Requests for Proposals (RFPs).

Year to date in FY2014, SPD awarded \$38,962,098, of which \$10,528,409 was awarded to certified firms, accounting for an overall utilization of 27%. Of this total, \$23,905,459 was either exempt from MWBE goals, granted a waiver, or was non goal-oriented. Even so, 22.4% certified firms were utilized on non goal-oriented contracts. From the remaining \$15,056,639, the department registered a 69.6% utilization by awarding \$10,483,542 to certified firms.

FY2014 Dollars Awarded

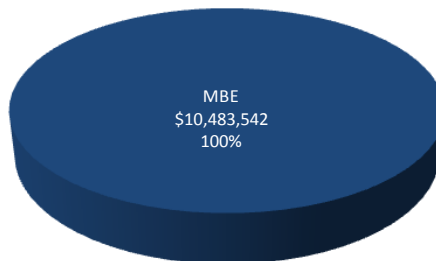
	A	B	C = A+B	D = B/C
Contract Type	Non MWSBE Amount	MWSBE Amount	Total Amount Awarded	MWSBE %
Construction Total	\$0	\$0	\$0	0.0%
Professional Services Total	\$0	\$0	\$0	0.0%
Purchasing Total	\$4,573,096	\$10,483,542	\$15,056,639	69.6%
Total	\$4,573,096	\$10,483,542	\$15,056,639	69.6%
Exempt Contracts	\$18,024,452	\$0	\$18,024,452	0.0%
Waiver Contracts	\$5,680,848	\$0	\$5,680,848	0.0%
Non Goal Oriented	\$155,293	\$44,866	\$200,159	22.4%
Grand Total	\$28,433,689	\$10,528,409	\$38,962,098	27.0%

FY2014 MWSBE Awards by Vendor Type

	A	B	C=A/Grand Total
Vendor Type	Non MWSBE	MWSBE	Total Award
Prime Contract	\$4,573,096	\$2,259,552	\$6,832,648
Subcontract	\$0	\$8,223,991	\$8,223,991
Total Award	\$4,573,096	\$10,483,542	\$15,056,639
			69.6%

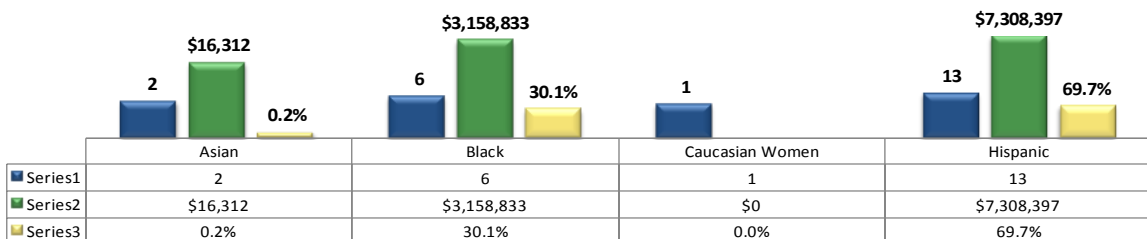
- PO/Pcards do not require the vendor type designated.

FY2014 MWSBE Awards by Certification Type



- PO/Pcards do not require that certification type be designated at the time of purchase.

FY2014 MWSBE Awards by Ethnicity



- The count in each chart represents the number of awards. The percentage represents the portion of dollars awarded to certified firms compared to the total dollar amount awarded to all certified firms.



Houston Emergency Center

Details by Department

Jul 1, 2013 - Dec 31, 2013

The development of the Houston Emergency Center (HEC) post 2003 has been instrumental in consolidating and streamlining the efforts of what were previously three separate emergency communication centers for Houston's 9-1-1. HEC provides 24/7 emergency services; the facility is equipped with state-of-the-art emergency communications technology, utilized by the center's 9-1-1 call takers and emergency dispatchers from the Houston Police and Fire Departments. The Center is integral to providing a common protocol for interagency transaction exchange between 9-1-1, Police, Fire, EMS and Emergency Management.

Year to date in FY2014, HEC awarded \$144,352, of which \$12,568 was awarded to certified firms, accounting for a 8.7% utilization.

FY2014 Dollars Awarded

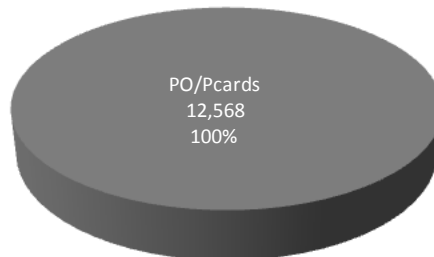
	A	B	C = A+B	D = B/C
Contract Type	Non MWSBE Amount	MWSBE Amount	Total Amount Awarded	MWSBE %
Construction Total	\$0	\$0	\$0	0.0%
Professional Services Total	\$0	\$0	\$0	0.0%
Purchasing Total	\$131,784	\$12,568	\$144,352	8.7%
Total	\$131,784	\$12,568	\$144,352	8.7%
Exempt Contracts	\$0	\$0	\$0	0.0%
Waiver Contracts	\$0	\$0	\$0	0.0%
Non-Goal Oriented	\$0	\$0	\$0	0.0%
Grand Total	\$131,784	\$12,568	\$144,352	8.7%

FY2014 MWSBE Awards by Vendor Type

	A	B	C=A/Grand Total
Vendor Type	Non MWSBE	MWSBE Total Award	Percent
PO/Pcards	\$131,784	\$12,568	8.7%
Total Award	\$131,784	\$12,568	8.7%

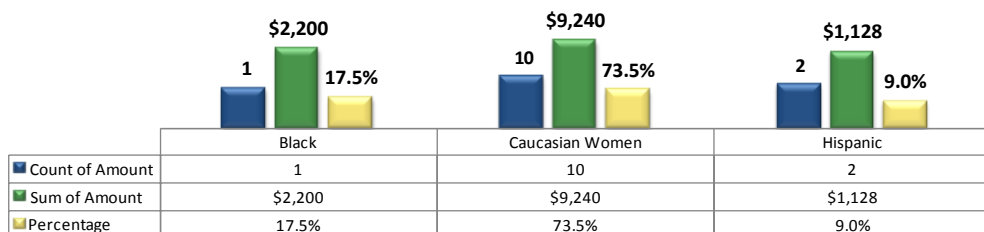
- PO/Pcards do not require the vendor type designated.

FY2014 MWSBE Awards by Certification Type



- PO/Pcards do not require that certification type be designated at the time of purchase.

FY2014 MWSBE Awards by Ethnicity



- The count in each chart represents the number of awards. The percentage represents the portion of dollars awarded to certified firms compared to the total dollar amount awarded to all certified firms.



Houston Fire Department

Details by Department

Jul 1, 2013 - Dec 31, 2013

The Houston Fire Department (HFD) is the third largest fire department in the United States and is responsible for preserving life and property to a population of more than 2 million in an area totaling 654 square miles. While the department provides crucial services such as prevention and enforcement, public education, pre-hospital emergency care and transportation, and fire control, their responsibilities are constantly evolving; hazardous materials removal, technical rescue, tactical medicine, swift water rescue, and social service calls are also services the department undertakes.

Year to date in FY2014, the Houston Fire Department (HFD) awarded \$8,030,315, of which \$187,490 was awarded to certified firms, accounting for a 2.3% utilization. From this amount \$6,705,410 were either exempt, granted a waiver, or non goal-oriented. From the remaining \$1,324,905, the department registered a 14.2% utilization by awarding \$187,490 to certified firms.

FY2014 Dollars Awarded

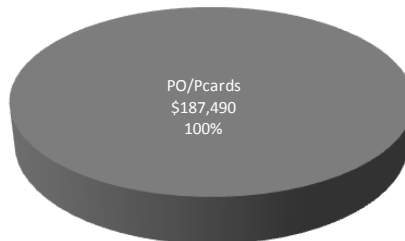
	A	B	C = A+B	D = B/C
Contract Type	Non MWSBE Amount	MWSBE Amount	Total Amount Awarded	MWSBE %
Construction Total	\$0	\$0	\$0	0.0%
Professional Services Total	\$0	\$0	\$0	0.0%
Purchasing Total	\$1,137,415	\$187,490	\$1,324,905	14.2%
Total	\$1,137,415	\$187,490	\$1,324,905	14.2%
Exempt Contracts	\$225,950	\$0	\$225,950	0.0%
Waiver Contracts	\$6,399,000	\$0	\$6,399,000	0.0%
Non-Goal Oriented	\$80,460	\$0	\$80,460	0.0%
Grand Total	\$7,842,825	\$187,490	\$8,030,315	2.3%

FY2014 MWSBE Awards by Vendor Type

	A	B	C=A/Grand Total
Vendor Type	Non MWSBE	MWSBE	Total Award
PO/Pcards	\$1,137,415	\$187,490	\$1,324,905
Total Award	\$1,137,415	\$187,490	\$1,324,905

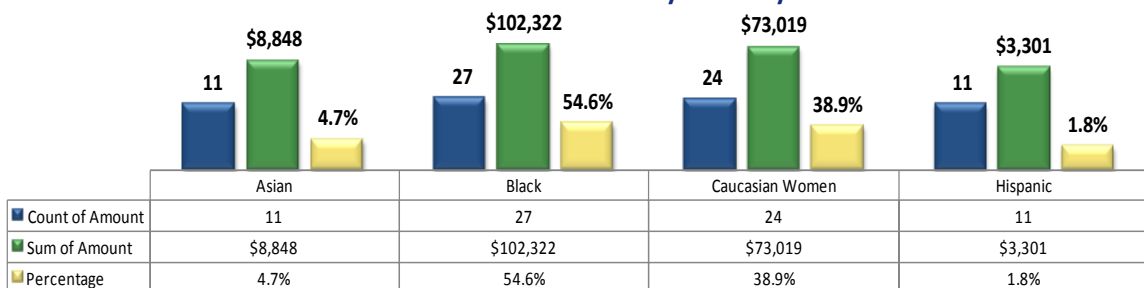
- PO/Pcards do not require the vendor type designated.

FY2014 MWSBE Awards by Certification Type



- PO/Pcards do not require that certification type be designated at the time of purchase.

FY2014 MWSBE Awards by Ethnicity



- The count in each chart represents the number of awards. The percentage represents the portion of dollars awarded to certified firms compared to the total dollar amount awarded to all certified firms.

Houston Police Department

Details by Department

Jul 1, 2013 - Dec 31, 2013

Staffed with 5400 sworn police officers and more than 1600 civilian employees, the Houston Police Department (HPD) is the fifth largest police agency in the United States. The department's divisions include: Auto Theft, Crime Lab, Robbery, Special Operations, and Vice.

Year to date in FY2014, HPD awarded \$33,652,881, of which \$3,826,940 was awarded to certified firms, accounting for 11.4% utilization over all awards. However from this amount, approximately \$16,941,633 was either exempt from MWBE goals, granted a waiver, or non goal-oriented. From the remaining \$16,711,248, the department registered a 22.9% utilization by awarding a total of \$3,826,940 to certified firms.

FY2014 Dollars Awarded

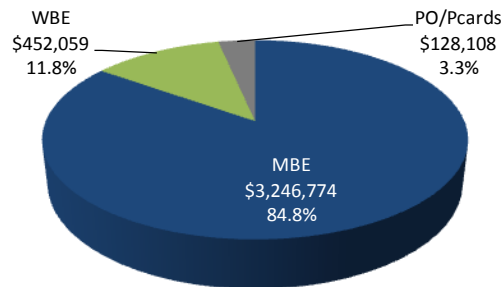
	A	B	C = A+B	D = B/C
Contract Type	Non MWSBE Amount	MWSBE Amount	Total Amount Awarded	MWSBE %
Construction Total	\$0	\$0	\$0	0.0%
Professional Services Total	\$0	\$0	\$0	0.0%
Purchasing Total	\$12,884,307	\$3,826,940	\$16,711,248	22.9%
Total	\$12,884,307	\$3,826,940	\$16,711,248	22.9%
Exempt Contracts	\$4,377,670	\$0	\$4,377,670	0.0%
Waiver Contracts	\$12,416,924	\$0	\$12,416,924	0.0%
Non-Goal Oriented	\$147,039	\$0	\$147,039	0.0%
Grand Total	\$29,825,941	\$3,826,940	\$33,652,881	11.4%

FY2014 MWSBE Awards by Vendor Type

	A	B	C=A/Grand Total
Vendor Type	Non MWSBE	MWSBE	Total Award
Prime Contract	\$11,518,129		\$11,518,129
Subcontract		\$3,698,833	\$3,698,833
PO/Pcards	\$1,366,178	\$128,108	\$1,494,286
Total Award	\$12,884,307	\$3,826,940	\$16,711,248
			22.9%

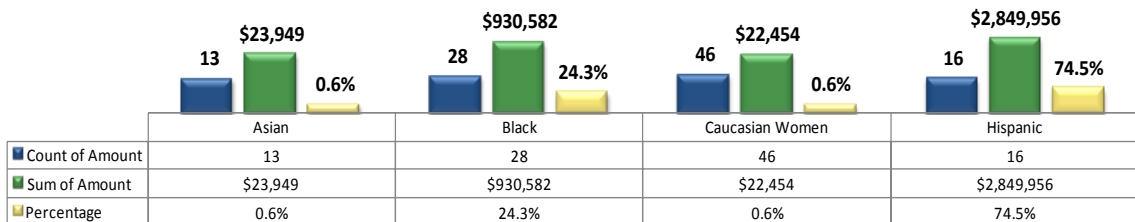
• PO/Pcards do not require the vendor type designated.

FY2014 MWSBE Awards by Certification Type



• PO/Pcards do not require that certification type be designated at the time of purchase.

FY2014 MWSBE Awards by Ethnicity



• The count in each chart represents the number of awards. The percentage represents the portion of dollars awarded to certified firms compared to the total dollar amount awarded to all certified firms.



Municipal Courts Department

Details by Department

Jul 1, 2013 - Dec 31, 2013

The mission of the Municipal Courts Department (MCD) is to provide an accessible legal forum for individuals to have their court matters heard in a fair and efficient manner, while providing a high level of integrity, professionalism and customer service.

Year to date in FY2014, MCD awarded \$8,136,214, of which \$1,223,126 was awarded to certified firms, accounting for 15% utilization over all awards. As there were no exempt, waiver or non goal-oriented contracts, this was the overall percentage of certified firms utilized.

FY2014 Dollars Awarded

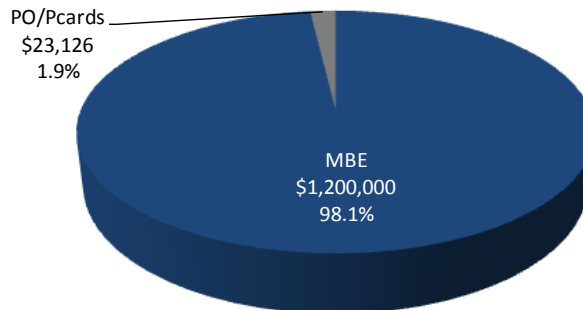
	A	B	C = A+B	D = B/C
Contract Type	Non MWSBE Amount	MWSBE Amount	Total Amount Awarded	MWSBE %
Construction Total	\$0	\$0	\$0	0.0%
Professional Services Total	\$6,800,000	\$1,200,000	\$8,000,000	15.0%
Purchasing Total	\$113,088	\$23,126	\$136,214	17.0%
Total	\$6,913,088	\$1,223,126	\$8,136,214	15.0%
Exempt Contracts	\$0	\$0	\$0	0.0%
Waiver Contracts	\$0	\$0	\$0	0.0%
Non-Goal Oriented	\$0	\$0	\$0	0.0%
Grand Total	\$6,913,088	\$1,223,126	\$8,136,214	15.0%

FY2014 MWSBE Awards by Vendor Type

	A	B	C=A/Grand Total
Vendor Type	Non MWSBE	MWSBE	Total Award
Prime Contract	\$6,800,000		\$6,800,000
Subcontract		\$1,200,000	\$1,200,000
PO/Pcards	\$113,088	\$23,126	\$136,214
Total Award	\$6,913,088	\$1,223,126	\$8,136,214
			15.0%

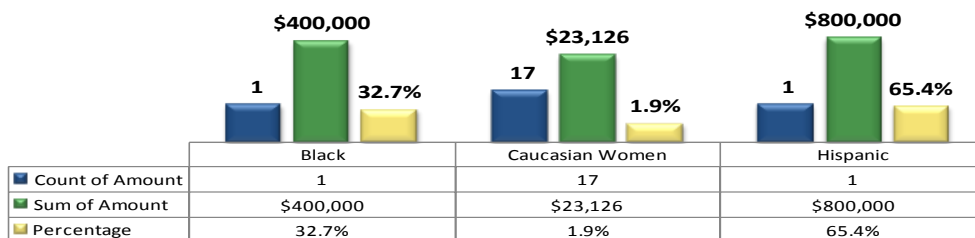
- PO/Pcards do not require the vendor type designated.

FY2014 MWSBE Awards by Certification Type



- PO/Pcards do not require that certification type be designated at the time of purchase.

FY2014 MWSBE Awards by Ethnicity



- The count in each chart represents the number of awards. The percentage represents the portion of dollars awarded to certified firms compared to the total dollar amount awarded to all certified firms.



Fleet Management Department

Details by Department

Jul 1, 2013 - Dec 31, 2013

The mission of the Fleet Management Department (FMD) is to maximize the use and value of the City's vehicle assets. The department partners with other City departments to provide quality services and reliable, safe, and environmentally-efficient vehicles in a cost-effective and transparent manner.

Year to date in FY2014, FMD awarded \$910,784, of which \$30,143 was awarded to certified firms, accounting for a 3.3% utilization over all awards. However of this total, \$214,256 were exempt contracts or granted a waiver. From the remaining \$696,529, the department registered a 4.3% utilization by awarding \$30,143 to certified firms.

FY2014 Dollars Awarded

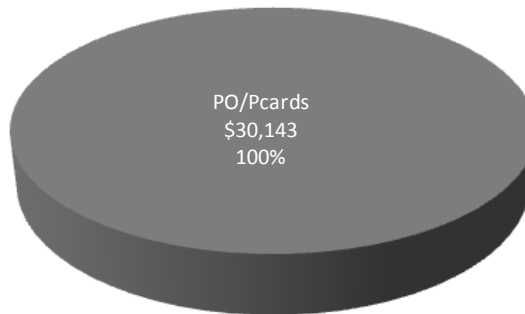
	A	B	C = A+B	D = B/C
Contract Type	Non MWSBE Amount	MWSBE Amount	Total Amount Awarded	MWSBE %
Construction Total	\$0	\$0	\$0	0.0%
Professional Services Total	\$0	\$0	\$0	0.0%
Purchasing Total	\$666,386	\$30,143	\$696,529	4.3%
Total	\$666,386	\$30,143	\$696,529	4.3%
Exempt Contracts	\$135,477	\$0	\$135,477	0.0%
Waiver Contracts	\$78,779	\$0	\$78,779	0.0%
Non-goal Oriented	\$0	\$0	\$0	0.0%
Grand Total	\$880,641	\$30,143	\$910,784	3.3%

FY2014 MWSBE Awards by Vendor Type

	A	B	C=A/Grand Total
Vendor Type	Non MWSBE	MWSBE	Total Award
PO/Pcards	\$666,386	\$30,143	\$696,529
Total Award	\$666,386	\$30,143	\$696,529
			4.3%

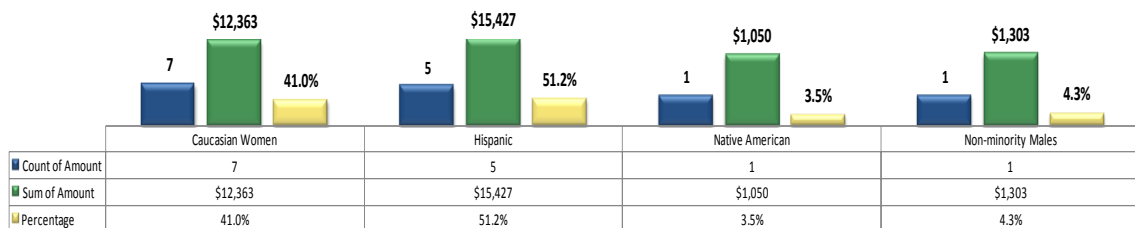
- PO/Pcards do not require the vendor type designated.

FY2014 MWSBE Awards by Certification Type



- PO/Pcards do not require that certification type be designated at the time of purchase.

FY2014 MWSBE Awards by Ethnicity



- The count in each chart represents the number of awards. The percentage represents the portion of dollars awarded to certified firms compared to the total dollar amount awarded to all certified firms.



General Services Department

Details by Department

Jul 1, 2013 - Dec 31, 2013

The General Services Department (GSD) was established in the year 2000 to construct and maintain the City's building portfolio, and providing a comprehensive suite of services to over 300 facilities; representing 7.7 million square feet of occupied space. GSD assists in identifying the appropriate real estate solutions and provides design and construction services for the development of a facility. Divisions include: Asset Management & Strategic Planning, Design & Construction, Financial & Energy Administrative Services, Property Management, and Security Management.

Year to date in FY2014, GSD awarded \$32,343,370, of which \$9,664,514 was awarded to certified firms, accounting for a 29.9% utilization over all awards. However of this total, \$3,860,113 were either granted a waiver, or were non goal-oriented. Even so, 26.8% and 22.3% certified firms were utilized on the non goal-oriented and waiver contracts respectively. From the remaining \$28,483,258, the department registered a 30.4% utilization by awarding \$8,650,358 to certified firms.

FY2014 Dollars Awarded

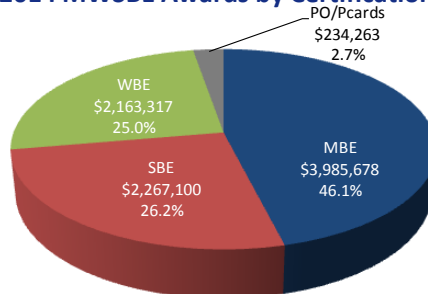
	A	B	C = A+B	D = B/C
Contract Type	Non MWSBE Amount	MWSBE Amount	Total Amount Awarded	MWSBE %
Construction Total	\$13,116,297	\$4,905,081	\$18,021,378	27.2%
Professional Services Total	\$5,744,757	\$3,501,378	\$9,246,135	37.9%
Purchasing Total	\$971,844	\$243,900	\$1,215,745	20.1%
Total	\$19,832,899	\$8,650,358	\$28,483,258	30.4%
Exempt Contracts	\$0	\$0	\$0	0.0%
Waiver Contracts	\$348,000	\$100,000	\$448,000	22.3%
Non-Goal Oriented	\$2,497,957	\$914,156	\$3,412,113	26.8%
Grand Total	\$22,678,856	\$9,664,514	\$32,343,370	29.9%

FY2014 MWSBE Awards by Vendor Type

Vendor Type	A	B	C=A/Grand Total
Vendor Type	Non MWSBE	MWSBE	Total Award
Prime Contract	\$18,514,150	\$3,133,846	\$21,647,996
Subcontract	\$424,879	\$5,282,250	\$5,707,128
PO/Pcards	\$893,871	\$234,263	\$1,128,134
Total Award	\$19,832,899	\$8,650,358	\$28,483,258
			30.4%

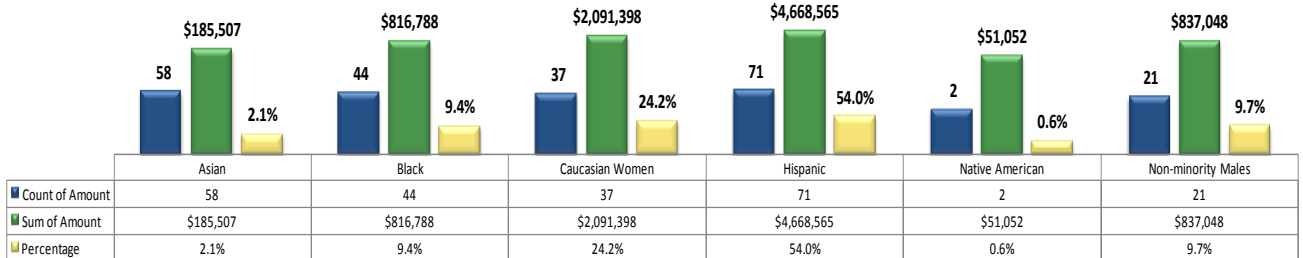
• PO/Pcards do not require the vendor type designated.

FY2014 MWSBE Awards by Certification Type



• PO/Pcards do not require that certification type be designated at the time of purchase.

FY2014 MWSBE Awards by Ethnicity



• The count in each chart represents the number of awards. The percentage represents the portion of dollars awarded to certified firms compared to the total dollar amount awarded to all certified firms.



Houston Airport System

Details by Department

Jul 1, 2013 - Dec 31, 2013

The Houston Airport System (HAS) ranks as one of the largest multi-airport systems in the world. The system consists of: George Bush Intercontinental Airport (IAH)—ranked as the 7th largest U.S. airport, William P. Hobby Airport (HOU), and Ellington Airport (EFD). The 3 airport system serves more than 50 million passengers annually.

Year to date in FY2014, HAS awarded \$24,694,692, of which \$6,175,253 were awarded to certified firms, accounting for 25% utilization over all awards. However of this total, from this amount \$5,564,349 were either exempt, granted a waiver, or non goal-oriented. Even so, 56.2% of waiver contracts and 2.4% of non goal-oriented contracts were awarded to certified firms. From the remaining \$19,130,342, the department registered a 20.1% utilization by awarding \$3,853,009 to certified firms.

This award amount does not include federally funded contracts that are subject to 49CFR Part 26, nor does it include On-call contracts, due to the participation amount being unknown at the time of awards.

FY2014 Dollars Awarded

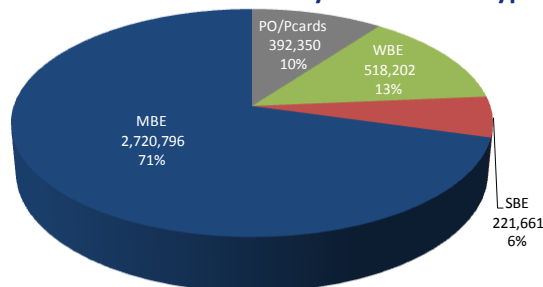
	A	B	C = A+B	D = B/C
Contract Type	Non MWSBE Amount	MWSBE Amount	Total Amount Awarded	MWSBE %
Construction Total	\$5,184,588	\$1,438,384	\$6,622,972	21.7%
Professional Services Total	\$2,962,069	\$868,715	\$3,830,784	22.7%
Purchasing Total	\$7,130,677	\$1,545,910	\$8,676,586	17.8%
Total	\$15,277,334	\$3,853,009	\$19,130,342	20.1%
Exempt Contracts	\$1,278,661	\$0	\$1,278,661	0.0%
Waiver Contracts	\$1,804,160	\$2,318,400	\$4,122,560	56.2%
Non-Goal Oriented	\$159,284	\$3,845	\$163,128	2.4%
Grand Total	\$18,519,439	\$6,175,253	\$24,694,692	25.0%

FY2014 MWSBE Awards by Vendor Type

	A	B	C=A/Grand Total
Vendor Type	Non MWSBE	MWSBE	Total Award
Prime Contract	\$13,206,193	\$1,082,920	\$14,289,113
Subcontract	\$86,194	\$2,377,738	\$2,463,932
PO/Pcards	\$1,984,946	\$392,350	\$2,377,297
Total Award	\$15,277,334	\$3,853,009	\$19,130,342
			20.1%

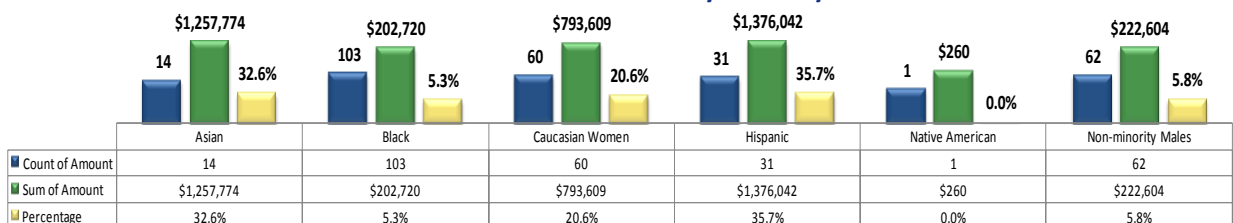
• PO/Pcards do not require the vendor type designated.

FY2014 MWSBE Awards by Certification Type



• PO/Pcards do not require that certification type be designated at the time of purchase.

FY2014 MWSBE Awards by Ethnicity



• The count in each chart represents the number of awards. The percentage represents the portion of dollars awarded to certified firms compared to the total dollar amount awarded to all certified firms.

Planning & Development Department

Details by Department

Jul 1, 2013 - Dec 31, 2013

The Planning and Development Department's (P&D) mission is to work to ensure that Houston remains a vibrant and sustainable city, by partnering with decision makers and the community to balance a spectrum of needs and interests while addressing the dynamics of growth and change.

Year to date in FY2014, P&D awarded \$39,121 of which \$1,019 was awarded to certified firms, accounting for 2.6% utilization over all awards. The low MWSBE percentage is attributed to the fact that all the contracts awarded year to date were either Purchase Orders or Pcards, which do not necessitate a goal.

FY2014 Dollars Awarded

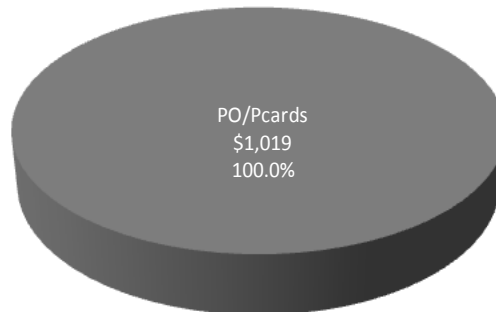
	A	B	C = A+B	D = B/C
Contract Type	Non MWSBE Amount	MWSBE Amount	Total Amount Awarded	MWSBE %
Construction Total	\$0	\$0	\$0	0.0%
Professional Services Total	\$0	\$0	\$0	0.0%
Purchasing Total	\$38,102	\$1,019	\$39,121	2.6%
Total	\$38,102	\$1,019	\$39,121	2.6%
Exempt Contracts	\$0	\$0	\$0	0.0%
Waiver Contracts	\$0	\$0	\$0	0.0%
Non-Goal Oriented	\$0	\$0	\$0	0.0%
Grand Total	\$38,102	\$1,019	\$39,121	2.6%

FY2014 MWSBE Awards by Vendor Type

	A	B	C=A/Grand Total
Vendor Type	Non MWSBE	MWSBE	Total Award
PO/Pcards	\$38,102	\$1,019	\$39,121
Total Award	\$38,102	\$1,019	\$39,121

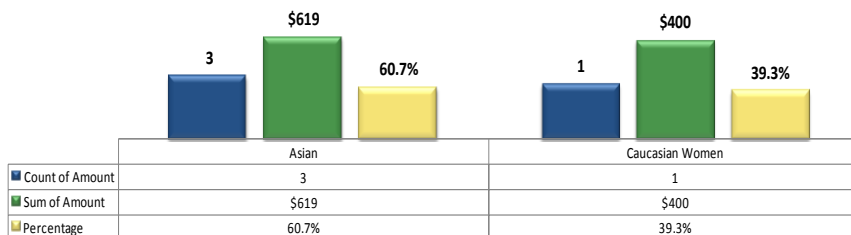
- PO/Pcards do not require the vendor type designated.

FY2014 MWSBE Awards by Certification Type



- PO/Pcards do not require that certification type be designated at the time of purchase.

FY2014 MWSBE Awards by Ethnicity



- The count in each chart represents the number of awards. The percentage represents the portion of dollars awarded to certified firms compared to the total dollar amount awarded to all certified firms.

Public Works and Engineering

Details by Department

Jul 1, 2013 - Dec 31, 2013

The Public Works and Engineering (PWE) department is tasked with providing the range of services integral to maintaining the City's infrastructure. Administration, planning, maintenance, construction management and technical engineering all fall under the umbrella of the department's responsibilities, including distribution of billions of gallons of water, and maintenance of over 16,000 miles of streets.

Year to date in FY2014 PWE awarded \$180,319,096, of which \$41,892,220 was awarded to certified firms, accounting for 23.2% utilization over all awards. However of this total, \$37,920,131 was either exempt from MWSBE goals, granted a waiver, or non goal-oriented. Even so, 41.4% of non goal-oriented contracts, 11.8% of waivers and 1.8% of exempt contracts were awarded to certified firms. From the remaining \$142,398,965, the department registered a 27.3% utilization by awarding \$38,892,563 to certified firms.

FY2014 Dollars Awarded

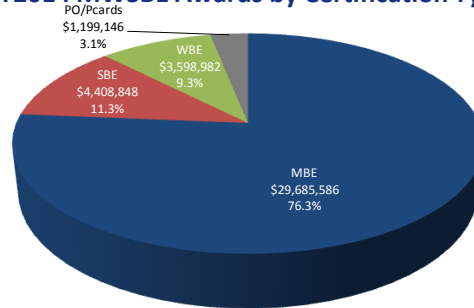
	A	B	C = A+B	D = B/C
Contract Type	Non MWSBE Amount	MWSBE Amount	Total Amount Awarded	MWSBE %
Construction Total	\$64,170,251	\$17,443,476	\$81,613,727	21.4%
Professional Services Total	\$5,217,533	\$8,920,585	\$14,138,118	63.1%
Purchasing Total	\$34,118,619	\$12,528,502	\$46,647,121	26.9%
Total	\$103,506,403	\$38,892,563	\$142,398,965	27.3%
Exempt Contracts	\$28,124,845	\$507,442	\$28,632,287	1.8%
Waiver Contracts	\$4,038,006	\$540,385	\$4,578,391	11.8%
Non Goal Oriented	\$2,757,622	\$1,951,830	\$4,709,453	41.4%
Grand Total	\$138,426,875	\$41,892,220	\$180,319,096	23.2%

FY2014 MWSBE Awards by Vendor Type

	A	B	C=A/Grand Total
Vendor Type	Non MWSBE	MWSBE	Total Award
Prime Contract	\$97,470,410	\$15,739,032	\$113,209,442
Subcontract	\$240,664	\$21,954,384	\$22,195,048
PO/Pcards	\$5,795,328	\$1,199,146	\$6,994,475
Total Award	\$103,506,403	\$38,892,563	\$142,398,965
			27.3%

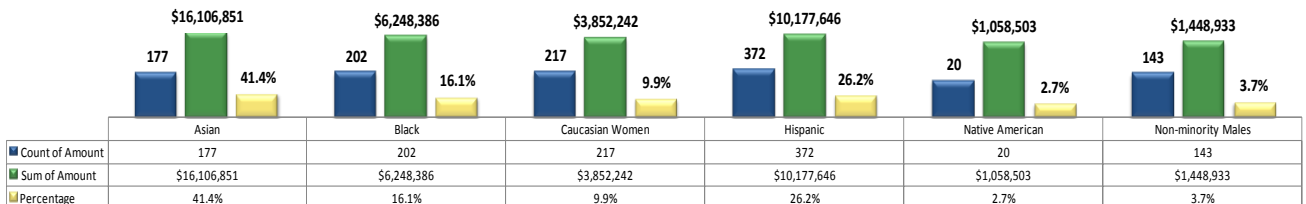
- PO/Pcards do not require the vendor type designated.

FY2014 MWSBE Awards by Certification Type



- PO/Pcards do not require that certification type be designated at the time of purchase.

FY2014 MWSBE Awards by Ethnicity



- The count in each chart represents the number of awards. The percentage represents the portion of dollars awarded to certified firms compared to the total dollar amount awarded to all certified firms.



Solid Waste Management Department

Details by Department

Jul 1, 2013 - Dec 31, 2013

The Solid Waste Management Department (SWMD) provides solid waste services to Houstonians through the collection, disposal, and recycling of discarded material in an efficient and environmentally cost effective manner. The department is responsible for solid waste services to over 423,000 households (of which 376,820 homes are directly serviced by the department).

Year to date in FY2014, SWMD awarded \$19,461,022, of which \$958,215 was awarded to certified firms, accounting for the 4.9% utilization over all awards. However, of this total approximately \$14,291,533 were exempt from MWSBE goals or granted a waiver. From the remaining \$5,169,489, the department registered an 18.5% utilization by awarding \$958,215 to certified firms.

FY2014 Dollars Awarded

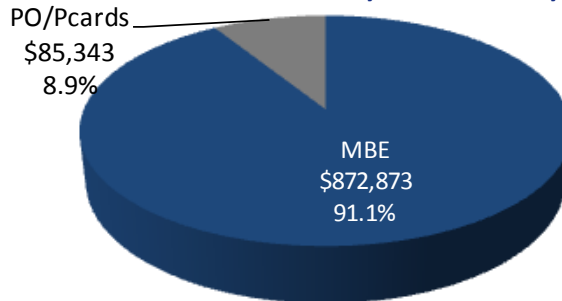
	A	B	C = A+B	D = B/C
Contract Type	Non MWSBE Amount	MWSBE Amount	Total Amount Awarded	MWSBE %
Construction Total	\$0	\$0	\$0	0.0%
Professional Services Total	\$188,060	\$59,388	\$247,448	24.0%
Purchasing Total	\$4,023,213	\$898,828	\$4,922,041	18.3%
Total	\$4,211,274	\$958,215	\$5,169,489	18.5%
Exempt Contracts	\$12,353,186	\$0	\$12,353,186	0.0%
Waiver Contracts	\$1,938,347	\$0	\$1,938,347	0.0%
Non-Goal Oriented	\$0	\$0	\$0	0.0%
Grand Total	\$18,502,807	\$958,215	\$19,461,022	4.9%

FY2014 MWSBE Awards by Vendor Type

	A	B	C=A/Grand Total
Vendor Type	Non MWSBE	MWSBE	Total Award
Prime Contract	\$4,051,142		\$4,051,142
Subcontract		\$872,873	\$872,873
PO/Pcards	\$160,132	\$85,343	\$245,474
Total Award	\$4,211,274	\$ 958,215	\$5,169,489
			18.5%

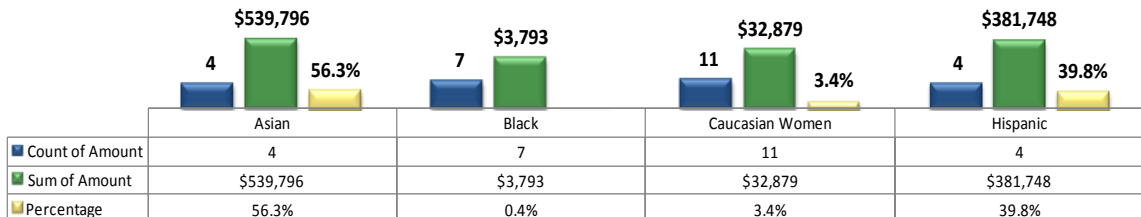
• PO/Pcards do not require the vendor type designated.

FY2014 MWSBE Awards by Certification Type



• PO/Pcards do not require that certification type be designated at the time of purchase.

FY2014 MWSBE Awards by Ethnicity



• The count in each chart represents the number of awards. The percentage represents the portion of dollars awarded to certified firms compared to the total dollar amount awarded to all certified firms.

Department of Neighborhoods

Details by Department

Jul 1, 2013 - Dec 31, 2013

Established in 2011, the Department of Neighborhoods (DON) serves as a centralized source of services and resources for residents. Through its seven divisions, the department provides citizen assistance, gang prevention outreach, inspections and the reduction of blight and substandard residential property, signs code enforcement and programs focusing on education, the concerns of people with disabilities, international communities and volunteerism. The department works in collaboration with other City departments and community partners to improve neighborhoods and help make Houston a better place to live.

Year to date in FY2014 DON awarded \$873,494, of which \$91,632 was awarded to certified firms, accounting for a 10.5% utilization over all awards. As there were no exempt contracts, waivers, or non goal-oriented contracts, this was the overall percentage of certified firms utilized.

FY2014 Dollars Awarded $C = A+B$ $D = B/C$

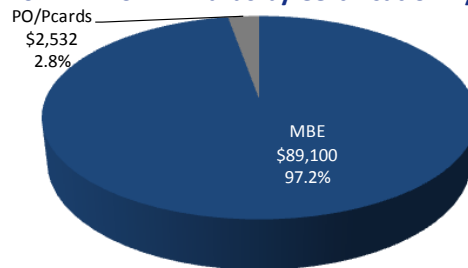
Contract Type	Non MWSBE Amount	MWSBE Amount	Total Amount Awarded	MWSBE %
Construction Total	\$0	\$0	\$0	0.0%
Professional Services Total	\$0	\$0	\$0	0.0%
Purchasing Total	\$781,862	\$91,632	\$873,494	10.5%
Total	\$781,862	\$91,632	\$873,494	10.5%
Exempt Contracts	\$0	\$0	\$0	0.0%
Waiver Contracts	\$0	\$0	\$0	0.0%
Non-Goal Oriented	\$0	\$0	\$0	0.0%
Grand Total	\$781,862	\$91,632	\$873,494	10.5%

FY2014 MWSBE Awards by Vendor Type A B $C=A/Grand\ Total$

Vendor Type	Non MWSBE	MWSBE	Total Award	Percent
Prime Contract	\$720,900		\$720,900	0.0%
Subcontract		\$89,100	\$89,100	10.2%
PO/Pcards	\$60,962	\$2,532	\$63,494	0.3%
Total Award	\$781,862	\$91,632	\$873,494	10.5%

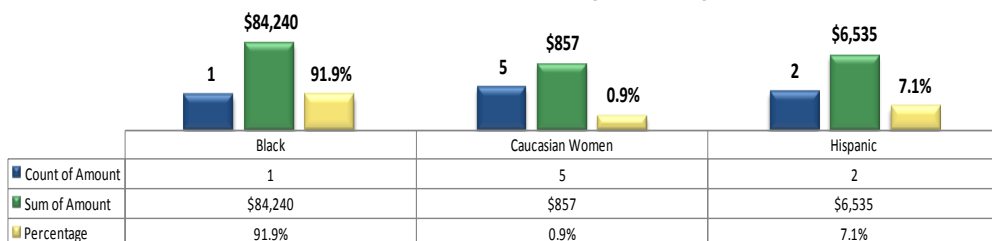
- PO/Pcards do not require the vendor type designated.

FY2014 MWSBE Awards by Certification Type



- PO/Pcards do not require that certification type be designated at the time of purchase.

FY2014 MWSBE Awards by Ethnicity



- The count in each chart represents the number of awards. The percentage represents the portion of dollars awarded to certified firms compared to the total dollar amount awarded to all certified firms.

Health and Human Services

Details by Department

Jul 1, 2013 - Dec 31, 2013

The Health and Human Services Department (HHS) provides traditional public health services and seeks to use innovative methods to meet the community's present and future needs. The department conducts numerous projects, one of which is the AIM project, whereby HHS employees go door-to-door in selected neighborhoods performing assessments, linking residents to services and providing immediate follow-up. The department also partners with nonprofit health centers and hospital district primary care clinics to enhance access to services for residents and improve the city's health profile.

Year to date in FY2014, HHS awarded \$5,987,740, of which \$74,642 was awarded to certified firms, accounting for 1.2% utilization over all awards. However of this total, \$4,568,141 was either exempt from MWSBE goals, granted a waiver, or non goal-oriented. From the remaining total of \$1,419,599, the department registered a 5.3% utilization by awarding \$74,642 to certified firms.

FY2014 Dollars Awarded

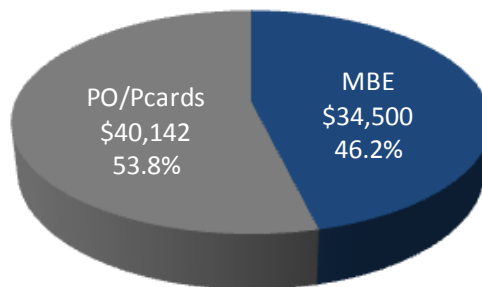
	A	B	C = A+B	D = B/C
Contract Type	Non MWSBE Amount	MWSBE Amount	Total Amount Awarded	MWSBE %
Construction Total	\$0	\$0	\$0	0.0%
Professional Services Total	\$0	\$0	\$0	0.0%
Purchasing Total	\$1,344,958	\$74,642	\$1,419,599	5.3%
Total	\$1,344,958	\$74,642	\$1,419,599	5.3%
Exempt Contracts	\$197,831	\$0	\$197,831	0.0%
Waiver Contracts	\$4,308,310	\$0	\$4,308,310	0.0%
Non-goal oriented	\$62,000	\$0	\$62,000	0.0%
Grand Total	\$5,913,099	\$74,642	\$5,987,740	1.2%

FY2014 MWSBE Awards by Vendor Type

	A	B	C=A/Grand Total
Vendor Type	Non MWSBE	MWSBE Total Award	Percent
Prime Contract	\$336,500	\$336,500	0.0%
Subcontract	\$34,500	\$34,500	2.4%
PO/Pcards	\$1,008,458	\$40,142	2.9%
Total Award	\$1,344,958	\$74,642	5.3%

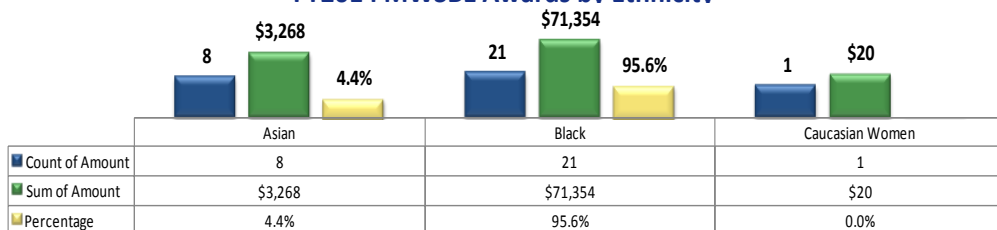
- PO/Pcards do not require the vendor type designated.

FY2014 MWSBE Awards by Certification Type



- PO/Pcards do not require that certification type be designated at the time of purchase.

FY2014 MWSBE Awards by Ethnicity



- The count in each chart represents the number of awards. The percentage represents the portion of dollars awarded to certified firms compared to the total dollar amount awarded to all certified firms.



Housing and Community Development

Details by Department

Jul 1, 2013 - Dec 31, 2013

The City of Houston's Housing and Community Development Department (HCDD) provides the leadership and financing to make affordable housing and neighborhood revitalization happen in Houston. Currently, the Department administers over \$100 million dollars annually in various federal, state and local programs. From investing in neighborhood parks, multifamily communities and economic development, to providing first-time homebuyer assistance and funds to serve the homeless, elderly and disabled — HCDD works to improve the quality of life for Houston's neighborhoods and families.

Year to date in FY2014, HCDD awarded \$18,356,369, of which \$1,573,035 was awarded to certified firms, amounting to an 8.6% utilization. From this amount, \$200,926 were exempt contracts. From the remaining \$18,155,443, the department registered a utilization of 8.7% by awarding \$1,573,035 to certified firms.

FY2014 Dollars Awarded

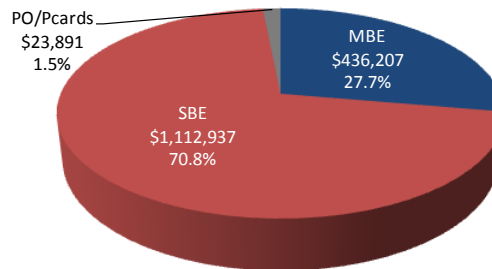
Contract Type	A		B		C = A+B		D = B/C	
	Non MWSBE Amount	MWSBE Amount	Total Amount Awarded	MWSBE %				
Construction Total	\$15,908,396	\$1,549,144	\$17,457,540	8.9%				
Professional Services Total	\$130,000	\$0	\$130,000	0.0%				
Purchasing Total	\$544,012	\$23,891	\$567,903	4.2%				
Total	\$16,582,408	\$1,573,035	\$18,155,443	8.7%				
Exempt Contracts	\$200,926	\$0	\$200,926	0.0%				
Waiver Contracts	\$0	\$0	\$0	0.0%				
Non-Goal Oriented	\$0	\$0	\$0	0.0%				
Grand Total	\$16,783,334	\$1,573,035	\$18,356,369	8.6%				

FY2014 MWSBE Awards by Vendor Type

Vendor Type	A		B		C=A/Grand Total	
	Non MWSBE	MWSBE	Total Award	Percent		
Prime Contract	\$16,172,279		\$16,172,279	0.0%		
Subcontract	\$0	\$1,549,144	\$1,549,144	8.6%		
PO/Pcards	\$410,129	\$23,891	\$434,020	0.1%		
Total Award	\$16,582,408	\$1,573,035	\$18,155,443	8.7%		

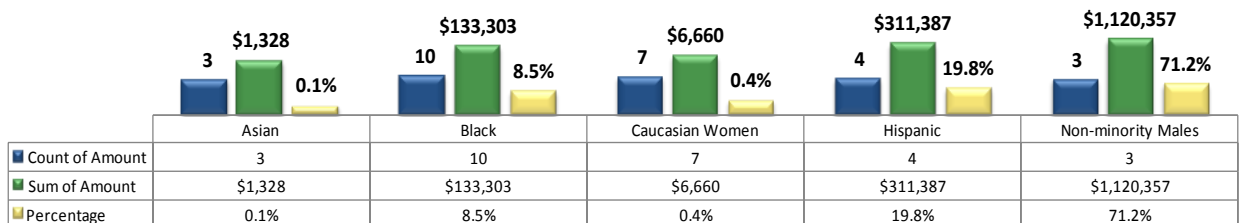
• PO/Pcards do not require the vendor type designated.

FY2014 MWSBE Awards by Certification Type



• PO/Pcards do not require that certification type be designated at the time of purchase.

FY2014 MWSBE Awards by Ethnicity



• The count in each chart represents the number of awards. The percentage represents the portion of dollars awarded to certified firms compared to the total dollar amount awarded to all certified firms.

Houston Public Library

Details by Department

Jul 1, 2013 - Dec 31, 2013


The Houston Public Library (HPL) serves a population of 2.1 million over 634 square miles. HPL includes the Central Library, 3 Special Collection Libraries including the Houston Metropolitan Research Center, the Clayton Center for Genealogical Research, and the African-American Library at the Gregory School, 4 Regional Libraries, 31 Neighborhood Libraries, 4 Express Libraries, 1 Mobile express Library, and 1 Satellite Library.

Year to date in FY2014, HPL awarded \$3,229,961 of which \$45,033 was awarded to certified firms, amounting to a 1.4% utilization over all awards. From this amount, \$3,000,000 were awarded to contracts with waivers. From the remaining \$229,961, \$45,033 was awarded to certified firms amounting to a utilization of 19.6%

FY2014 Dollars Awarded

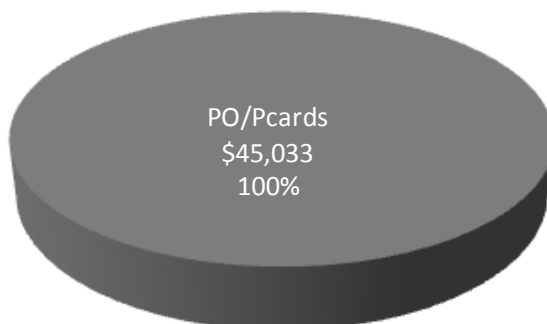
	A	B	C = A+B	D = B/C
Contract Type	Non MWSBE Amount	MWSBE Amount	Total Amount Awarded	MWSBE %
Construction Total	\$0	\$0	\$0	0.0%
Professional Services Total	\$0	\$0	\$0	0.0%
Purchasing Total	\$184,928	\$45,033	\$229,961	19.6%
Total	\$184,928	\$45,033	\$229,961	19.6%
Exempt Contracts	\$0	\$0	\$0	0.0%
Waiver Contracts	\$3,000,000	\$0	\$3,000,000	0.0%
Non-Goal Oriented	\$0	\$0	\$0	0.0%
Grand Total	\$3,184,928	\$45,033	\$3,229,961	1.4%

FY2014 MWSBE Awards by Vendor Type

		A	B	C=A/Grand Total	
Vendor Type		Non MWSBE	MWSDBE	Total Award	Percent
PO/Pcards		\$184,928	\$45,033	\$229,961	19.6%
Total Award		\$184,928	\$45,033	\$229,961	19.6%

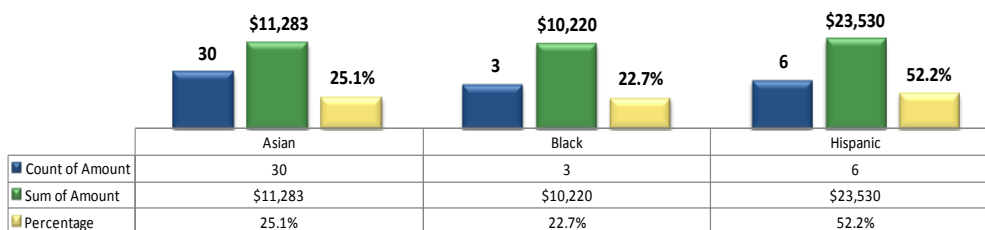
- PO/Pcards do not require the vendor type designated.

FY2014 MWSBE Awards by Certification Type



- PO/Pcards do not require that certification type be designated at the time of purchase.

FY2014 MWSBE Awards by Ethnicity



- The count in each chart represents the number of awards. The percentage represents the portion of dollars awarded to certified firms compared to the total dollar amount awarded to all certified firms.



Houston Parks and Recreation Department

Details by Department

Jul 1, 2013 - Dec 31, 2013

The Houston Parks and Recreation Department (HPARD) stewards & manages over 37,832 acres of parkland & greenspace for the City of Houston; develops & implements recreational programming for citizens of all abilities; maintains greenspace for the Houston Public Library and the Houston Health Department and manages all PRD facilities.

Year to date in FY2014, HPARD awarded \$1,761,565, of which \$83,196 was awarded to certified firms, accounting for a 4.7% utilization over all awards. However, from this amount \$432,045 were either exempt, granted a waiver, or non goal-oriented contracts. From the remaining total of \$1,329,520, the department registered a 6.3% utilization by awarding \$83,196 to certified firms. The Purchasing total consisted entirely of Purchase Orders and Pcards, which do not necessitate a goal, accounting for the lower MWSBE percent year to date.

FY2014 Dollars Awarded

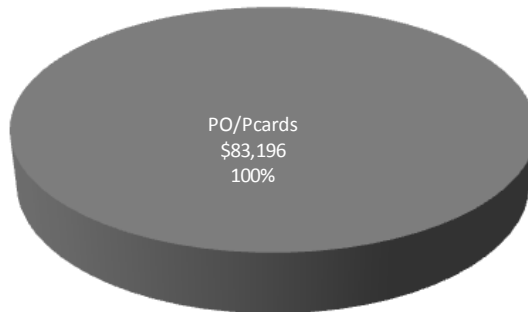
	A	B	C = A+B	D = B/C
Contract Type	Non MWSBE Amount	MWSBE Amount	Total Amount Awarded	MWSBE %
Construction Total	\$0	\$0	\$0	0.0%
Professional Services Total	\$0	\$0	\$0	0.0%
Purchasing Total	\$1,246,324	\$83,196	\$1,329,520	6.3%
Total	\$1,246,324	\$83,196	\$1,329,520	6.3%
Exempt Contracts	\$251,225	\$0	\$251,225	0.0%
Waiver Contracts	\$0	\$0	\$0	0.0%
Non-Goal Oriented	\$180,820	\$0	\$180,820	0.0%
Grand Total	\$1,678,369	\$83,196	\$1,761,565	4.7%

FY2014 MWSBE Awards by Vendor Type

	A	B	C=A/Grand Total
Vendor Type	Non MWSBE	MWSBE	Total Award
PO/Pcards	\$1,246,324	\$83,196	\$1,329,520
Total Award	\$1,246,324	\$83,196	\$1,329,520

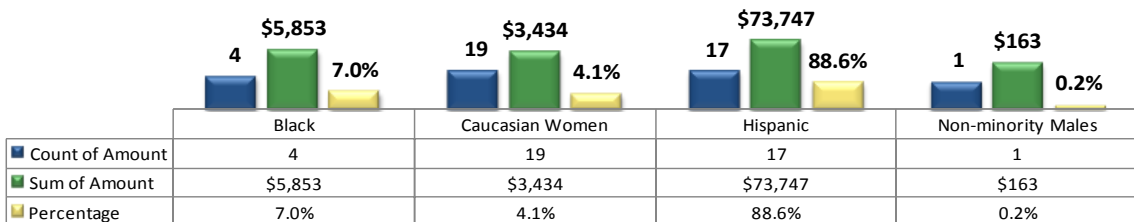
• PO/Pcards do not require the vendor type designated.

FY2014 MWSBE Awards by Certification Type



• PO/Pcards do not require that certification type be designated at the time of purchase.

FY2014 MWSBE Awards by Ethnicity



• The count in each chart represents the number of awards. The percentage represents the portion of dollars awarded to certified firms compared to the total dollar amount awarded to all certified firms.





Table of Contents

APPENDIX A: Citywide Exempt Contracts	31-32
APPENDIX B: Contracts by Council District	33
APPENDIX C: Disadvantaged Business Enterprise (DBE) Contracts	34



FY2014 Citywide Exempt Contracts

Dept	Justification	Contract Title	Amount
FMD	Interlocal Agreement	2 Police Utility Vehicles S34-E24709-2	\$58,628
FMD	Interlocal Agreement	Purchase of Office furniture from the State of Texas Procurement and Support Services Contract for FMD	\$76,849
HAS	Interlocal Agreement	Microsoft Licence Agreement for HITS S17/H24683	\$1,278,661
HCD	Interlocal Agreement	Purchase of 4 Intermediate Hybrid Sedans for HCD	\$200,926
HFD	Interlocal Agreement	Purchase of Ambulance Cabs & Chasis for HFD S38-E24747-H	\$225,950
HHS	Interlocal Agreement	Purchase of Yellow Fever Vaccine for HHS	\$59,111
HHS	Interlocal Agreement	Purchase of Meningococcal Vaccine for HHS	\$138,720
HITS	Interlocal Agreement	High School Student Interns for Various Departments	
HITS	Interlocal Agreement DIR	Approve the Purchase of Professional Services, Equipment, Software and Licenses for the Identify and Access Management (IAM) Project through the Texas Department of Information Resources Master Agreement	\$850,000
HITS	Interlocal Agreement	Purchase of Professional Services through the Houston-Galveston Area Council for the Houston Information Technology Services	\$122,144
HPARD	Co-Op Buyboard	Purchase of Grounds Maintenance Equipment through Texas Local Government Cooperative (BuyBoard) and H-GAC for PRD	\$142,630
HPARD	Interlocal Agreement	Purchase of Grounds Maintenance Equipment through Texas Local Government Cooperative (BuyBoard) and H-GAC for PRD	\$56,315
HPARD	Interlocal Agreement	Purchase of Trees of Various Types & Sizes for HPARD	\$52,280
HPD	Interlocal Agreement	Patrol Vehicles Through HGAC S34-E24709	\$2,573,211
HPD	Interlocal Agreement	Purchase of a Generator & Associated Equipment for HPD	\$73,711
HPD	Interlocal Agreement	Purchase of 14 Police Interceptor Patrol Vehicles S34-E24709	\$392,284
HPD	Interlocal Agreement	Van Equipped Mobile X-ray Imaging for HPD S49-E24692-ILA	\$694,231
HPD	Interlocal agreement CCG	Approve an ordinance awarding a Contract through the Council on Competitive Government Assisted Legal & Investigative Research (CLAIR) Contract for Subscription of CLEAR Services with West, a Thomson Reuters, for HPD	\$277,860
HPD	Co-Op Buyboard	Purchase of Night Vision Surveillance Equipment through the Texas Local Government Purchasing Cooperative (Buyboard) for the Houston Police Department	\$366,373
LGL	Co-Op U.S. Communities	Representation for City in Pending Litigation With Xerox State & Local Solutions / ACS	\$475,000
MYR	Interlocal Agreement	Approve the Purchase of Software Enhancements and Support Services from the General Services Administration Schedule 70 Contract through the Cooperative Purchasing Program for the Mayor's Office of Public Safety and Homeland Security/S17-H24818	\$175,000
MYR	Interlocal Agreement DIR	Purchase of Wireless Camera Equipment and Services for the Public Safety Video Initiative through the City's Master Agreement with Texas Department of Information Resources	\$982,199
MYR	Interlocal Agreement DIR	Purchase of Wireless Camera Equipment and Services for the Public Safety Video Initiative	\$683,222
PWE	Interlocal Agreement	Litter Removal & Disposal Services for PWE S55-E24604	\$7,919,937
PWE	Interlocal Agreement	Grounds Maintenance Services for PWE DWO & WW S55/L24396	\$15,632,361
PWE	Emergency	Emergency Pump Repair for PWE	\$69,297
PWE	Interlocal Agreement DIR	Professional Service & Equipment for Development of a Radio Communications Tower for PWE	\$507,442
PWE	Interlocal Agreement	Purchase of Electrical Circuit Breakers from the State of Texas Procurement and Support Services Contract for PWE	\$69,773
PWE	Interlocal Agreement	Aggregate Asphaltic for Various Departments	\$1,099,790
PWE	Interlocal Agreement	Purchase of Earth Moving Equipment, Boom Lifts and Trailers through the Houston Galveston Area	\$3,333,687
SPD	Interlocal Agreement	Purchase of Automotive Tools & Equipment S36-S24591-S	\$1,219,800
SPD	Interlocal Agreement	Purchase of Telecommunication Services S17-H24611	\$9,900,000
SPD	Interlocal Agreement	Retail Maintenance, Repair, and Operating Supplies for Various Departments	
SPD	Interlocal Agreement	Purchase of Medium and Heavy Duty Cabs & Chassis and Truck Bodies Including Sewer Vacuum and Wreckers through HGAC for Various Departments S40-E24727-H	\$3,658,291
SPD	Interlocal Agreement	Purchase of Medium and Heavy Duty Cabs & Chassis and Truck Bodies Including Sewer Vacuum and Wreckers through HGAC S40-E24727-H	\$3,246,361
SWMD	No opportunity - contract for landfill space	Landfill Service Contracts for Heavy Trash at Type IV Landfills located in the NE, SE, and SW Quadrants of the City. #C31474A	
SWMD	Interlocal Agreement	Refuse & Recycling Trucks for SWD S38-E24658-B & H	\$1,349,808
SWMD	Co-Op	Purchase of Refuse & Recycling Trucks for SWMD	\$138,782
SWMD	Co-Op	Purchase Refuse 7 Recycling Trucks for SWMD	\$2,417,452
SWMD	Co-Op	Purchase of Refuse & Recycling Trucks for SWMD	\$1,500,128
SWMD	Interlocal Agreement	Purchase of Refuse & Recycling Trucks for SWMD	\$665,170
SWMD	Interlocal Agreement	Purchase of Automated Recycling Carts for SWMD	\$3,971,250
SWMD	Interlocal Agreement	Purchase of Refuse and Recycling Trucks through the Texas Local Government Purchasing Cooperative	\$2,310,596
Total			\$68,965,230

*Departments are required to request a 0% goal waiver from OBO, however in some cases a department has requested a 0% goal directly from City Council.





FY2014 Citywide Contracts with Waivers

Dept	Justification	Contract Title	Amount
ARA	Sole Source	An Ordinance approving a contract for Neuter Services on dogs and cats in neighborhoods	
FMD	Sole Source	Formal Bid Received for a Fuel Trailer for the Fleet Management Department.	\$78,779
GSD	Non-Divisible	Master Plan for Houston Public Library E-000189-0001-3	\$348,000
GSD	Non-Divisible	Task Order Contract for Professional Construction Management and Inspection Services	\$100,000
HAS	Non-Divisible	Pick-Up, Removal & Disposal of USDA Regulated Garbage for HAS S55-E24650	\$943,460
HAS	Direct ship from Vendor	Airfield Lighting for HAS S32-S24327	\$3,179,100
HFD	Drop shipment from manufacturer	EMS Gloves for the Fire Department.	
HFD	No available MWSBEs	Professional Staffing Services for HFD	\$6,399,000
HHS	Non-Divisible	Rapid Diagnostic HIV Test Kits for HHS S36-S24454	\$1,001,601
HHS	Non-Divisible	Clinical Management Information System for HHS S29-T24432	\$1,647,304
HHS	Sole Source	Software Product License & Software Product Services for HDHS	\$511,771
HHS	Non-Divisible	An Ordinance approving new contracts for the integration of behavioral and medical care services for chronically homeless individuals with various Contractors.	\$779,301
HHS	Non-Divisible	An Ordinance approving new contracts for the integration of behavioral and medical care services for chronically homeless individuals	\$368,333
HITS	No available MWSBEs	Proofpoint Archiving Governance Enterprise Security Software & Support for HITS S55-E24696	\$623,657
HITS	Sole Source	Microsoft Software & License Maintenance Services for City Desktops	
HITS	Non-Divisible	Citywide Cisco Smartnet Maintenance Agreement S17-H24705	\$1,572,046
HPD	Non-Divisible	Conducted Energy Devices (CED's) Accessories, Supplies & Repair Services for HPD	\$9,500,000
HPD	Sole Source	Forensic Equipment, Supplies & Repair Service for HPD S51-S24493	\$593,442
HPD	No available MWSBEs	Interpreter & Closed Captioned Services for the Deaf & Hearing Impaired for HPD & DONS S30-Q24350	\$440,900
HPD	Non-Divisible	Purchase of Verizon Data Air Cards for HPD S33-E24687	\$1,527,198
HPD	Sole Source	Personal Radiation Monitors for HPD S40-E24706	\$83,700
HPD	Authorized Supplier Only Contract	MD Helicopter Replacement Parts for HPD. S48-S23976	
HPD	No available MWSBEs	On Site Training Program for Firearms Examiners for HPD	\$153,542
HPD	No available MWSBEs	Purchase of specialized training for The Houston Police Department Tactical Operations Division (Bomb Squad)	\$118,142
HPL	Non-Divisible	Periodicals,Serials & Newspaper Subscription Services for HPL.	\$3,000,000
HR	Non-Divisible	Employee Biometric Screening for HR S17-L24567	\$425,800
LGL	No available MWSBEs	Contract for legal services with Jackson, Sjoberg, McCarthy, & Townsend, L.L.P.	\$900,000
PWE	No available MWSBEs	Remove Existing Oil Circuit Breakers & Associated Equipment & Furnish & Install New Gas Circuit Breakers for PWE S50-C24542	\$2,282,874
PWE	Direct ship from Vendor	Purchase 58 Gasoline Powered 4 Door 2 Wheel Drive Utility Vehicles S34-S24417-A2	\$1,006,358
PWE	Direct ship from Vendor	Purchase of Two 7 Passenger Vans and One Sedan for PWE S34-S24417-A2	\$57,392
PWE	Direct ship from Vendor	Purchase of Utility Vehicles S34-S24417-A2	\$498,212
PWE	Non-Divisible	Awarding a Web-Based Automated Submeter Data Collection System for the PWE Department. S37-T22456	
PWE	Non-Divisible	Traffic Signal Control Hardware for PWE S51-S24062	\$540,385
PWE	Sole Source	Automated Bill Collection and Payment Processing Services for the PWE Department.	
PWE	Drop shipment	Signpost and Associated Hardware for the PWE.	
PWE	Drop Shipment	Formal Bids Received for a Truck-Mounted Boom Crane for the Public Works & Engineering Department	\$128,170
PWE	Sole Source	Approve the Sole Source Purchase of Cage Mill Flash Dryer Replacement Parts for the Public Works & Engineering Department	\$65,000
SPD	Non-Divisible	Elevators, Escalators, Booklifts & Manlifts Maintenance & Repair S33-L24485	\$3,969,144
SPD	Non-Divisible	Purchase of Software Master Subscription & Service Agreement for eCivis Grants Network System for Various Depts. S17-H24665	\$175,000
SPD	Drop Shipment	Sole Bid Received for Automotive Peterbilt Truck Repair Service & Replacement Parts for Various Departments	\$1,536,704
SWMD	Non-Divisible	Refuse & Recycling Trucks for SWD S38-E24658-B & H	\$1,938,347
Total			\$46,492,662

Exempt Contracts \$68,965,230

Waiver Contracts \$46,492,662

Total Exempt & Waiver Contracts \$115,457,892

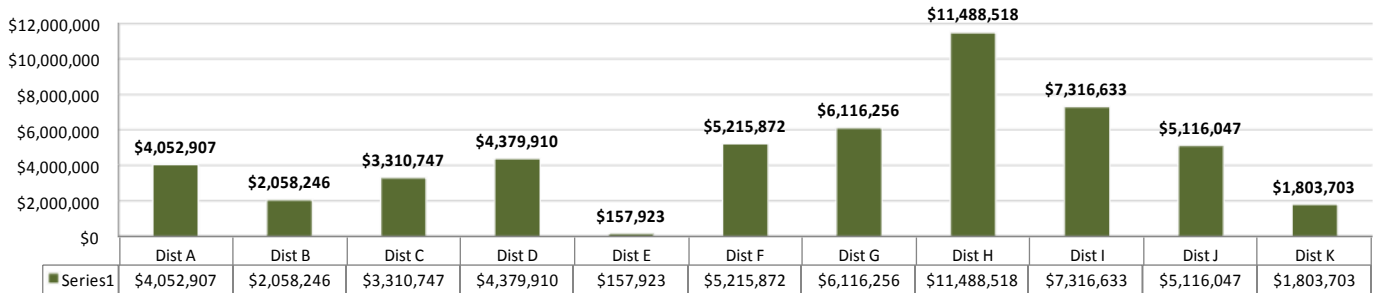




The City of Houston certifies businesses throughout a 10-county (Harris, Montgomery, San Jacinto, Liberty, Chambers, Galveston, Brazoria, Fort Bend, Waller, Austin) area. As such, this data does not show overall MWSBE participation.

**FY2014 Awarded Contracts to Certified Firms
by Council District**

The charts below represent the amount awarded by Council District for certified firms only. The data includes construction contracts, professional services contracts, purchasing contracts, purchase orders and Pcards. Exempt and non goal-oriented contracts are excluded.



Council District	Asian	Black	Caucasian Women	Hispanic	Native American	Non-minority Males	Grand Total
Dist A	\$1,296,379	\$135,290	\$60,453	\$1,573,274	\$717,188	\$270,322	\$4,052,907
Dist B	\$1,005,949	\$92,013	\$208,754	\$749,131		\$2,399	\$2,058,246
Dist C	\$260,229	\$52,001	\$835,335	\$2,085,614		\$77,568	\$3,310,747
Dist D	\$1,036,855	\$3,320,252	\$6,098	\$15,691		\$1,014	\$4,379,910
Dist E		\$1,575	\$73,848	\$82,500			\$157,923
Dist F	\$1,469,449	\$2,449,508	\$103,173	\$1,193,742			\$5,215,872
Dist G	\$498,555	\$1,418,198	\$1,289,044	\$2,903,039		\$7,420	\$6,116,256
Dist H	\$7,748,059	\$1,648	\$1,536,516	\$2,006,402	\$3,433	\$192,460	\$11,488,518
Dist I	\$24,439	\$214,018	\$222,492	\$6,855,685			\$7,316,633
Dist J	\$2,634,966	\$817,563	\$358,336	\$153,574	\$38,671	\$1,112,937	\$5,116,047
Dist K	\$352,619	\$871,726	\$30,493	\$172,609		\$376,256	\$1,803,703
Non Council District	\$1,828,036	\$4,022,663	\$3,707,842	\$14,457,204	\$351,573	\$1,599,685	\$25,967,002
Grand Total	\$18,155,535	\$13,396,455	\$8,432,385	\$32,248,464	\$1,110,865	\$3,640,061	\$76,983,765

Council District	Number of Certified Firms	Number of Certified Firms with Contracts	Percentage of Utilization
Dist A	144	35	24.3%
Dist B	119	20	16.8%
Dist C	174	36	20.7%
Dist D	106	22	20.8%
Dist E	40	3	7.5%
Dist F	105	19	18.1%
Dist G	151	25	16.6%
Dist H	87	36	41.4%
Dist I	110	20	18.2%
Dist J	118	31	26.3%
Dist K	93	18	19.4%
Non Council District	1010	152	15.0%
Grand Total	2257	417	18.5%

Council District	Female	Male	Grand Total
Dist A	\$ 129,174	\$ 3,923,732	\$ 4,052,907
Dist B	\$ 359,267	\$ 1,698,978	\$ 2,058,246
Dist C	\$ 935,978	\$ 2,374,769	\$ 3,310,747
Dist D	\$ 762,836	\$ 3,617,074	\$ 4,379,910
Dist E	\$ 73,848	\$ 84,075	\$ 157,923
Dist F	\$ 112,812	\$ 5,103,061	\$ 5,215,872
Dist G	\$ 5,361,086	\$ 755,170	\$ 6,116,256
Dist H	\$ 2,335,446	\$ 9,153,072	\$ 11,488,518
Dist I	\$ 222,492	\$ 7,094,142	\$ 7,316,633
Dist J	\$ 508,900	\$ 4,607,147	\$ 5,116,047
Dist K	\$ 613,248	\$ 1,190,455	\$ 1,803,703
Non Council District	\$ 9,139,386	\$ 16,827,616	\$ 25,967,002
Grand Total	\$ 20,554,474	\$ 56,429,291	\$ 76,983,765





FY2014 Awarded Contracts with DBE Certified Firms

The United States Department of Transportation requires recipients who receive more than \$250,000 in federal funds to establish a Disadvantaged Business Enterprise Plan and set participation goals on all federally-assisted projects as well as setting a triennial goal. On October 23, 2013, the Houston City Council approved a DBE Triennial Goal for the Houston Airport System of 29% for the participation of Disadvantaged Business Enterprises and 3.7% goal for the race/gender neutral component on all Houston Airport System contracts; funded (wholly or in part) by the U.S. Department of Transportation. While this goal is effective October 1, 2013 through September 30, 2016, the effect of the higher goals will be fully realized over time.

Year to date in FY2014, DBE Certified Firms were utilized on 4 contracts, all Houston Airport System (HAS) contracts. The total amount awarded to these contracts was \$56,059,405. From that amount, DBE Certified firms were awarded \$10,669,643. However, a 25%-30% goal has been established on these contracts therefore the participation of DBEs is anticipated to increase by the end of the contract.

FY2014 Awards on DBE Contracts

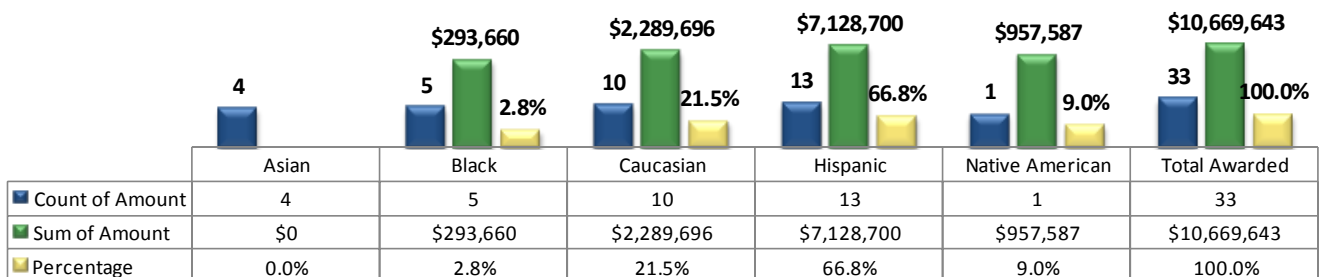
	A	B	C = A+B
Contract Type	Non DBE Amount	DBE Amount	Total Amount Awarded
Construction Total	\$31,889,762	\$10,669,643	\$42,559,405
Professional Services Total	\$13,500,000	\$0	\$13,500,000
Purchasing Total	\$0	\$0	\$0
Total	\$45,389,762	\$10,669,643	\$56,059,405

Details of FY2014 Awards on DBE Contracts

Prime	Contract Title	Contract Goal	Total Awarded
SpawGlass Civil Construction, Inc.	Reconstruction of Taxiway NB at IAH Project No: 647	25.00%	\$42,559,405
HNTB Corporation	On Call Professional Aviation Planning & Consulting Services Project No: 688A	30.00%	\$4,500,000
LeighFisher	On Call Professional Aviation Planning & Consulting Services Project No: 688B	30.00%	\$4,500,000
Ricondo & Associates, Inc.	On Call Professional Aviation Planning & Consulting Services Project No: 688C	30.00%	\$4,500,000
Grand Total			\$56,059,405

- Although the On-Call contracts above have a goals of 30%, the dollar amount awarded to certified DBEs will not be determined until Letters of Authorization have been issued by the Houston Airport System for each tasks.

FY2014 DBE Awards on DBE contracts by Ethnicity



*** These Contracts were not included in the overall MWSBE Awards Summary for this Report.**





Educate. Connect. **Grow.**

Created by: Katrina Williams, Chief Financial Officer and System Analyst

Co-Produced by:

Carlecia D. Wright, Office of Business Opportunity Director

Marsha E. Murray, Office of Business Opportunity Assistant Director

Morris Scott, Contract Compliance Division Manager

Arwa Harianawala, Management Analyst

LaTanja Bolden, Procurement Specialist