InSight® Video Interpreting

INTERPRETER ACCESS

1. Select the InSight shortcut on your PC or open your Chrome or Firefox browser and navigate to **http://insight.languageline.com**



2. Click on the language needed. Scroll to view more languages.

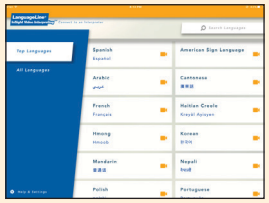

3. Click to confirm the selection.

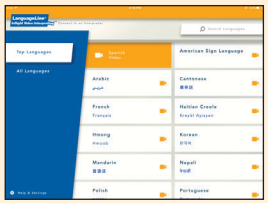

4. The hold screen appears while waiting to be connected to an interpreter. Click the red Cancel Call button to cancel.

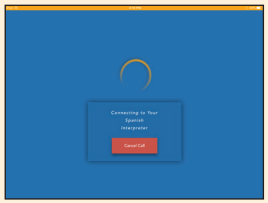

5. Greet your interpreter. Document the language and interpreter ID located at the bottom left.

SCREEN CONTROL FUNCTIONS

- Connect to an InSight video interpreter.
- Connect to an InSight audio interpreter.
- End a call in progress.
- Initiate video privacy to restrict the interpreter's ability to see; audio will continue.
- Cancel video privacy.
- Mute the audio to restrict the interpreter's ability to hear; video will continue.
- Cancel audio mute.
- Indicates current bandwidth connection and video quality.

© 2016 LanguageLine Solutions / All rights reserved. / 07.13.16 / www.LanguageLine.com